

Arsenic

From Wikipedia, the free encyclopedia

Arsenic is a chemical element with symbol **As** and atomic number 33. Arsenic occurs in many minerals, usually in combination with sulfur and metals, but also as a pure elemental crystal. Arsenic is a metalloid. It has various allotropes, but only the gray form is important to industry.

The primary use of metallic arsenic is in alloys of lead (for example, in car batteries and ammunition). Arsenic is a common n-type dopant in semiconductor electronic devices, and the optoelectronic compound gallium arsenide is the second most commonly used semiconductor after doped silicon. Arsenic and its compounds, especially the trioxide, are used in the production of pesticides, treated wood products, herbicides, and insecticides. These applications are declining, however.^[7]

A few species of bacteria are able to use arsenic compounds as respiratory metabolites. Trace quantities of arsenic are an essential dietary element in rats, hamsters, goats, chickens, and presumably many other species, including humans. However, arsenic poisoning occurs in multicellular life if quantities are larger than needed. Arsenic contamination of groundwater is a problem that affects millions of people across the world.

Contents

- 1 Characteristics
 - 1.1 Physical characteristics
 - 1.2 Isotopes
 - 1.3 Chemistry
- 2 Compounds
 - 2.1 Inorganic compounds
 - 2.1.1 Alloys
 - 2.2 Organoarsenic compounds
- 3 Occurrence and production
- 4 History
- 5 Applications
 - 5.1 Agricultural
 - 5.2 Medical use
 - 5.3 Alloys
 - 5.4 Military
 - 5.5 Other uses

Arsenic, 33As



General properties

Name, symbol	arsenic, As
Pronunciation	/ˈɑːrsɪnɪk/ , also /ɑːrˈsɛnɪk/ when attributive <i>AR-sə-nik</i> , <i>ar-SEN-ik</i>
Allotropes	grey (most common), yellow, black
Appearance	metallic grey

Arsenic in the periodic table

					P
					↑
			□		As
					↓
					Sb
	germanium ←	arsenic	→	selenium	

Atomic number (<i>Z</i>)	33
Group, block	group 15 (pnictogens), p-block
Period	period 4
Element category	□ metalloid
Standard atomic weight (<i>A</i>_r)	74.921595(6) ^[1]
Electron configuration	[Ar] 3d ¹⁰ 4s ² 4p ³
per shell	2, 8, 18, 5
	Physical properties
Phase	solid
Sublimation point	887 K (615 °C, 1137 °F)
Density near r.t.	5.727 g/cm ³
when liquid, at <i>m.p.</i>	5.22 g/cm ³
Triple point	1090 K, 3628 kPa ^[2]

- 6 Biological role
 - 6.1 Bacteria
- 7 Essential trace element in higher animals
 - 7.1 Heredity
 - 7.2 Biomethylation
- 8 Environmental issues
 - 8.1 Exposure
 - 8.2 Occurrence in drinking water
 - 8.2.1 San Pedro de Atacama
 - 8.2.2 Hazard maps for contaminated groundwater
 - 8.3 Redox transformation of arsenic in natural waters
 - 8.4 Wood preservation in the US
 - 8.5 Mapping of industrial releases in the US
 - 8.6 Bioremediation
- 9 Toxicity and precautions
 - 9.1 Classification
 - 9.2 Legal limits, food, and drink
 - 9.3 Occupational exposure limits
 - 9.4 Ecotoxicity
 - 9.5 Toxicity in Animals
 - 9.6 Biological mechanism
 - 9.7 Exposure risks and remediation
 - 9.8 Treatment
- 10 See also
- 11 References
- 12 Bibliography
- 13 Further reading
- 14 External links

Characteristics

Physical characteristics

The three most common arsenic allotropes are metallic gray, yellow, and black arsenic, with gray being the most common.^[8] Gray arsenic (α -As, space group $R\bar{3}m$ No. 166) adopts a double-layered structure consisting of many interlocked, ruffled, six-membered rings. Because of weak bonding between the layers, gray arsenic is brittle and has a relatively low Mohs hardness of 3.5. Nearest and next-nearest neighbors form a distorted octahedral complex, with the three atoms in the same double-layer being slightly closer than the three atoms in the next.^[9] This relatively

Critical point	1673 K, ? MPa
Heat of fusion	grey: 24.44 kJ/mol
Heat of vaporization	34.76 kJ/mol (?)
Molar heat capacity	24.64 J/(mol·K)

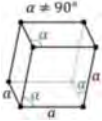
Vapor pressure

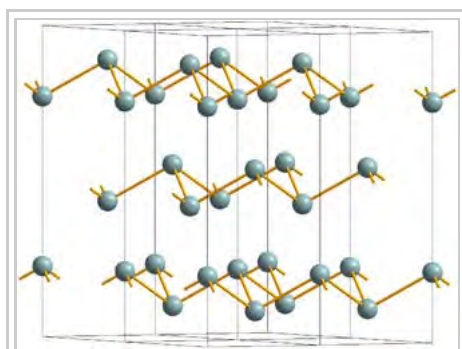
P (Pa)	1	10	100	1 k	10 k	100 k
at T (K)	553	596	646	706	781	874

Atomic properties

Oxidation states	5, 4, 3, 2, 1, ^[3] −1, −2, −3 (a mildly acidic oxide)
Electronegativity	Pauling scale: 2.18
Ionization energies	1st: 947.0 kJ/mol 2nd: 1798 kJ/mol 3rd: 2735 kJ/mol (more)
Atomic radius	empirical: 119 pm
Covalent radius	119±4 pm
Van der Waals radius	185 pm

Miscellanea

Crystal structure	rhombohedral	
Thermal expansion	5.6 $\mu\text{m}/(\text{m}\cdot\text{K})$ ^[4] (at r.t.)	
Thermal conductivity	50.2 W/(m·K)	
Electrical resistivity	333 n Ω ·m (at 20 °C)	
Magnetic ordering	diamagnetic ^[5]	
Magnetic susceptibility (χ_{mol})	$-5.5\cdot 10^{-6}$ cm ³ /mol ^[6]	
Young's modulus	8 GPa	
Bulk modulus	22 GPa	
Mohs hardness	3.5	
Brinell hardness	1440 MPa	
CAS Number	7440-38-2	
History		
Discovery	Early Bronze Age (2500 BC)	
First isolation	Albertus Magnus (1250)	



Crystal structure common to Sb, AsSb and gray As

close packing leads to a high density of 5.73 g/cm³.^[10] Gray arsenic is a semimetal, but becomes a semiconductor with a bandgap of 1.2–1.4 eV if amorphized.^[11] Gray arsenic is also the most stable form. Yellow arsenic is soft and waxy, and

somewhat similar to tetraphosphorus (P₄). Both have four atoms arranged in a tetrahedral structure in which each atom is bound to each of the other three atoms by a single bond. This unstable allotrope, being molecular, is the most volatile, least dense, and most toxic. Solid yellow arsenic is produced by rapid cooling of arsenic vapor, As₄. It is rapidly transformed into gray arsenic by light. The yellow form has a density of 1.97 g/cm³.^[10] Black arsenic is similar in structure to red phosphorus.^[10] Black arsenic can also be formed by cooling vapor at around 100–220 °C. It is glassy and brittle. It is also a poor electrical conductor.^[12]

Isotopes

Arsenic occurs in nature as a monoisotopic element, composed of one stable isotope, ⁷⁵As.^[13] As of 2003, at least 33 radioisotopes have also been synthesized, ranging in atomic mass from 60 to 92. The most stable of these is ⁷³As with a half-life of 80.30 days. All other isotopes have half-lives of under one day, with the exception of ⁷¹As (t_{1/2}=65.30 hours), ⁷²As (t_{1/2}=26.0 hours), ⁷⁴As (t_{1/2}=17.77 days), ⁷⁶As (t_{1/2}=1.0942 days), and ⁷⁷As (t_{1/2}=38.83 hours). Isotopes that are lighter than the stable ⁷⁵As tend to decay by β⁺ decay, and those that are heavier tend to decay by β[−] decay, with some exceptions.

At least 10 nuclear isomers have been described, ranging in atomic mass from 66 to 84. The most stable of arsenic's isomers is ^{68m}As with a half-life of 111 seconds.^[13]

Chemistry

Arsenic has a similar electronegativity and ionization energies to its lighter congener phosphorus and as such readily forms covalent molecules with most of the nonmetals. Though stable in dry air, arsenic forms a golden-bronze tarnish upon exposure to humidity which eventually becomes a black surface layer.^[14] When heated in air, arsenic oxidizes to arsenic trioxide; the fumes from this reaction have an odor resembling garlic. This odor can be detected on striking arsenide minerals such as arsenopyrite with a hammer.^[2] It burns in oxygen to form arsenic trioxide and arsenic pentoxide, which have the same structure as the more well-known phosphorus compounds, and in fluorine to give arsenic pentafluoride.^[14] Arsenic (and some arsenic compounds) sublimes upon heating at atmospheric pressure, converting directly to a gaseous form without an intervening liquid state at 887 K (614 °C).^[2] The triple point is 3.63 MPa and 1,090 K (820 °C).^{[10][2]} Arsenic makes arsenic acid with concentrated nitric acid, arsenious acid with dilute nitric acid, and arsenic trioxide with concentrated sulfuric acid; however, it does not react with water, alkalis, or non-oxidising acids.^[15] Arsenic reacts with metals to

Most stable isotopes of arsenic

iso	NA	half-life	DM	DE (MeV)	DP
⁷³ As	syn	80.3 d	ε	–	⁷³ Ge
			γ	0.05D, 0.01D, e	–
⁷⁴ As	syn	17.78 d	ε	–	⁷⁴ Ge
			β ⁺	0.941	⁷⁴ Ge
			γ	0.595, 0.634	–
			β [−]	1.35, 0.717	⁷⁴ Se
⁷⁵ As	100%	is stable with 42 neutrons			

form arsenides, though these are not ionic compounds containing the As^{3-} ion as the formation of such an anion would be highly endothermic and even the group 1 arsenides have properties of intermetallic compounds.^[14] Like germanium, selenium, and bromine, which like arsenic succeed the 3d transition series, arsenic is much less stable in the group oxidation state of +5 than its vertical neighbors phosphorus and antimony, and hence arsenic pentoxide and arsenic acid are potent oxidizers.^[14]

Compounds

Compounds of arsenic resemble in some respects those of phosphorus which occupies the same group (column) of the periodic table. Arsenic is less commonly observed in the pentavalent state, however. The most common oxidation states for arsenic are: -3 in the arsenides, which are alloy-like intermetallic compounds, $+3$ in the arsenites, and $+5$ in the arsenates and most organoarsenic compounds. Arsenic also bonds readily to itself as seen in the square As_4^{3-} ions in the mineral skutterudite.^[16] In the $+3$ oxidation state, arsenic is typically pyramidal owing to the influence of the lone pair of electrons.^[8]

Inorganic compounds

One of the simplest arsenic compound is the trihydride, the highly toxic, flammable, pyrophoric arsine (AsH_3). This compound is generally regarded as stable, since at room temperature it decomposes only slowly. At temperatures of $250\text{--}300\text{ }^\circ\text{C}$ decomposition to arsenic and hydrogen is rapid.^[17] Several factors, such as humidity, presence of light and certain catalysts (namely aluminium) facilitate the rate of decomposition.^[18] It oxidises readily in air to form arsenic trioxide and water, and analogous reactions take place with sulfur and selenium instead of oxygen.^[17]

Arsenic forms colorless, odorless, crystalline oxides As_2O_3 ("white arsenic") and As_2O_5 which are hygroscopic and readily soluble in water to form acidic solutions. Arsenic(V) acid is a weak acid and the salts are called arsenates,^[19] the most common arsenic contamination of groundwater, and a problem that affects many people. Synthetic arsenates include Paris Green (copper(II) acetoarsenite), calcium arsenate, and lead hydrogen arsenate. These three have been used as agricultural insecticides and poisons.

The protonation steps between the arsenate and arsenic acid are similar to those between phosphate and phosphoric acid. Unlike phosphorous acid, arsenous acid is genuinely tribasic, with the formula $\text{As}(\text{OH})_3$.^[19]

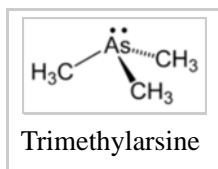
A broad variety of sulfur compounds of arsenic are known. Orpiment (As_2S_3) and realgar (As_4S_4) are somewhat abundant and were formerly used as painting pigments. In As_4S_{10} , arsenic has a formal oxidation state of $+2$ in As_4S_4 which features As-As bonds so that the total covalency of As is still 3.^[20] Both orpiment and realgar, as well as As_4S_3 , have selenium analogs; although arsenic tellurides are not known, the anion As_2Te^- is known as a ligand in cobalt complexes.^[21]

All trihalides of arsenic(III) are well known except the astatide, which is unknown. Arsenic pentafluoride (AsF_5) is the only important pentahalide, reflecting the lower stability of the $+5$ oxidation state; even so, it is a very strong fluorinating and oxidizing agent. (The pentachloride is stable only below $-50\text{ }^\circ\text{C}$, at which temperature it decomposes to the trichloride, releasing chlorine gas.^[10])

Alloys

Arsenic is used as the group 5 element in the III-V semiconductors gallium arsenide, indium arsenide, and aluminium arsenide.^[22] The valence electron count of GaAs is the same as a pair of Si atoms, but the band structure is completely different which results distinct bulk properties.^[23] Other arsenic alloys include the II-V semiconductor cadmium arsenide.^[24]

Organoarsenic compounds



A large variety of organoarsenic compounds are known. Several were developed as chemical warfare agents during World War I, including vesicants such as lewisite and vomiting agents such as adamsite.^{[25][26][27]} Cacodylic acid, which is of historic and practical interest, arises from the methylation of arsenic trioxide, a reaction that has no analogy in phosphorus chemistry. Indeed, cacodyl was the first organometallic compound known, and was named from the Greek *κακωδία* "stink" for its offensive odor; like all arsenic compounds, it is very poisonous.^[28]

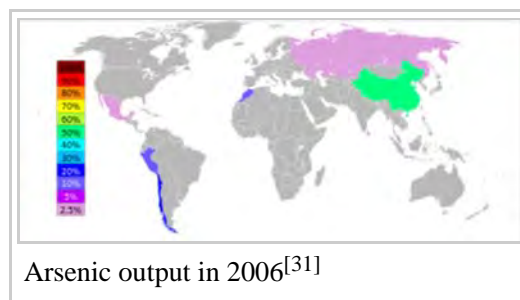

Occurrence and production







Arsenic comprises about 1.5 ppm (0.00015%) of the Earth's crust, and is the 53rd most abundant element. Typical background concentrations are as follows: Air <3 ng m⁻³; soil <100 mg kg⁻¹; freshwater <10 ug L⁻¹; seawater <1.5 ug L⁻¹.^[29]

Minerals with the formula MAsS and MAs₂ (M = Fe, Ni, Co) are the dominant commercial sources of arsenic, together with realgar (an arsenic sulfide mineral) and native arsenic. An illustrative mineral is arsenopyrite (FeAsS), which is structurally related to iron pyrite. Many minor As-containing minerals are known. Arsenic also occurs in various organic forms in the environment.^[30]

In 2014, China was the top producer of white arsenic with almost 70% world share, followed by Morocco, Russia, and Belgium, according to the British Geological Survey and the United States Geological Survey.^[32] Most arsenic refinement operations in the US and Europe have closed over environmental concerns. Arsenic is found of the smelter dust from copper, gold, and lead smelters, and is recovered primarily from copper refinement dust.^[33]

On roasting arsenopyrite in air, arsenic sublimes as arsenic(III) oxide leaving iron oxides,^[30] while roasting without air results in the production of metallic arsenic. Further purification from sulfur and other chalcogens is achieved by sublimation in vacuum, in a hydrogen atmosphere, or by distillation from molten lead-arsenic mixture.^[34]



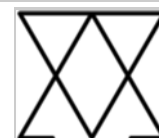
Rank	Country	2014 As ₂ O ₃ Production ^[32]
1	 China	25,000 T
2	 Morocco	8,800 T
3	 Russia	1,500 T
4	 Belgium	1,000 T
5	 Bolivia	52 T
6	 Japan	45 T
—	World Total (rounded)	36,400 T

History

The word *arsenic* has its origin in the Syriac word ܐܪܨܢܝܩܐ (*al zarnīqa*,^[35] from the Persian word زرنيخ *zarnīkh*, meaning "yellow" (literally "gold-colored") and hence "(yellow) orpiment". It was adopted into Greek as *arsenikon* (ἀρσενικόν), a form that is folk etymology, being the neuter form of the Greek word *arsenikos* (ἀρσενικός), meaning "male", "virile". The Greek word was adopted in Latin as *arsenicum*, which in French became *arsenic*, from which the English word arsenic is taken.^[35] Arsenic sulfides (orpiment, realgar) and oxides have been known and used since ancient times.^[36] Zosimos (circa 300 AD) describes roasting *sandarach* (realgar) to obtain *cloud of arsenic* (arsenic trioxide), which he then reduces to metallic arsenic.^[37] As the symptoms of arsenic poisoning were somewhat ill-defined, it was frequently used for murder until the advent of the Marsh test, a sensitive chemical test for its presence. (Another less sensitive but more general test is the Reinsch test.) Owing to its use by the ruling class to murder one another and its potency and discreetness, arsenic has been called the "poison of kings" and the "king of poisons".^[38]



Realgar



Alchemical symbol for arsenic



The arsenic labyrinth, part of Botallack Mine, Cornwall.

During the Bronze Age, arsenic was often included in bronze, which made the alloy harder (so-called "arsenical bronze").^{[39][40]} Albertus Magnus (Albert the Great, 1193–1280) is believed to have been the first to isolate the element from a compound in 1250, by heating soap together with arsenic trisulfide.^[41] In 1649, Johann Schröder published two ways of preparing arsenic.^[42] Crystals of elemental (native) arsenic are found in nature, although rare.

Cadet's fuming liquid (impure cacodyl), often claimed as the first synthetic organometallic compound, was synthesized in 1760 by Louis Claude Cadet de Gassicourt by the reaction of potassium acetate with arsenic trioxide.^[43]

In the Victorian era, "arsenic" ("white arsenic" or arsenic trioxide) was mixed with vinegar and chalk and eaten by women to improve the complexion of their faces, making their skin paler to show they did not work in the fields. Arsenic was also rubbed into the faces and arms of women to "improve their complexion". The

accidental use of arsenic in the adulteration of foodstuffs led to the Bradford sweet poisoning in 1858, which resulted in around 20 deaths.^[44]

Two arsenic pigments have been widely used since their discovery – Paris Green and Scheele's Green. After the toxicity of arsenic became widely known, these chemicals were used less often as pigments and more often as insecticides. In the 1860s, an arsenic byproduct of dye production, London Purple was widely used. This was a solid mixture of arsenic trioxide, aniline, lime, and ferrous oxide, insoluble in water and very toxic by inhalation or ingestion^[45] But it was later replaced with Paris Green, another arsenic-based dye.^[46] With better understanding of the toxicology mechanism, two other compounds were used starting in the 1890s.^[47] Arsenite of lime and arsenate of lead were used widely as insecticides until the discovery of DDT in 1942.^{[48][49][50]}

Applications


Agricultural

The toxicity of arsenic to insects, bacteria, and fungi led to its use as a wood preservative.^[51] In the 1950s, a process of treating wood with chromated copper arsenate (also known as CCA or Tanalith) was invented, and for decades, this treatment was the most extensive industrial use of arsenic. An increased appreciation of the toxicity of arsenic led to a ban of CCA in consumer products in 2004, initiated by the European Union and United States.^{[52][53]} CCA remains in heavy use in other countries, however; e.g. Malaysian rubber plantations.^[7]

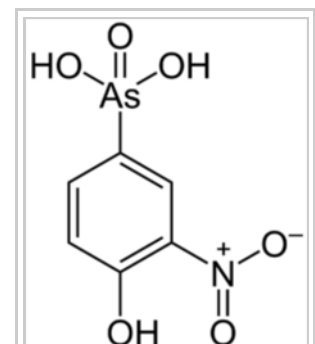
Arsenic was also used in various agricultural insecticides and poisons. For example, lead hydrogen arsenate was a common insecticide on fruit trees,^[54] but contact with the compound sometimes resulted in brain damage among those working the sprayers. In the second half of the 20th century, monosodium methyl arsenate (MSMA) and disodium methyl arsenate (DSMA) – less toxic organic forms of arsenic – have replaced lead arsenate in agriculture. With the exception of cotton farming, the use of the organic arsenicals was phased out until 2013.^[55]

The biogeochemistry of arsenic is complex and includes various adsorption and desorption processes. The toxicity of arsenic is connected to its solubility and is affected by pH. Arsenite (AsO_3^{3-}) is more soluble than arsenate (AsO_4^{3-}) and is more toxic; however, at a lower pH, arsenate becomes more mobile and toxic. It was found that addition of sulfur, phosphorus, and iron oxides to high-arsenite soils greatly reduces arsenic phytotoxicity.^[56]

Arsenic is used as a feed additive in poultry and swine production, in particular in the U.S. to increase weight gain, improve feed efficiency, and to prevent disease.^{[57][58]} An example is roxarsone, which had been used as a broiler starter by about 70% of U.S. broiler growers.^[59] The Poison-Free Poultry Act of 2009 proposed to ban the use of roxarsone in industrial swine and poultry production.^[60] Alpharma, a subsidiary of Pfizer Inc.,



Satirical cartoon by Honoré Daumier of a chemist giving a public demonstration of arsenic, 1841



Roxarsone is a controversial arsenic compound used as a feed ingredient for chickens.

which produces roxarsone, voluntarily suspended sales of the drug in response to studies showing elevated levels of inorganic arsenic, a carcinogen, in treated chickens.^[61] A successor to Alpharma, Zoetis, continues to sell nitarstone, primarily for use in turkeys.^[61]

Arsenic is intentionally added to the feed of chickens raised for human consumption. Organic arsenic compounds are less toxic than pure arsenic, and promote the growth of chickens. Under some conditions, the arsenic in chicken feed is converted to the toxic inorganic form.^[62]

A 2006 study of the remains of the Australian racehorse, Phar Lap, determined that the 1932 death of the famous champion was caused by a massive overdose of arsenic. Sydney veterinarian Percy Sykes stated, "In those days, arsenic was quite a common tonic, usually given in the form of a solution (Fowler's Solution) ... It was so common that I'd reckon 90 per cent of the horses had arsenic in their system."^[63]

Medical use

During the 18th, 19th, and 20th centuries, a number of arsenic compounds were used as medicines, including arsphenamine (by Paul Ehrlich) and arsenic trioxide (by Thomas Fowler).^[64] Arsphenamine, as well as neosalvarsan, was indicated for syphilis and trypanosomiasis, but has been superseded by modern antibiotics.

Arsenic trioxide has been used in a variety of ways over the past 500 years, most commonly in the treatment of cancer, but in medications as diverse as Fowler's solution in psoriasis.^[65] The US Food and Drug Administration in the year 2000 approved this compound for the treatment of patients with acute promyelocytic leukemia that is resistant to all-trans retinoic acid.^[66]

Recently, researchers have been locating tumors using arsenic-74 (a positron emitter). This isotope produces clearer PET scan images than the previous radioactive agent, iodine-124, because the body tends to transport iodine to the thyroid gland producing signal noise.^[67]

In subtoxic doses, soluble arsenic compounds act as stimulants, and were once popular in small doses as medicine by people in the mid-18th to 19th centuries.^[10]

Alloys

The main use of metallic arsenic is in alloying with lead. Lead components in car batteries are strengthened by the presence of a very small percentage of arsenic.^{[7][68]} Dezincification of brass (a copper-zinc alloy) is greatly reduced by the addition of arsenic.^[69] "Phosphorus Deoxidized Arsenical Copper" with an arsenic content of 0.3% has an increased corrosion stability in certain environments.^[70] Gallium arsenide is an important semiconductor material, used in integrated circuits. Circuits made from GaAs are much faster (but also much more expensive) than those made from silicon. Unlike silicon, GaAs has a direct bandgap, and can be used in laser diodes and LEDs to convert electrical energy directly into light.^[7]

Military

After World War I, the United States built a stockpile of 20,000 tonnes of weaponized lewisite (ClCH=CHAsCl₂), a vesicant (blister agent) and lung irritant. The stockpile was neutralized with bleach and dumped into the Gulf of Mexico after the 1950s.^[71] During the Vietnam War, the United States used Agent Blue, a mixture of sodium cacodylate and its acid form, as one of the rainbow herbicides to deprive North

Vietnamese soldiers of foliage cover and rice.^{[72][73]}

Other uses

- Copper acetoarsenite was used as a green pigment known under many names, including Paris Green and Emerald Green. It caused numerous arsenic poisonings. Scheele's Green, a copper arsenate, was used in the 19th century as a coloring agent in sweets.^[74]
- Arsenic is used in bronzing^[75] and pyrotechnics
- As much as 2% of produced arsenic is used in lead alloys for lead shot and bullets.^[76]
- Arsenic is added in small quantities to alpha-brass to make it dezincification-resistant. This grade of brass is used in plumbing fittings and other wet environments.^[77]
- Arsenic is also used for taxonomic sample preservation.
- Until recently, arsenic was used in optical glass. Modern glass manufacturers, under pressure from environmentalists, have ceased using both arsenic and lead.^[78]

Biological role

Bacteria

Some species of bacteria obtain their energy by oxidizing various fuels while reducing arsenate to arsenite. Under oxidative environmental conditions some bacteria oxidize arsenite to arsenate as fuel for their metabolism.^[79] The enzymes involved are known as arsenate reductases (Arr).^[80]

In 2008, bacteria were discovered that employ a version of photosynthesis in the absence of oxygen with arsenites as electron donors, producing arsenates (just as ordinary photosynthesis uses water as electron donor, producing molecular oxygen). Researchers conjecture that, over the course of history, these photosynthesizing organisms produced the arsenates that allowed the arsenate-reducing bacteria to thrive. One strain PHS-1 has been isolated and is related to the gammaproteobacterium *Ectothiorhodospira shaposhnikovii*. The mechanism is unknown, but an encoded Arr enzyme may function in reverse to its known homologues.^[81]

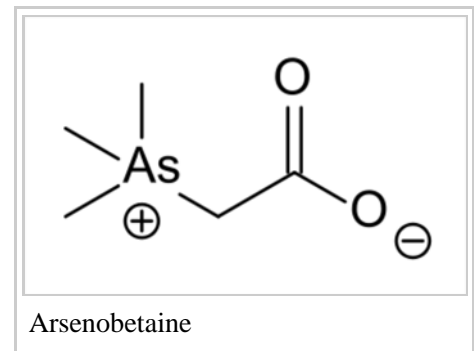
Although the arsenate and phosphate anions are similar structurally, no evidence exists for the replacement of phosphate in ATP or nucleic acids by arsenic.^{[82][83]}

Essential trace element in higher animals

Some evidence indicates that arsenic is an essential trace mineral in birds (chickens), and in mammals (rats, hamsters, and goats). However, the biological function is not known.^{[84][85][86]}

Heredity

Arsenic has been linked to epigenetic changes, heritable changes in gene expression that occur without changes in DNA sequence. These include DNA methylation, histone modification, and RNA interference. Toxic levels



of arsenic cause significant DNA hypermethylation of tumor suppressor genes p16 and p53, thus increasing risk of carcinogenesis. These epigenetic events have been studied *in vitro* using human kidney cells and *in vivo* using rat liver cells and peripheral blood leukocytes in humans.^[87] Inductively coupled plasma mass spectrometry (ICP-MS) is used to detect precise levels of intracellular arsenic and other arsenic bases involved in epigenetic modification of DNA.^[88] Studies investigating arsenic as an epigenetic factor be used to develop precise biomarkers of exposure and susceptibility.

The Chinese brake fern (*Pteris vittata*) hyperaccumulates arsenic from the soil into its leaves and has a proposed use in phytoremediation.^[89]

Biomethylation

Inorganic arsenic and its compounds, upon entering the food chain, are progressively metabolized through a process of methylation.^{[90][91]} For example, the mold *Scopulariopsis brevicaulis* produces significant amounts of trimethylarsine if inorganic arsenic is present.^[92] The organic compound arsenobetaine is found in some marine foods such as fish and algae, and also in mushrooms in larger concentrations. The average person's intake is about 10–50 µg/day. Values about 1000 µg are not unusual following consumption of fish or mushrooms, but there is little danger in eating fish because this arsenic compound is nearly non-toxic.^[93]

Environmental issues

Exposure

Naturally occurring sources of human exposure include volcanic ash, weathering of minerals and ores, and mineralized groundwater. Arsenic is also found in food, water, soil, and air.^[94] Arsenic is absorbed by all plants, but is more concentrated in leafy vegetables, rice, apple and grape juice, and seafood.^[95] An additional route of exposure is inhalation of atmospheric gases and dusts.^[96]

Occurrence in drinking water

Extensive arsenic contamination of groundwater has led to widespread arsenic poisoning in Bangladesh^[97] and neighboring countries. It is estimated that approximately 57 million people in the Bengal basin are drinking groundwater with arsenic concentrations elevated above the World Health Organization's standard of 10 parts per billion (ppb).^[98] However, a study of cancer rates in Taiwan^[99] suggested that significant increases in cancer mortality appear only at levels above 150 ppb. The arsenic in the groundwater is of natural origin, and is released from the sediment into the groundwater, caused by the anoxic conditions of the subsurface. This groundwater was used after local and western NGOs and the Bangladeshi government undertook a massive shallow tube well drinking-water program in the late twentieth century. This program was designed to prevent drinking of bacteria-contaminated surface waters, but failed to test for arsenic in the groundwater. Many other countries and districts in Southeast Asia, such as Vietnam and Cambodia, have geological environments that produce groundwater with a high arsenic content. Arsenicosis was reported in Nakhon Si Thammarat, Thailand in 1987, and the Chao Phraya River probably contains high levels of naturally occurring dissolved arsenic without being a public health problem because much of the public uses bottled water.^[100]

In the United States, arsenic is most commonly found in the ground waters of the southwest.^[101] Parts of New England, Michigan, Wisconsin, Minnesota and the Dakotas are also known to have significant concentrations of arsenic in ground water.^[102] Increased levels of skin cancer have been associated with arsenic exposure in

Wisconsin, even at levels below the 10 part per billion drinking water standard.^[103] According to a recent film funded by the US Superfund, millions of private wells have unknown arsenic levels, and in some areas of the US, more than 20% of the wells may contain levels that exceed established limits.^[104]

Low-level exposure to arsenic at concentrations of 100 parts per billion (i.e., above the 10 parts per billion drinking water standard) compromises the initial immune response to H1N1 or swine flu infection according to NIEHS-supported scientists. The study, conducted in laboratory mice, suggests that people exposed to arsenic in their drinking water may be at increased risk for more serious illness or death from the virus.^[105]

Some Canadians are drinking water that contains inorganic arsenic. Private-dug-well waters are most at risk for containing inorganic arsenic. Preliminary well water analysis typically does not test for arsenic. Researchers at the Geological Survey of Canada have modeled relative variation in natural arsenic hazard potential for the province of New Brunswick. This study has important implications for potable water and health concerns relating to inorganic arsenic.^[106]

Epidemiological evidence from Chile shows a dose-dependent connection between chronic arsenic exposure and various forms of cancer, in particular when other risk factors, such as cigarette smoking, are present. These effects have been demonstrated at contaminations less than 50 ppb.^[107]

Analyzing multiple epidemiological studies on inorganic arsenic exposure suggests a small but measurable increase in risk for bladder cancer at 10 ppb.^[108] According to Peter Ravenscroft of the Department of Geography at the University of Cambridge,^[109] roughly 80 million people worldwide consume between 10 and 50 ppb arsenic in their drinking water. If they all consumed exactly 10 ppb arsenic in their drinking water, the previously cited multiple epidemiological study analysis would predict an additional 2,000 cases of bladder cancer alone. This represents a clear underestimate of the overall impact, since it does not include lung or skin cancer, and explicitly underestimates the exposure. Those exposed to levels of arsenic above the current WHO standard should weigh the costs and benefits of arsenic remediation.

Early (1973) evaluations of the processes for removing dissolved arsenic from drinking water demonstrated the efficacy of co-precipitation with either iron or aluminum oxides. In particular, iron as a coagulant was found to remove arsenic with an efficacy exceeding 90%.^{[110][111]} Several adsorptive media systems have been approved for use at point-of-service in a study funded by the United States Environmental Protection Agency (US EPA) and the National Science Foundation (NSF). A team of European and Indian scientists and engineers have set up six arsenic treatment plants in West Bengal based on in-situ remediation method (SAR Technology). This technology does not use any chemicals and arsenic is left in an insoluble form (+5 state) in the subterranean zone by recharging aerated water into the aquifer and developing an oxidation zone that supports arsenic oxidizing micro-organisms. This process does not produce any waste stream or sludge and is relatively cheap.^[112]

Another effective and inexpensive method to avoid arsenic contamination is to sink wells 500 feet or deeper to reach purer waters. A recent 2011 study funded by the US National Institute of Environmental Health Sciences' Superfund Research Program shows that deep sediments can remove arsenic and take it out of circulation. In this process, called *adsorption*, arsenic sticks to the surfaces of deep sediment particles and is naturally removed from the ground water.^[113]

Magnetic separations of arsenic at very low magnetic field gradients with high-surface-area and monodisperse magnetite (Fe₃O₄) nanocrystals have been demonstrated in point-of-use water purification. Using the high specific surface area of Fe₃O₄ nanocrystals, the mass of waste associated with arsenic removal from water has been dramatically reduced.^[114]

Epidemiological studies have suggested a correlation between chronic consumption of drinking water contaminated with arsenic and the incidence of all leading causes of mortality.^[115] The literature indicates that arsenic exposure is causative in the pathogenesis of diabetes.^[116]

Chaff-based filters have recently been shown to reduce the arsenic content of water to 3 µg/L. This may find applications in areas where the potable water is extracted from underground aquifers.^[117]

San Pedro de Atacama

For several centuries, the people of San Pedro de Atacama in Chile have been drinking water that is contaminated with arsenic, and some evidence suggests they have developed some immunity.^{[118][119][120]}

Hazard maps for contaminated groundwater

Around one-third of the world's population drinks water from groundwater resources. Of this, about 10 percent, approximately 300 million people, obtains water from groundwater resources that are contaminated with unhealthy levels of arsenic or fluoride.^[121] These trace elements derive mainly from minerals.^{[122][123]}

Redox transformation of arsenic in natural waters

Arsenic is unique among the trace metalloids and oxyanion-forming trace metals (e.g. As, Se, Sb, Mo, V, Cr, U, Re). It is sensitive to mobilization at pH values typical of natural waters (pH 6.5–8.5) under both oxidizing and reducing conditions. Arsenic can occur in the environment in several oxidation states (−3, 0, +3 and +5), but in natural waters it is mostly found in inorganic forms as oxyanions of trivalent arsenite [As(III)] or pentavalent arsenate [As(V)]. Organic forms of arsenic are produced by biological activity, mostly in surface waters, but are rarely quantitatively important. Organic arsenic compounds may, however, occur where waters are significantly impacted by industrial pollution.^[124]

Arsenic may be solubilized by various processes. When pH is high, arsenic may be released from surface binding sites that lose their positive charge. When water level drops and sulfide minerals are exposed to air, arsenic trapped in sulfide minerals can be released into water. When organic carbon is present in water, bacteria are fed by directly reducing As(V) to As(III) or by reducing the element at the binding site, releasing inorganic arsenic.^[125]

The aquatic transformations of arsenic are affected by pH, reduction-oxidation potential, organic matter concentration and the concentrations and forms of other elements, especially iron and manganese. The main factors are pH and the redox potential. Generally, the main forms of arsenic under oxic conditions are H₃AsO₄, H₂AsO₄[−], HAsO₄^{2−}, and AsO₄^{3−} at pH 2, 2–7, 7–11 and 11, respectively. Under reducing conditions, H₃AsO₄ is predominant at pH 2–9.

Oxidation and reduction affects the migration of arsenic in subsurface environments. Arsenite is the most stable soluble form of arsenic in reducing environments and arsenate, which is less mobile than arsenite, is dominant in oxidizing environments at neutral pH. Therefore, arsenic may be more mobile under reducing conditions. The reducing environment is also rich in organic matter which may enhance the solubility of arsenic compounds. As a result, the adsorption of arsenic is reduced and dissolved arsenic accumulates in groundwater. That is why the arsenic content is higher in reducing environments than in oxidizing environments.^[126]

The presence of sulfur is another factor that affects the transformation of arsenic in natural water. Arsenic can precipitate when metal sulfides form. In this way, arsenic is removed from the water and its mobility decreases. When oxygen is present, bacteria oxidize reduced sulfur to generate energy, potentially releasing bound arsenic.

Redox reactions involving Fe also appear to be essential factors in the fate of arsenic in aquatic systems. The reduction of iron oxyhydroxides plays a key role in the release of arsenic to water. So arsenic can be enriched in water with elevated Fe concentrations.^[127] Under oxidizing conditions, arsenic can be mobilized from pyrite or iron oxides especially at elevated pH. Under reducing conditions, arsenic can be mobilized by reductive desorption or dissolution when associated with iron oxides. The reductive desorption occurs under two circumstances. One is when arsenate is reduced to arsenite which adsorbs to iron oxides less strongly. The other results from a change in the charge on the mineral surface which leads to the desorption of bound arsenic.^[128]

Some species of bacteria catalyze redox transformations of arsenic. Dissimilatory arsenate-respiring prokaryotes (DARP) speed up the reduction of As(V) to As(III). DARP use As(V) as the electron acceptor of anaerobic respiration and obtain energy to survive. Other organic and inorganic substances can be oxidized in this process. Chemoautotrophic arsenite oxidizers (CAO) and heterotrophic arsenite oxidizers (HAO) convert As(III) into As(V). CAO combine the oxidation of As(III) with the reduction of oxygen or nitrate. They use obtained energy to fix produce organic carbon from CO₂. HAO cannot obtain energy from As(III) oxidation. This process may be an arsenic detoxification mechanism for the bacteria.^[129]

Equilibrium thermodynamic calculations predict that As(V) concentrations should be greater than As(III) concentrations in all but strongly reducing conditions, i.e. where SO₄²⁻ reduction is occurring. However, abiotic redox reactions of arsenic are slow. Oxidation of As(III) by dissolved O₂ is a particularly slow reaction. For example, Johnson and Pilson (1975) gave half-lives for the oxygenation of As(III) in seawater ranging from several months to a year.^[130] In other studies, As(V)/As(III) ratios were stable over periods of days or weeks during water sampling when no particular care was taken to prevent oxidation, again suggesting relatively slow oxidation rates. Cherry found from experimental studies that the As(V)/As(III) ratios were stable in anoxic solutions for up to 3 weeks but that gradual changes occurred over longer timescales.^[131] Sterile water samples have been observed to be less susceptible to speciation changes than non-sterile samples.^[132] Oremland found that the reduction of As(V) to As(III) in Mono Lake was rapidly catalyzed by bacteria with rate constants ranging from 0.02 to 0.3 day⁻¹.^[133]

Wood preservation in the US

As of 2002, US-based industries consumed 19,600 metric tons of arsenic. Ninety percent of this was used for treatment of wood with chromated copper arsenate (CCA). In 2007, 50% of the 5,280 metric tons of consumption was still used for this purpose.^{[33][134]} In the United States, the voluntary phasing-out of arsenic in production of consumer products and residential and general consumer construction products began on 31 December 2003, and alternative chemicals are now used, such as Alkaline Copper Quaternary, borates, copper azole, cyproconazole, and propiconazole.^[135]

Although discontinued, this application is also one of the most concern to the general public. The vast majority of older pressure-treated wood was treated with CCA. CCA lumber is still in widespread use in many countries, and was heavily used during the latter half of the 20th century as a structural and outdoor building material. Although the use of CCA lumber was banned in many areas after studies showed that arsenic could leach out of the wood into the surrounding soil (from playground equipment, for instance), a risk is also

presented by the burning of older CCA timber. The direct or indirect ingestion of wood ash from burnt CCA lumber has caused fatalities in animals and serious poisonings in humans; the lethal human dose is approximately 20 grams of ash. Scrap CCA lumber from construction and demolition sites may be inadvertently used in commercial and domestic fires. Protocols for safe disposal of CCA lumber are not consistent throughout the world. Widespread landfill disposal of such timber raises some concern,^[136] but other studies have shown no arsenic contamination in the groundwater.^{[137][138]}

Mapping of industrial releases in the US

One tool that maps the location (and other information) of arsenic releases in the United State is TOXMAP.^[139] TOXMAP is a Geographic Information System (GIS) from the Division of Specialized Information Services of the United States National Library of Medicine (NLM) funded by the US Federal Government. With marked-up maps of the United States, TOXMAP enables users to visually explore data from the United States Environmental Protection Agency's (EPA) Toxics Release Inventory and Superfund Basic Research Programs. TOXMAP's chemical and environmental health information is taken from NLM's Toxicology Data Network (TOXNET),^[140] PubMed, and from other authoritative sources.

Bioremediation

Physical, chemical, and biological methods have been used to remediate arsenic contaminated water.^[141] Bioremediation is said to be cost effective and environmentally friendly^[142] Bioremediation of ground water contaminated with arsenic aims to convert arsenite, the toxic form of arsenic to humans, to arsenate. Arsenate (+5 oxidation state) is the dominant form of arsenic in surface water, while arsenite (+3 oxidation state) is the dominant form in hypoxic to anoxic environments. Arsenite is more soluble and mobile than arsenate. Many species of bacteria can transform arsenite to arsenate in anoxic conditions by using arsenite as an electron donor.^[143] This is a useful method in ground water remediation. Another bioremediation strategy is to use plants that accumulate arsenic in their tissues via phytoremediation but the disposal of contaminated plant material needs to be considered.

Bioremediation requires careful evaluation and design in accordance with existing conditions. Some sites may require the addition of an electron acceptor while others require microbe supplementation (bioaugmentation). Regardless of the method used, only constant monitoring can prevent future contamination.

Toxicity and precautions

Arsenic and many of its compounds are especially potent poisons.

Classification

Elemental arsenic and arsenic compounds are classified as "toxic" and "dangerous for the environment" in the European Union under directive 67/548/EEC. The International Agency for Research on Cancer (IARC) recognizes arsenic and arsenic compounds as group 1 carcinogens, and the EU lists arsenic trioxide, arsenic pentoxide, and arsenate salts as category 1 carcinogens.

Arsenic is known to cause arsenicosis when present in drinking water, "the most common species being arsenate [HAsO_4^{2-} ; As(V)] and arsenite [H_3AsO_3 ; As(III)]".

Legal limits, food, and drink

In the United States since 2006, the maximum concentration in drinking water allowed by the Environmental Protection Agency (EPA) is 10 ppb^[144] and the FDA set the same standard in 2005 for bottled water.^{[145][146]} The Department of Environmental Protection for New Jersey set a drinking water limit of 5 ppb in 2006.^[147] The IDLH (immediately dangerous to life and health) value for arsenic metal and inorganic arsenic compounds is 5 mg/m³. The Occupational Safety and Health Administration has set the permissible exposure limit (PEL) to a time-weighted average (TWA) of 0.01 mg/m³, and the National Institute for Occupational Safety and Health (NIOSH) has set the recommended exposure limit (REL) to a 15-minute constant exposure of 0.002 mg/m³.^[148] The PEL for organic arsenic compounds is a TWA of 0.5 mg/m³.^[149]

In 2008, based on its ongoing testing of a wide variety of American foods for toxic chemicals,^[150] the U.S. Food and Drug Administration set the "level of concern" for inorganic arsenic apple and pear juices at 23 ppb, based on non-carcinogenic effects, and began blocking importation of products in excess of this level; it also required recalls for non-conforming domestic products.^[145] In 2011, the national *Dr. Oz* television show broadcast a program highlighting tests performed by an independent lab hired by the producers. Though the methodology was disputed (it did not distinguish between organic and inorganic arsenic) the tests showed levels of arsenic up to 36 ppb.^[151] In response, FDA tested the worst brand from the *Dr. Oz* show and found much lower levels. Ongoing testing found 95% of the apple juice samples were below the level of concern. Later testing by Consumer Reports showed inorganic arsenic at levels slightly above 10 ppb, and the organization urged parents to reduce consumption.^[152] In July 2013, on consideration of consumption by children, chronic exposure, and carcinogenic effect, the FDA established an "action level" of 10 ppb for apple juice, the same as the drinking water standard.^[145]

Concern about arsenic in rice in Bangladesh was raised in 2002, but at the time only Australia had a legal limit for food (one milligram per kilogram).^{[153][154]} Concern was raised about people who were eating U.S. rice exceeding WHO standards for personal arsenic intake in 2005.^[155] In 2011, the People's Republic of China set a food standard of 150 ppb for arsenic.^[156]

In the United States in 2012, testing by separate groups of researchers at the Children's Environmental Health and Disease Prevention Research Center at Dartmouth College (early in the year, focusing on urinary levels in children)^[157] and Consumer Reports (in November)^{[158][159]} found levels of arsenic in rice that resulted in calls for the FDA to set limits.^[146] The FDA released some testing results in September 2012,^{[160][161]} and as of July 2013, is still collecting data in support of a new potential regulation. It has not recommended any changes in consumer behavior.^[162]

Consumer Reports recommended:

1. That the EPA and FDA eliminate arsenic-containing fertilizer, drugs, and pesticides in food production;
2. That the FDA establish a legal limit for food;
3. That industry change production practices to lower arsenic levels, especially in food for children; and
4. That consumers test home water supplies, eat a varied diet, and cook rice with excess water, then draining it off (reducing inorganic arsenic by about one third along with a slight reduction in vitamin content).^[159]
5. Evidence-based public health advocates also recommend that, given the lack of regulation or labeling for arsenic in the U.S., children should eat no more than 1.5 servings per week of rice and should not drink rice milk as part of their daily diet before age 5.^[163] They also offer recommendations for adults and

infants on how to limit arsenic exposure from rice, drinking water, and fruit juice.^[163]

A 2014 World Health Organization advisory conference was scheduled to consider limits of 200–300 ppb for rice.^[159]

Occupational exposure limits

Country	Limit ^[164]
Argentina	Confirmed human carcinogen
Australia	TWA 0.05 mg/m ³ Carcinogen
Belgium	TWA 0.1 mg/m ³ Carcinogen
Bulgaria	Confirmed human carcinogen
Colombia	Confirmed human carcinogen
Denmark	TWA 0.01 mg/m ³
Finland	Carcinogen
Egypt	TWA 0.2 mg/m ³
Hungary	Ceiling concentration 0.01 mg/m ³ Skin, carcinogen
India	TWA 0.2 mg/m ³
Japan	Group 1 carcinogen
Jordan	Confirmed human carcinogen
Mexico	TWA 0.2 mg/m ³
New Zealand	TWA 0.05 mg/m ³ Carcinogen
Norway	TWA 0.02 mg/m ³
Philippines	TWA 0.5 mg/m ³
Poland	TWA 0.01 mg/m ³
Singapore	Confirmed human carcinogen
South Korea	TWA 0.01 mg/m ³ ^[165] ^[166]
Sweden	TWA 0.01 mg/m ³
Thailand	TWA 0.5 mg/m ³
Turkey	TWA 0.5 mg/m ³
United Kingdom	TWA 0.1 mg/m ³
United States	TWA 0.01 mg/m ³
Vietnam	Confirmed human carcinogen

Ecotoxicity

Arsenic is bioaccumulative in many organisms, marine species in particular, but it does not appear to biomagnify significantly in food webs. In polluted areas, plant growth may be affected by root uptake of arsenate, which is a phosphate analog and therefore readily transported in plant tissues and cells. In polluted areas, uptake of the more toxic arsenite ion (found more particularly in reducing conditions) is likely in poorly-drained soils.^[29]

Toxicity in Animals

Compound	Animal	LD ₅₀	Route
Arsenic	Rat	763 mg/kg	oral
Arsenic	Mouse	145 mg/kg	oral
Calcium arsenate	Rat	20 mg/kg	oral
Calcium arsenate	Mouse	794 mg/kg	oral
Calcium arsenate	Rabbit	50 mg/kg	oral
Calcium arsenate	Dog	38 mg/kg	oral
Lead arsenate	Rabbit	75 mg/kg	oral

Compound	Animal	LD ₅₀ ^[167]	Route
Arsenic trioxide (As(III))	Mouse	26 mg/kg	oral
Arsenite (As(III))	Mouse	8 mg/kg	im
Arsenate (As(V))	Mouse	21 mg/kg	im
MMA (As(III))	Hamster	2 mg/kg	ip
MMA (As(V))	Mouse	916 mg/kg	oral
DMA (As(V))	Mouse	648 mg/kg	oral
im = injected intramuscularly			
ip = administered intraperitoneally			

Biological mechanism

Arsenic's toxicity comes from the affinity of arsenic(III) oxides for thiols. Thiols, in the form of cysteine residues and cofactors such as lipoic acid and coenzyme A, are situated at the active sites of many important enzymes.^[7]

Arsenic disrupts ATP production through several mechanisms. At the level of the citric acid cycle, arsenic inhibits lipoic acid, which is a cofactor for pyruvate dehydrogenase. By competing with phosphate, arsenate uncouples oxidative phosphorylation, thus inhibiting energy-linked reduction of NAD⁺, mitochondrial respiration and ATP synthesis. Hydrogen peroxide production is also increased, which, it is speculated, has potential to form reactive oxygen species and oxidative stress. These metabolic interferences lead to death from multi-system organ failure. The organ failure is presumed to be from necrotic cell death, not apoptosis, since energy reserves have been too depleted for apoptosis to occur.^[167]

Although arsenic causes toxicity it can also play a protective role.^[168]

Exposure risks and remediation

Occupational exposure and arsenic poisoning may occur in persons working in industries involving the use of inorganic arsenic and its compounds, such as wood preservation, glass production, nonferrous metal alloys, and electronic semiconductor manufacturing. Inorganic arsenic is also found in coke oven emissions associated with the smelter industry.^[169]

The conversion between As(III) and As(V) is a large factor in arsenic environmental contamination. According to Croal, Gralnick, Malasarn and Newman, "[the] understanding [of] what stimulates As(III) oxidation and/or limits As(V) reduction is relevant for bioremediation of contaminated sites (Croal). The study of chemolithoautotrophic As(III) oxidizers and the heterotrophic As(V) reducers can help the understanding of the oxidation and/or reduction of arsenic."^[170]

Treatment

Treatment of chronic arsenic poisoning is possible. British anti-lewisite (dimercaprol) is prescribed in doses of 5 mg/kg up to 300 mg every 4 hours for the first day, then every 6 hours for the second day, and finally every 8 hours for 8 additional days.^[171] However the USA's Agency for Toxic Substances and Disease Registry (ATSDR) states that the long-term effects of arsenic exposure cannot be predicted.^[96] Blood, urine, hair, and nails may be tested for arsenic; however, these tests cannot foresee possible health outcomes from the exposure.^[96] Long-term exposure and consequent excretion through urine has been linked to bladder and kidney cancer in addition to cancer of the liver, prostate, skin, lungs, and nasal cavity.^[172]

See also

- Aqua Tofana
- Arsenic biochemistry
- Arsenic compounds
- Arsenic poisoning
- Arsenic toxicity
- Arsenic trioxide
- Fowler's solution
- GFAJ-1
- Grainger challenge
- Hypothetical types of biochemistry
- Organoarsenic chemistry
- Toxic heavy metal
- White arsenic

References





- Standard Atomic Weights 2013 (<http://www.ciaaw.org/atomic-weights.htm>). Commission on Isotopic Abundances and Atomic Weights
- Gokcen, N. A (1989). "The As (arsenic) system". *Bull. Alloy Phase Diagrams*. **10**: 11–22. doi:10.1007/BF02882166.
- Ellis, Bobby D.; MacDonald, Charles L. B. (2004). "Stabilized Arsenic(I) Iodide: A Ready Source of Arsenic Iodide Fragments and a Useful Reagent for the Generation of Clusters". *Inorganic Chemistry*. **43** (19): 5981–6. doi:10.1021/ic049281s. PMID 15360247.
- Cverna, Fran (2002). *ASM Ready Reference: Thermal properties of metals*. ASM International. pp. 8–. ISBN 978-0-87170-768-0. pdf (<http://www.owlnet.rice.edu/~msci301/ThermalExpansion.pdf>).
- Lide, David R., ed. (2000). "Magnetic susceptibility of the elements and inorganic compounds". *Handbook of Chemistry and Physics* (PDF) (81 ed.). CRC press. ISBN 0849304814.

6. Weast, Robert (1984). *CRC, Handbook of Chemistry and Physics*. Boca Raton, Florida: Chemical Rubber Company Publishing. pp. E110. ISBN 0-8493-0464-4.
7. Grund, Sabina C.; Hanusch, Kunibert; Wolf, Hans Uwe (2005), "Arsenic and Arsenic Compounds", *Ullmann's Encyclopedia of Industrial Chemistry*, Weinheim: Wiley-VCH, doi:10.1002/14356007.a03_113.pub2
8. Norman, Nicholas C (1998). *Chemistry of Arsenic, Antimony and Bismuth*. Springer. p. 50. ISBN 978-0-7514-0389-3.
9. Biberg, Egon; Wiberg, Nils; Holleman, Arnold Frederick (2001). *Inorganic Chemistry*. Academic Press. ISBN 978-0-12-352651-9.
10. Holleman, Arnold F.; Wiberg, Egon; Wiberg, Nils (1985). "Arsen". *Lehrbuch der Anorganischen Chemie* (in German) (91–100 ed.). Walter de Gruyter. pp. 675–681. ISBN 3-11-007511-3.
11. Madelung, Otfried (2004). *Semiconductors: data handbook*. Birkhäuser. pp. 410–. ISBN 978-3-540-40488-0.
12. Arsenic Element Facts (<http://www.chemicool.com/elements/arsenic.html>). chemicool.com
13. Georges, Audi; Bersillon, O.; Blachot, J.; Wapstra, A.H. (2003). "The NUBASE Evaluation of Nuclear and Decay Properties". *Nuclear Physics A. Atomic Mass Data Center*. **729**: 3–128. Bibcode:2003NuPhA.729....3A. doi:10.1016/j.nuclphysa.2003.11.001.
14. Greenwood and Earnshaw, pp. 552–4
15. Chisholm, Hugh, ed. (1911). "Arsenic". *Encyclopædia Britannica*. **2** (11th ed.). Cambridge University Press. pp. 651–654.
16. Uher, Ctirad (2001). "Recent Trends in Thermoelectric Materials Research I: Skutterudites: Prospective novel thermoelectrics". *Semiconductors and Semimetals*. **69**: 139–253. doi:10.1016/S0080-8784(01)80151-4. ISBN 978-0-12-752178-7.
17. Greenwood and Earnshaw, pp. 557–8
18. Institut National de Recherche et de Sécurité (2000). "Fiche toxicologique n° 53: Trihydrure d'arsenic" (PDF). Retrieved 2006-09-06.
19. Greenwood and Earnshaw, pp. 572–8
20. "Arsenic: arsenic(II) sulfide compound data". WebElements.com. Archived from the original on 11 December 2007. Retrieved 2007-12-10.
21. Greenwood and Earnshaw, pp. 578–83
22. Tanaka, A (2004). "Toxicity of indium arsenide, gallium arsenide, and aluminium gallium arsenide". *Toxicology and Applied Pharmacology*. **198** (3): 405–11. doi:10.1016/j.taap.2003.10.019. PMID 15276420.
23. Ossicini, Stefano; Pavesi, Lorenzo; Priolo, Francesco (1 January 2003). *Light Emitting Silicon for Microphotronics*. ISBN 978-3-540-40233-6. Retrieved 2013-09-27.
24. Din, M.B.; Gould, R.D. (1998). "High field conduction mechanism of the evaporated cadmium arsenide thin films". *ICSE'98. 1998 IEEE International Conference on Semiconductor Electronics. Proceedings (Cat. No.98EX187)*: 168. doi:10.1109/SMELEC.1998.781173. ISBN 0-7803-4971-7.
25. Ellison, Hank D. (2007). *Handbook of chemical and biological warfare agents*. CRC Press. ISBN 978-0-8493-1434-6.
26. Girard, James (2010). *Principles of Environmental Chemistry*. Jones & Bartlett Learning. ISBN 978-0-7637-5939-1.
27. Somani, Satu M (2001). *Chemical warfare agents: toxicity at low levels*. CRC Press. ISBN 978-0-8493-0872-7.
28. Greenwood, p. 584
29. Rieuwerts, John. [1] (<https://books.google.co.uk/books?id=OU3YoQEACAAJ&dq=editions:cT01Mn3gHjIC&hl=en&sa=X&ved=0ahUKewiH3eDX5NzNAhWHCcAKHTAXDF4Q6AEIJzAC>), *The Elements of Environmental Pollution*, Routledge, Abingdon and New York, 2015.
30. Matschullat, Jörg (2000). "Arsenic in the geosphere — a review". *The Science of the Total Environment*. **249** (1–3): 297–312. doi:10.1016/S0048-9697(99)00524-0. PMID 10813460.
31. Brooks, William E. "Mineral Commodity Summaries 2007: Arsenic" (PDF). United States Geological Survey. Archived (PDF) from the original on 17 December 2008. Retrieved 2008-11-25.
32. Edelstein, Daniel L. "Mineral Commodity Summaries 2016: Arsenic" (PDF). United States Geological Survey. Retrieved 2016-07-01.
33. Brooks, William E. "Minerals Yearbook 2007: Arsenic" (PDF). United States Geological Survey. Archived (PDF) from the original on 17 December 2008. Retrieved 2008-11-08.
34. Whelan, J. M.; Struthers, J. D.; Ditzenberger, J. A. (1960). "Separation of Sulfur, Selenium, and Tellurium from Arsenic". *Journal of the Electrochemical Society*. **107** (12): 982–985. doi:10.1149/1.2427585.
35. Harper, Douglas. "arsenic". *Online Etymology Dictionary*. Retrieved 2010-05-15.
36. Bentley, Ronald; Chasteen, Thomas G. (2002). "Arsenic Curiosa and Humanity". *The Chemical Educator*. **7** (2):

- 51–60. doi:10.1007/s00897020539a.
37. Holmyard John Eric (2007). *Makers of Chemistry*. Read Books. ISBN 1-4067-3275-3.
38. Vahidnia, A.; Van Der Voet, G. B.; De Wolff, F. A. (2007). "Arsenic neurotoxicity – a review". *Human & Experimental Toxicology*. **26** (10): 823–32. doi:10.1177/0960327107084539. PMID 18025055.
39. Lechtman, H. (1996). "Arsenic Bronze: Dirty Copper or Chosen Alloy? A View from the Americas". *Journal of Field Archaeology*. **23** (4): 477–514. doi:10.2307/530550. JSTOR 530550.
40. Charles, J. A. (1967). "Early Arsenical Bronzes-A Metallurgical View". *American Journal of Archaeology*. **71** (1): 21–26. doi:10.2307/501586. JSTOR 501586.
41. Emsley, John (2001). *Nature's Building Blocks: An A-Z Guide to the Elements*. Oxford: Oxford University Press. pp. 43, 513, 529. ISBN 0-19-850341-5.
42. (Comte), Antoine-François de Fourcroy (1804). *A general system of chemical knowledge, and its application to the phenomena of nature and art*. pp. 84–.
43. Seyferth, Dietmar (2001). "Cadet's Fuming Arsenical Liquid and the Cacodyl Compounds of Bunsen". *Organometallics*. **20** (8): 1488–1498. doi:10.1021/om0101947.
44. Turner, Alan (1999). "Viewpoint: the story so far: An overview of developments in UK food regulation and associated advisory committees". *British Food Journal*. **101** (4): 274–283. doi:10.1108/00070709910272141.
45. "London purple. (8012-74-6)" (http://www.chemicalbook.com/ProductChemicalPropertiesCB71248510_EN.htm), *Chemical Book*
46. Lanman, Susan W. (2000). "Colour in the Garden: 'Malignant Magenta' ". *Garden History*. **28** (2): 209–221. doi:10.2307/1587270. JSTOR 1587270.
47. Holton, E. C. (1926). "Insecticides and Fungicides". *Industrial & Engineering Chemistry*. **18** (9): 931–933. doi:10.1021/ie50201a018.
48. Murphy, E.A.; Aucott, M (1998). "An assessment of the amounts of arsenical pesticides used historically in a geographical area". *Science of the Total Environment*. **218** (2–3): 89–101. doi:10.1016/S0048-9697(98)00180-6.
49. Marlatt, C. L (1897). *Important Insecticides: Directions for Their Preparation and Use*. p. 5.
50. Kassinger, Ruth (20 April 2010). *Paradise Under Glass: An Amateur Creates a Conservatory Garden*. ISBN 978-0-06-199130-1.
51. Rahman, FA; Allan, DL; Rosen, CJ; Sadowsky, MJ (2004). "Arsenic availability from chromated copper arsenate (CCA)-treated wood". *Journal of Environmental Quality*. **33** (1): 173–80. doi:10.2134/jeq2004.0173. PMID 14964372.
52. Lichtfouse, Eric (2004). "Electrodialytical Removal of Cu, Cr and As from Threaded Wood". In Lichtfouse, Eric; Schwarzbauer, Jan; Robert, Didier. *Environmental Chemistry: Green Chemistry and Pollutants in Ecosystems*. Berlin: Springer. ISBN 978-3-540-22860-8.
53. Mandal, Badal Kumar; Suzuki, K. T. (2002). "Arsenic round the world: a review". *Talanta*. **58** (1): 201–235. doi:10.1016/S0039-9140(02)00268-0. PMID 18968746.
54. Peryea, F. J. (20–26 August 1998). *Historical use of lead arsenate insecticides, resulting in soil contamination and implications for soil remediation*. 16th World Congress of Soil Science. Montpellier, France.
55. "organic arsenicals". EPA.
56. "Trace Elements in Soils and Plants, Third Edition". *CRC Press*. Retrieved 2016-08-02.
57. Nachman, Keeve E; Graham, Jay P.; Price, Lance B.; Silbergeld, Ellen K. (2005). "Arsenic: A Roadblock to Potential Animal Waste Management Solutions". *Environmental Health Perspectives*. **113** (9): 1123–1124. doi:10.1289/ehp.7834.
58. "Arsenic" (PDF). Agency for Toxic Substances and Disease Registry. Section 5.3, p. 310.
59. Jones, F. T. (2007). "A Broad View of Arsenic". *Poultry Science*. **86** (1): 2–14. doi:10.1093/ps/86.1.2. PMID 17179408.
60. Bottemiller, Helena (26 September 2009). "Bill Introduced to Ban Arsenic Antibiotics in Feed". *Food Safety News*. Retrieved 2011-01-10.
61. Staff (8 June 2011). "Questions and Answers Regarding 3-Nitro (Roxarsone)". U.S. Food and Drug Administration. Retrieved 2012-09-21.
62. Gray, Theodore (Apr 3, 2012). "Arsenic". In Gray, Theodore; Mann, Nick. *Elements: A Visual Exploration of Every Known Atom in the Universe*. Hachette Books. ISBN 1579128955.
63. "Phar Lap arsenic claims premature: expert". *ABC News-AU*. 2006-10-23. Retrieved 2016-06-14.
64. Gibaud, Stéphane; Jaouen, Gérard (2010). "Arsenic – based drugs: from Fowler's solution to modern anticancer chemotherapy". *Topics in Organometallic Chemistry*. Topics in Organometallic Chemistry. **32**: 1–20. doi:10.1007/978-3-642-13185-1_1. ISBN 978-3-642-13184-4.

65. Huet, P. M.; Guillaume, E.; Cote, J.; Légaré, A.; Lavoie, P.; Viallet, A. (1975). "Noncirrhotic presinusoidal portal hypertension associated with chronic arsenical intoxication". *Gastroenterology*. **68** (5 Pt 1): 1270–1277. PMID 1126603.
66. Antman, Karen H. (2001). "The History of Arsenic Trioxide in Cancer Therapy". *The oncologist*. **6** (Suppl 2): 1–2. doi:10.1634/theoncologist.6-suppl_2-1. PMID 11331433.
67. Jennewein, Marc; Lewis, M. A.; Zhao, D.; Tsyganov, E.; Slavine, N.; He, J.; Watkins, L.; Kodibagkar, V. D.; O'Kelly, S.; Kulkarni, P.; Antich, P.; Hermanne, A.; Rösch, F.; Mason, R.; Thorpe, Ph. (2008). "Vascular Imaging of Solid Tumors in Rats with a Radioactive Arsenic-Labeled Antibody that Binds Exposed Phosphatidylserine". *Journal of Clinical Cancer*. **14** (5): 1377–1385. doi:10.1158/1078-0432.CCR-07-1516. PMC 3436070. PMID 18316558.
68. Bagshaw, N.E. (1995). "Lead alloys: Past, present and future". *Journal of Power Sources*. **53**: 25–30. Bibcode:1995JPS....53...25B. doi:10.1016/0378-7753(94)01973-Y.
69. Joseph, Günter; Kundig, Konrad J. A; Association, International Copper (1999). "Dealloying". *Copper: Its Trade, Manufacture, Use, and Environmental Status*. pp. 123–124. ISBN 978-0-87170-656-0.
70. Nayar (1997). *The Metals Databook*. p. 6. ISBN 978-0-07-462300-8.
71. "Blister Agents". Code Red – Weapons of Mass Destruction. Retrieved 2010-05-15.
72. Westing, Arthur H. (1972). "Herbicides in war: Current status and future doubt". *Biological Conservation*. **4** (5): 322–327. doi:10.1016/0006-3207(72)90043-2.
73. Westing, Arthur H. (1971). "Forestry and the War in South Vietnam". *Journal of Forestry*. **69**: 777–783.
74. Timbrell, John (2005). "Butter Yellow and Scheele's Green". *The Poison Paradox: Chemicals as Friends and Foes*. Oxford University Press. ISBN 978-0-19-280495-2.
75. Cross, J. D.; Dale, I. M.; Leslie, A. C. D.; Smith, H. (1979). "Industrial exposure to arsenic". *Journal of Radioanalytical Chemistry*. **48**: 197–208. doi:10.1007/BF02519786.
76. Guruswamy, Sivaraman (1999). "XIV. Ammunition". *Engineering Properties and Applications of Lead Alloys*. CRC Press. pp. 569–570. ISBN 978-0-8247-8247-4.
77. Davis, Joseph R; Handbook Committee, ASM International (1 August 2001). "Dealloying". *Copper and copper alloys*. p. 390. ISBN 978-0-87170-726-0.
78. "Arsenic Supply Demand and the Environment". *Pollution technology review 214: Mercury and arsenic wastes: removal, recovery, treatment, and disposal*. William Andrew. 1993. p. 68. ISBN 978-0-8155-1326-1.
79. Stolz, John F.; Basu, Partha; Santini, Joanne M.; Oremland, Ronald S. (2006). "Arsenic and Selenium in Microbial Metabolism". *Annual Review of Microbiology*. **60**: 107–30. doi:10.1146/annurev.micro.60.080805.142053. PMID 16704340.
80. Mukhopadhyay, Rita; Rosen, Barry P; Phung, Le T; Silver, Simon (2002). "Microbial arsenic: From geocycles to genes and enzymes". *FEMS Microbiology Reviews*. **26** (3): 311–25. doi:10.1111/j.1574-6976.2002.tb00617.x. PMID 12165430.
81. Kulp, T. R.; Hoefft, S. E.; Asao, M.; Madigan, M. T.; Hollibaugh, J. T.; Fisher, J. C.; Stolz, J. F.; Culbertson, C. W.; Miller, L. G.; Oremland, R. S. (2008). "Arsenic(III) fuels anoxygenic photosynthesis in hot spring biofilms from Mono Lake, California". *Science*. **321** (5891): 967–970. Bibcode:2008Sci...321..967K. doi:10.1126/science.1160799. PMID 18703741. Lay summary – *Chemistry World*, 15 August 2008.
82. Erb, T. J.; Kiefer, P.; Hattendorf, B.; Günther, D.; Vorholt, J. A. (2012). "GFAJ-1 is an Arsenate-Resistant, Phosphate-Dependent Organism". *Science*. **337** (6093): 467–70. Bibcode:2012Sci...337..467E. doi:10.1126/science.1218455. PMID 22773139.
83. Reaves, M. L.; Sinha, S.; Rabinowitz, J. D.; Kruglyak, L.; Redfield, R. J. (2012). "Absence of Detectable Arsenate in DNA from Arsenate-Grown GFAJ-1 Cells". *Science*. **337** (6093): 470–3. arXiv:1201.6643. Bibcode:2012Sci...337..470R. doi:10.1126/science.1219861. PMC 3845625. PMID 22773140.
84. Anke M. (1986) "Arsenic", pp. 347–372 in Mertz W. (ed.), *Trace elements in human and Animal Nutrition*, 5th ed. Orlando, FL: Academic Press
85. Uthus E.O. "Evidency for arsenical essentiality". doi:10.1007/BF01783629. PMID 24197927.
86. Uthus E.O. (1994) "Arsenic essentiality and factors affecting its importance", pp. 199–208 in Chappell W.R, Abernathy C.O, Cothorn C.R. (eds.) *Arsenic Exposure and Health*. Northwood, UK: Science and Technology Letters.
87. Baccarelli, A.; Bollati, V. (2009). "Epigenetics and environmental chemicals". *Current Opinion in Pediatrics*. **21** (2): 243–251. doi:10.1097/MOP.0b013e32832925cc. PMC 3035853. PMID 19663042.
88. Nicholis, I.; Curis, E.; Deschamps, P.; Bénazeth, S. (2009). "Arsenite medicinal use, metabolism, pharmacokinetics and monitoring in human hair". *Biochimie*. **91** (10): 1260–7. doi:10.1016/j.biochi.2009.06.003. PMID 19527769.

89. Lombi, E.; Zhao, F. -J.; Fuhrmann, M.; Ma, L. Q.; McGrath, S. P. (2002). "Arsenic Distribution and Speciation in the Fronds of the Hyperaccumulator *Pteris vittata*". *New Phytologist*. **156** (2): 195–203. doi:10.1046/j.1469-8137.2002.00512.x. JSTOR 1514012.
90. Sakurai, Teruaki Sakurai (2003). "Biomethylation of Arsenic is Essentially Detoxicating Event". *Journal of Health Science*. **49** (3): 171–178. doi:10.1248/jhs.49.171.
91. Reimer, K.J.; Koch, I.; Cullen, W.R. (2010). "Organoarsenicals. Distribution and transformation in the environment". *Metal ions in life sciences*. **7**: 165–229. doi:10.1039/9781849730822-00165. ISBN 978-1-84755-177-1. PMID 20877808.
92. Bentley, Ronald; Chasteen, TG (2002). "Microbial Methylation of Metalloids: Arsenic, Antimony, and Bismuth". *Microbiology and Molecular Biology Reviews*. **66** (2): 250–271. doi:10.1128/MMBR.66.2.250-271.2002. PMC 120786. PMID 12040126.
93. Cullen, William R; Reimer, Kenneth J. (1989). "Arsenic speciation in the environment". *Chemical Reviews*. **89** (4): 713–764. doi:10.1021/cr00094a002.
94. "Case Studies in Environmental Medicine (CSEM) Arsenic Toxicity Exposure Pathways" (PDF). Agency for Toxic Substances & Disease Registry. Retrieved 2010-05-15.
95. "Arsenic in Food: FAQ". 5 December 2011. Retrieved 2010-04-11.
96. Arsenic (<http://www.atsdr.cdc.gov/substances/toxsubstance.asp?toxid=3>). The Agency for Toxic Substances and Disease Registry (2009).
97. Meharg, Andrew (2005). *Venomous Earth – How Arsenic Caused The World's Worst Mass Poisoning*. Macmillan Science. ISBN 978-1-4039-4499-3.
98. Henke, Kevin R (28 April 2009). *Arsenic: Environmental Chemistry, Health Threats and Waste Treatment*. p. 317. ISBN 978-0-470-02758-5.
99. Lamm, S. H.; Engel, A.; Penn, C. A.; Chen, R.; Feinleib, M. (2006). "Arsenic cancer risk confounder in southwest Taiwan data set". *Environ. Health Perspect*. **114** (7): 1077–82. doi:10.1289/ehp.8704. PMC 1513326. PMID 16835062.
100. Kohnhorst, Andrew (2005). "Arsenic in Groundwater in Selected Countries in South and Southeast Asia: A Review". *J Trop Med Parasitol*. **28**: 73.
101. "Arsenic in Drinking Water: 3. Occurrence in U.S. Waters" (PDF). Retrieved 2010-05-15.
102. Welch, Alan H.; Westjohn, D.B.; Helsel, Dennis R.; Wanty, Richard B. (2000). "Arsenic in Ground Water of the United States: Occurrence and Geochemistry". *Ground Water*. **38** (4): 589–604. doi:10.1111/j.1745-6584.2000.tb00251.x.
103. Knobeloch, L. M.; Zierold, K. M.; Anderson, H. A. (2006). "Association of arsenic-contaminated drinking-water with prevalence of skin cancer in Wisconsin's Fox River Valley". *J. Health Popul Nutr*. **24** (2): 206–13. hdl:1807/50099. PMID 17195561.
104. "In Small Doses: Arsenic". *The Dartmouth Toxic Metals Superfund Research Program*. Dartmouth College.
105. Courtney, D; Ely, Kenneth H.; Enelow, Richard I.; Hamilton, Joshua W. (2009). "Low Dose Arsenic Compromises the Immune Response to Influenza A Infection in vivo". *Environmental Health Perspectives*. **117** (9): 1441–7. doi:10.1289/ehp.0900911. PMC 2737023. PMID 19750111.
106. Klassen, R.A.; Douma, S.L.; Ford, A.; Rencz, A.; Grunsky, E. (2009). "Geoscience modeling of relative variation in natural arsenic hazard in potential in New Brunswick" (PDF). Geological Survey of Canada. Archived from the original (PDF) on 2 May 2013. Retrieved 2012-10-14.
107. Ferreccio, C.; Sancha, A. M. (2006). "Arsenic exposure and its impact on health in Chile". *J Health Popul Nutr*. **24** (2): 164–75. hdl:1807/50095. PMID 17195557.
108. Chu, H. A.; Crawford-Brown, D. J. (2006). "Inorganic arsenic in drinking water and bladder cancer: a meta-analysis for dose-response assessment". *Int. J. Environ. Res. Public Health*. **3** (4): 316–22. doi:10.3390/ijerph2006030039. PMID 17159272.
109. "Arsenic in drinking water seen as threat – USATODAY.com". *USA Today*. 30 August 2007. Retrieved 2008-01-01.
110. Gullledge, John H.; O'Connor, John T. (1973). "Removal of Arsenic (V) from Water by Adsorption on Aluminum and Ferric Hydroxides". *J. American Water Works Assn*. **65** (8): 548–552.
111. O'Connor, J. T.; O'Connor, T. L. "Arsenic in Drinking Water: 4. Removal Methods" (PDF).
112. "In situ arsenic treatment". *insituarsenic.org*. Retrieved 2010-05-13.
113. Radloff, K. A.; Zheng, Y.; Michael, H. A.; Stute, M.; Bostick, B. C.; Mihajlov, I.; Bounds, M.; Huq, M. R.; Choudhury, I.; Rahman, M.; Schlosser, P.; Ahmed, K.; Van Geen, A. (2011). "Arsenic migration to deep groundwater in Bangladesh influenced by adsorption and water demand". *Nature Geoscience*. **4** (11): 793–798. Bibcode:2011NatGe...4..793R. doi:10.1038/ngeo1283. PMC 3269239. PMID 22308168.

114. Yavuz, Cafer T; Mayo, J. T.; Yu, W. W.; Prakash, A.; Falkner, J. C.; Yean, S.; Cong, L.; Shipley, H. J.; Kan, A.; Tomson, M.; Natelson, D.; Colvin, V. L. (2005). "Low-Field Magnetic Separation of Monodisperse Fe₃O₄ Nanocrystals". *Science*. **314** (5801): 964–967. doi:10.1126/science.1131475. PMID 17095696.
115. Meliker, JR; Wahl, RL; Cameron, LL; Nriagu, JO (2007). "Arsenic in drinking water and cerebrovascular disease, diabetes mellitus, and kidney disease in Michigan: A standardized mortality ratio analysis". *Environmental Health*. **6**: 4. doi:10.1186/1476-069X-6-4. PMC 1797014 . PMID 17274811.
116. Tseng, Chin-Hsiao; Tai, Tong-Yuan; Chong, Choon-Khim; Tseng, Ching-Ping; Lai, Mei-Shu; Lin, Boniface J.; Chiou, Hung-Yi; Hsueh, Yu-Mei; Hsu, Kuang-Hung; Chen, CJ (2000). "Long-Term Arsenic Exposure and Incidence of Non-Insulin-Dependent Diabetes Mellitus: A Cohort Study in Arseniasis-Hyperendemic Villages in Taiwan". *Environmental Health Perspectives*. **108** (9): 847–51. doi:10.1289/ehp.00108847. PMC 2556925 . PMID 11017889.
117. Newspaper article (<http://mno.hu/gazdasag/szenzacios-magyar-talalmany-1068315>) (in Hungarian) published by Magyar Nemzet on 15 April 2012.
118. Goering, P.; Aposhian, HV; Mass, MJ; Cebrián, M; Beck, BD; Waalkes, MP (1999). "The enigma of arsenic carcinogenesis: Role of metabolism". *Toxicological Sciences*. **49** (1): 5–14. doi:10.1093/toxsci/49.1.5. PMID 10367337.
119. Hopenhayn-Rich, C; Biggs, ML; Smith, AH; Kalman, DA; Moore, LE (1996). "Methylation study of a population environmentally exposed to arsenic in drinking water". *Environmental Health Perspectives*. **104** (6): 620–628. doi:10.1289/ehp.96104620. PMC 1469390 . PMID 8793350.
120. Smith, AH; Arroyo, AP; Mazumder, DN; Kosnett, MJ; Hernandez, AL; Beeris, M; Smith, MM; Moore, LE (2000). "Arsenic-induced skin lesions among Atacameño people in Northern Chile despite good nutrition and centuries of exposure" (PDF). *Environmental Health Perspectives*. **108** (7): 617–620. doi:10.1289/ehp.00108617. PMC 1638201 . PMID 10903614.
121. Eawag (2015) Geogenic Contamination Handbook – Addressing Arsenic and Fluoride in Drinking Water. C.A. Johnson, A. Bretzler (Eds.), Swiss Federal Institute of Aquatic Science and Technology (Eawag), Duebendorf, Switzerland. (download: www.eawag.ch/en/research/humanwelfare/drinkingwater/wrq/geogenic-contamination-handbook/)
122. Amini, M.; Abbaspour, K.C.; Berg, M.; Winkel, L.; Hug, S.J.; Hoehn, E.; Yang, H.; Johnson, C.A. (2008). "Statistical modeling of global geogenic arsenic contamination in groundwater". *Environmental Science and Technology* 42 (10), 3669–3675. doi:10.1021/es702859e
123. Winkel, L.; Berg, M.; Amini, M.; Hug, S.J.; Johnson, C.A. Predicting groundwater arsenic contamination in Southeast Asia from surface parameters. *Nature Geoscience*, 1, 536–542 (2008). doi:10.1038/ngeo254
124. Smedley, P. L. (2002). "A review of the source, behaviour and distribution of arsenic in natural waters". *Applied Geochemistry*. **17** (5): 517–568. doi:10.1016/S0883-2927(02)00018-5.
125. How Does Arsenic Get into the Groundwater (https://web.archive.org/web/20110308104034/http://www.civil.umaine.edu/macrae/arsenic_gw.htm). Civil and Environmental Engineering. University of Maine
126. Zeng Zhaohua, Zhang Zhiliang (2002). "The formation of As element in groundwater and the controlling factor". *Shanghai Geology* 87 (3): 11–15.
127. "Redox control of arsenic mobilization in Bangladesh groundwater". doi:10.1016/j.apgeochem.2003.09.007.
128. Thomas, Mary Ann (2007). "The Association of Arsenic With Redox Conditions, Depth, and Ground-Water Age in the Glacial Aquifer System of the Northern United States" (http://pubs.usgs.gov/sir/2007/5036/pdf/sir20075036_web.pdf). U.S. Geological Survey, Virginia. pp. 1–18.
129. Bin, Hong (2006). "Influence of microbes on biogeochemistry of arsenic mechanism of arsenic mobilization in groundwater". *Advances in earth science*. **21** (1): 77–82.
130. "The oxidation of arsenite in seawater". doi:10.1080/00139307509437429.
131. Cherry, J. A. "Arsenic species as an indicator of redox conditions in groundwater". doi:10.1016/S0167-5648(09)70027-9.
132. "Arsenic speciation in the environment". doi:10.1021/cr00094a002.
133. Oremland, Ronald S. "Bacterial dissimilatory reduction of arsenate and sulfate in meromictic Mono Lake, California". doi:10.1016/S0016-7037(00)00422-1.
134. Reese, Jr., Robert G. "Commodity Summaries 2002: Arsenic" (PDF). United States Geological Survey. Archived (PDF) from the original on 17 December 2008. Retrieved 2008-11-08.
135. "Chromated Copper Arsenate (CCA)". US Environmental Protection Agency.
136. Townsend, Timothy G.; Solo-Gabriele, Helena (2006-06-02). *Environmental Impacts of Treated Wood*. CRC Press. ISBN 9781420006216.

137. Saxe, Jennifer K.; Wannamaker, Eric J.; Conklin, Scott W.; Shupe, Todd F.; Beck, Barbara D. (2007-01-01). "Evaluating landfill disposal of chromated copper arsenate (CCA) treated wood and potential effects on groundwater: evidence from Florida". *Chemosphere*. **66** (3): 496–504. doi:10.1016/j.chemosphere.2006.05.063. ISSN 0045-6535. PMID 16870233.
138. BuildingOnline. "CCA Treated Wood Disposal | Wood Preservative Science Council | Objective, Sound, Scientific Analysis of CCA". *www.woodpreservativescience.org*. Retrieved 2016-06-16.
139. "TRI Releases Map". *Toxmap.nlm.nih.gov*. Archived from the original on 20 March 2010. Retrieved 2010-03-23.
140. TOXNET – Databases on toxicology, hazardous chemicals, environmental health, and toxic releases (<http://toxnet.nlm.nih.gov/>). *Toxnet.nlm.nih.gov*. Retrieved 2011-10-24.
141. Jain, CK; Singh, RD (2012). "Technological options for the removal of arsenic with special reference to South East Asia". *Journal of Environmental Management*. **107**: 1–8. doi:10.1016/j.jenvman.2012.04.016. PMID 22579769.
142. Goering, P. (2013). "Bioremediation of arsenic-contaminated water: recent advances and future prospects". *Water, Air, & Soil Pollution*. **224**: 1722. doi:10.1007/s11270-013-1722-y.
143. Goering, P. (2015). "Anaerobic arsenite oxidation with an electrode serving as the sole electron acceptor: A novel approach to the bioremediation of arsenic-polluted groundwater.". *Journal of Hazardous Materials*. **283**: 617–622. doi:10.1016/j.jhazmat.2014.10.014.
144. Arsenic Rule (<http://water.epa.gov/lawsregs/rulesregs/sdwa/arsenic/regulations.cfm>). U.S. Environmental Protection Agency. Adopted 22 January 2001; effective 23 January 2006.
145. "Supporting Document for Action Level for Arsenic in Apple Juice". *Fda.gov*. Retrieved 2013-08-21.
146. Lawmakers Urge FDA to Act on Arsenic Standards (<http://www.foodsafetynews.com/2012/02/lawmakers-urge-fda-to-act-on-arsenic-standards/>). *Foodsafetynews.com* (2012-02-24). Retrieved 2012-05-23.
147. "A Homeowner's Guide to Arsenic in Drinking Water". New Jersey Department of Environmental Protection. Retrieved 2013-08-21.
148. "NIOSH Pocket Guide to Chemical Hazards #0038". National Institute for Occupational Safety and Health (NIOSH).
149. "NIOSH Pocket Guide to Chemical Hazards #0039". National Institute for Occupational Safety and Health (NIOSH).
150. Total Diet Study (<http://www.fda.gov/Food/FoodScienceResearch/TotalDietStudy/default.htm>) and Toxic Elements Program (<http://www.fda.gov/Food/FoodborneIllnessContaminants/ChemicalContaminants/ucm2006907.htm>)
151. Kotz, Deborah (14 September 2011). "Does apple juice have unsafe levels of arsenic? – The Boston Globe". *Boston.com*. Retrieved 2013-08-21.
152. Morran, Chris. "Consumer Reports Study Finds High Levels Of Arsenic & Lead In Some Fruit Juice". *consumerist.com*.
153. "Arsenic contamination of Bangladeshi paddy field soils: implications for rice contribution to arsenic consumption : Nature News". *Nature.com*. 22 November 2002. Retrieved 2013-08-21.
154. "Tainted wells pour arsenic onto food crops". *New Scientist*. 6 December 2002. Retrieved 2013-08-21.
155. Peplow, Mark (2 August 2005). "US rice may carry an arsenic burden". *Nature News*. doi:10.1038/news050801-5.
156. "Rice as a source of arsenic exposure".
157. "EHP – Rice Consumption and Urinary Arsenic Concentrations in U.S. Children". *Ehp.niehs.nih.gov*. Retrieved 2013-08-21.
158. "High Levels Of Arsenic Found In Rice". *NPR*. 2 March 2012. Retrieved 2013-08-21.
159. "Arsenic in Your Food | Consumer Reports Investigation". *Consumerreports.org*. 1 November 2012. Retrieved 2013-08-21.
160. "FDA Looks for Answers on Arsenic in Rice". *Fda.gov*. 19 September 2012. Retrieved 2013-08-21.
161. "Arsenic in Rice". *Fda.gov*. Retrieved 2013-08-21.
162. "Questions & Answers: FDA's Analysis of Arsenic in Rice and Rice Products". *Fda.gov*. 21 March 2013. Retrieved 2013-08-21.
163. "Arsenic in Rice: What You Need to Know". *UC Berkeley Wellness*. Retrieved 3 September 2014.
164. "Arsenic". *RTECS*. National Institute for Occupational Safety and Health (NIOSH).
165. Korea Occupational Safety & Health Agency (http://www.kosha.or.kr/content/safetyinfo/안전보건기술지침_제정현황1.xls). *kosha.or.kr*
166. KOSHA GUIDE H-120-2013 (<http://blog.naver.com/jekalwon/220227568969>). *naver.com*
167. Hughes, Michael F (2002). "Arsenic toxicity and potential mechanisms of action". *Toxicology Letters*. **133** (1): 1–16. doi:10.1016/S0378-4274(02)00084-X. PMID 12076506.
168. Klaassen, Curtis; Watkins, John (2003). *Casarett and Doull's Essentials of Toxicology*. McGraw-Hill. p. 512.

ISBN 978-0-07-138914-3.

169. "OSHA Arsenic". United States Occupational Safety and Health Administration. Archived from the original on 12 October 2007. Retrieved 2007-10-08.
170. Croal, Laura R.; Gralnick, Jeffrey A.; Malasarn, Davin; Newman, Dianne K. (2004). "The Genetics of Geochemistry". *Annual Review of Genetics*. **38**: 175–206. doi:10.1146/annurev.genet.38.072902.091138. PMID 15568975.
171. Giannini, A. James; Black, Henry Richard; Goettsche, Roger L. (1978). *The Psychiatric, Psychogenic and Somatopsychic Disorders Handbook*. New Hyde Park, NY: Medical Examination Publishing Co. pp. 81–82. ISBN 0-87488-596-5.
172. The Tox Guide for Arsenic (<http://www.atsdr.cdc.gov/toxguides/toxguide-2.pdf?id=21&tid=3>) (2007). The US Agency for Toxic Substances and Disease Registry.

Bibliography

- Emsley, John (2011). "Arsenic". *Nature's Building Blocks: An A-Z Guide to the Elements*. Oxford, England, UK: Oxford University Press. pp. 47–55. ISBN 0-19-960563-7.
- Greenwood, Norman N.; Earnshaw, Alan (1997). *Chemistry of the Elements* (2nd ed.). Butterworth-Heinemann. ISBN 0-08-037941-9.
- Rieuwerts, John (2015). "Chapter 6. Arsenic". *The Elements of Environmental Pollution*. Abingdon, UK: Routledge. pp. 43–57. ISBN 9780415859202.

Further reading

- James G. Whorton (2011). *The Arsenic Century*. Oxford University Press. ISBN 978-0-19-960599-6.

External links

- CTD's Arsenic page (<http://ctdbase.org/detail.go?type=chem&acc=D001151>) and CTD's Arsenicals page (<http://ctdbase.org/detail.go?type=chem&acc=D001152>) from the Comparative Toxicogenomics Database
- A Small Dose of Toxicology (<http://www.asmalldoseof.org/>)
- Arsenic in groundwater (<http://www.hydrology.nl/iahpublications/70-arsenic-in-groundwater.html>) Book on arsenic in groundwater by IAH's Netherlands Chapter and the Netherlands Hydrological Society
- Contaminant Focus: Arsenic (<http://www.clu-in.org/contaminantfocus/default.focus/sec/arsenic/cat/Overview/>) by the EPA.
- Environmental Health Criteria for Arsenic and Arsenic Compounds, 2001 (<http://www.inchem.org/documents/ehc/ehc/ehc224.htm>) by the WHO.
- Evaluation of the carcinogenicity of arsenic and arsenic compounds (<http://www.informaworld.com/smpp/content~db=all?content=10.1080/10934520600873571>) by the IARC.
- National Institute for Occupational Safety and Health – Arsenic Page (<http://www.cdc.gov/niosh/topics/arsenic/>)
- Arsenic (<http://www.periodicvideos.com/videos/033.htm>) at *The Periodic Table of Videos* (University of Nottingham)



Wikimedia Commons has media related to ***Arsenic***.



Look up ***arsenic*** in Wiktionary, the free dictionary.

Retrieved from "https://en.wikipedia.org/w/index.php?title=Arsenic&oldid=757837186"

Categories: [Metalloids](#) | [Pnictogens](#) | [Toxicology](#) | [Chemical elements](#) | [Endocrine disruptors](#) | [Arsenic](#) | [IARC Group 1 carcinogens](#) | [Biology and pharmacology of chemical elements](#) | [Trigonal minerals](#) | [Teratogens](#) | [Fetotoxicants](#) | [Suspected testicular toxicants](#) | [Native element minerals](#)

- This page was last modified on 2 January 2017, at 01:01.
- Text is available under the [Creative Commons Attribution-ShareAlike License](#); additional terms may apply. By using this site, you agree to the [Terms of Use](#) and [Privacy Policy](#). Wikipedia® is a registered trademark of the [Wikimedia Foundation, Inc.](#), a non-profit organization.