




BOWLINE ON A BIGHT:



Description ---- A double loop bowline Tied by interlocking a doubled half hitch and a bight.

Use ---- As a nonslip double loop; as a loop anywhere along the length of a rope; as secure loop for rescue work; as the start of a life basket harness; as an emergency boatswain chair.

Comments ---- The bowline on a bight is a secure double loop that can be tied anywhere along the length of a rope. Several can be used as "dead eyes" for tightening a rope when securing a load or guy line.

Narration ---- (For **bowline on a bight** knot-board.) (1) Take a bight in the rope. (2) Using the bight as the running part, make a double strand overhand loop. (3) Take the running part under the overhand loop. This forms a double strand bight that will become the eye of the knot. (4) Reeve the running part through the eye of the overhand loop. (5) Spread the eye of the running part (bight). (6) Pull the running part (bight) through the overhand loop

⊕ **BOWLINE ON A BIGHT** ⊕

1.

bight

standing part

running part

2.

overhand loop

eye

3.

bight

eye


4.

5.


eye




6.




7.




8.



9.



(back)



+

+

until you can enlarge it enough (7) to pass it over the double strand bight. (8) When the eye of the running part (bight) is around the standing part, (9) Grasp the double loop bight and the standing part and pull the knot tight.

[NOTES]