




MOORING HITCH :



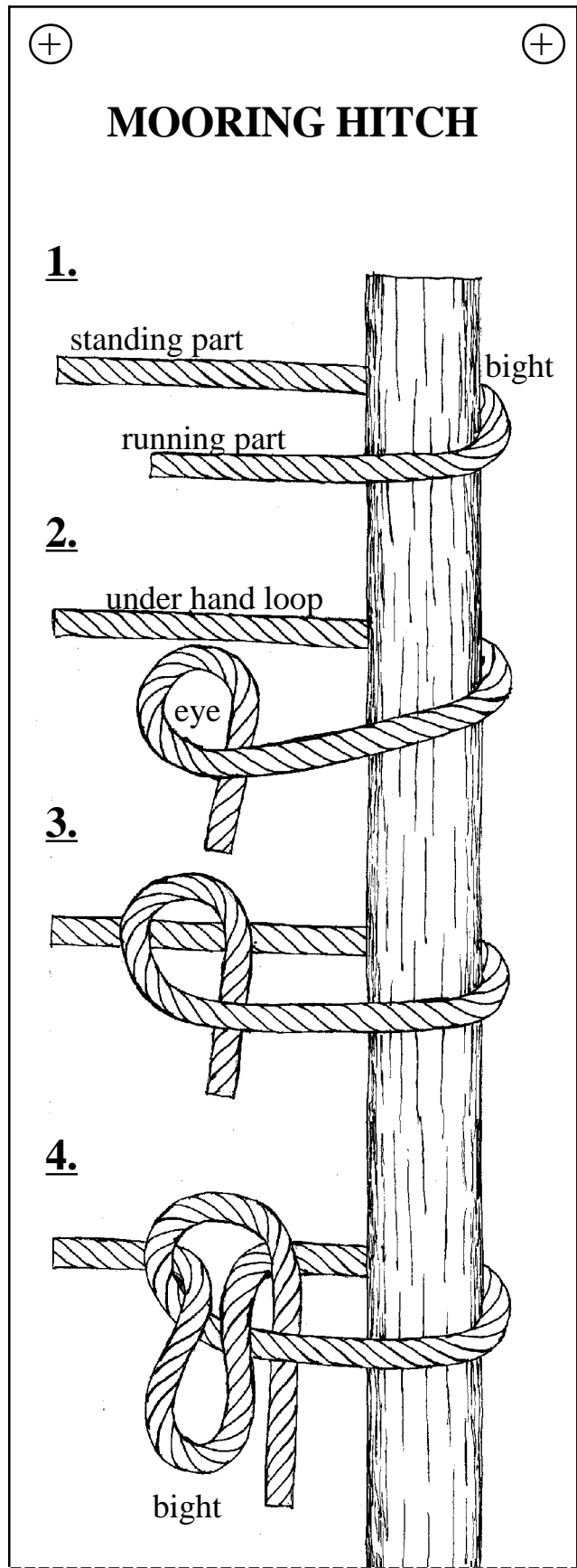
Description — An underhand loop toggled to the standing part with a bight made in the running end.

Use — To securely tie off a rope so that it can be quickly untied, especially a small boat to a dock or piling.

Comments — A secure knot that is easily tied or untied in wet or dry rope; when properly tied a non closing loop is formed, this allows the hitch to move up or down a piling as the water level changes.


Narrative —(For **mooring hitch** knotboard.)

- (1) Take a bight around an object.
- (2) Form an underhand loop in the running part.
- (3) Place the eye of the underhand loop over the standing part.
- (4) Pull a bight of the standing part through the eye of the underhand loop.
- (5) Pull the underhand loop tight around the bight.
- (6) Place the running part under the eye of the bight that was pulled through the underhand loop.
- (7) Pull a bight of the running part through the eye of the standing part bight.
- (8) Pull on the standing part to tighten the standing part bight around the running part bight.



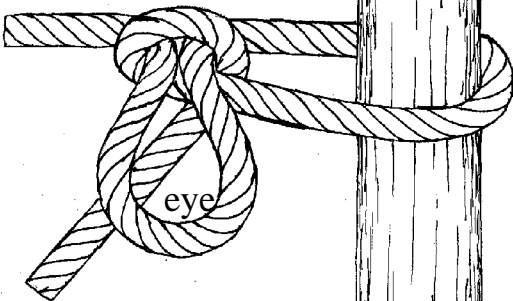


5.




pull tight

6.




eye

7.



bight

8.



pull
tight

[NOTES]

