



DEPARTMENT: AGRICULTURE
REPUBLIC OF SOUTH AFRICA


METHODS OF TICK CONTROL IN CATTLE



J A TURTON





T **There are different methods of tick control.** The one that will work best for your community will depend on many factors such as the number of cattle, the facilities available, the tick and tick-borne disease situation in your area, how you want to control ticks (for example, whether you want to use strategic or intensive control) and the amount of money available for dipping compounds. You need to discuss this as a community to decide on the best method for your area.



- ◆ The plunge dip is one of the common methods of tick control. The animal is completely immersed in the dipping compound. You need a diptank, an electric or diesel pump and access to water.
- ◆ Spray races are sometimes used. The animal walks through a race where it is sprayed with the dipping compound. You need a spray race, an electric or diesel pump and access to water.

- ◆ Hand spraying can be used. The dipping compound is applied to each animal with a hand-operated spray. This can be time-consuming. You need a back-pack spray.
- ◆ Hand dressing or spot treatment involves treating the sites where ticks commonly occur. Tick grease, oil or dipping compound can be used.





- ❖ Pour-ons are dipping compounds which are applied on the back. They are easy to use, but can be expensive compared to other options.
- ❖ Injectable compounds are effective for some ticks, such as blue ticks, but not for all. They work through the blood.
- ❖ Other methods, such as removing ticks by hand, the use of chickens to remove ticks and pasture management, can also be considered.
- ❖ Movement of animals can spread ticks to other areas. It is recommended to treat cattle before moving them, and newly-introduced cattle before they are placed with the rest of your herd.



- ❖ Whichever method you use, always follow the directions and mix the dipping compound appropriately if necessary.
- ❖ Home-made remedies can be ineffective, lead to resistance problems and can be very poisonous and cause skin damage to the animals. Never use home-made remedies!

For further information contact your nearest animal health technician
or state/private veterinarian

or



Animal Health for Developing Farmers
ARC-Onderstepoort Veterinary Institute
Private Bag X05, Onderstepoort 0110
Tel: (012) 529 9158 Fax: (012) 529 9427

or



Resource Centre, Department of Agriculture
Tel: (012) 319 7141/7085

This publication is available on the web at: www.nda.agric.za/publications



Drawings by C D Seegers
Drawings sponsored by DFID

2004 (Revised)
2003 (First print)

Compiled by Directorate Agricultural Information Services, Department of Agriculture
in cooperation with ARC-Onderstepoort Veterinary Institute

Printed and published by
Department of Agriculture

and obtainable from
Resource Centre, Directorate Agricultural Information Services
Private Bag X144, Pretoria 0001, South Africa