

# AT MICROFICHE REFERENCE LIBRARY

A project of Volunteers in Asia

Traditional Crafts of Persia

by: Hans E. Wulff

Published by:  
The MIT Press  
28 Carleton Street  
Cambridge, MA 02142 USA

Paper copies are \$ 9.00.

Available from:  
Whole Earth Household Store  
Building D  
Fort Mason Center  
San Francisco, CA 94123 USA


And from:  
META Publications  
P.O. Box 128  
Marblemount, WA 98267 USA

Copyright (c) 1966 by the Massachusetts Institute  
of Technology. Reproduced by permission of The  
MIT Press.

Reproduction of this microfiche document in any  
form is subject to the same restrictions as those  
of the original document.

The [illegible]  
[illegible]

[illegible]



*THE TRADITIONAL CRAFTS  
OF PERSIA*

*Their Development, Technology, and Influence  
on Eastern and Western Civilizations*

Hans E. Wulff

*THE M.I.T. PRESS*

*Massachusetts Institute of Technology  
Cambridge, Massachusetts, and London, England*

## *PREFACE*

When in 1937 the late Reza Shah Pahlavi addressed the staff and students of the Technical College at Shiraz, he seemed pleased that the work at the college was aiming at the training of Western-type technicians and engineers. These were the men he needed for his program of industrialization and for the development of his country. I was then principal of the College. Standing in front of a table with tools and machine parts made by the students, holding a precision instrument in his hand, and facing the staff, he said: "You must be proud that your students can produce an instrument like this which, until recently, had to be imported from abroad." But later in his speech he added: "This is all very well, but doing this work, don't forget that this country has a great tradition of craftsmanship of a different kind." Turning toward the government officials he asked them to make sure that the technical colleges established classes for training in traditional crafts like silversmithing, engraving, wood carving, brocade weaving, and the like.

These classes were opened not long afterwards. To integrate them into my college I had to study the crafts closely, and this was the beginning of



my interest in them, an interest which led me to the recording of most of the crafts which were still alive at that time. I was greatly encouraged in this work by Professors Dr. Wilhelm Eilers of Würzburg University and Dr. Walther Hinz of Göttingen University, both urging me to include the craftsmen's own language into my records. It was a pleasant surprise to find that the Persian craftsmen, with few exceptions, were not suspicious of a foreigner investigating their craft secrets. It took a while to gain their confidence, but once that was established most of them were proud to show their skill; they permitted photographing and patiently answered questions.

The work came to a sudden end in 1941 through the events of World War II; notes, diagrams, and photographs were lost and not recovered until fifteen years later. Many photographic prints were not suitable for book publication, but wherever possible new photos were taken during a recent visit to Persia. In other cases drawings were made from poor photographs and my original sketches. I would like to express my gratitude to Mr. Otto Ernegg, Mrs. Ida Schünemann, and my daughter-in-law, Mrs. Kay Wulff.

The technical terms given in the text are those recorded when with the craftsmen in the bazaars, the peasants in the villages, and the tribesmen in their tents, who often gave the terms in their local dialects. Not all of these people were able to assist me with the spelling of the words, but wherever possible I tried to verify my own spelling. Here my gratitude goes to Mr. J. Y. Cadry of Sydney, Australia, who patiently and willingly helped with many linguistic queries. Despite all this there is still a considerable number of technical terms which seem not to be part of literary Persian. They have been spelled phonetically as well as an engineer could do it; but I leave it to the linguists to make the final decision.

I am deeply grateful to Dr. Joseph Needham of Cambridge University for much factual information on technical exchanges between China and Persia, but more important still was the encouragement he gave me through correspondence and in conversation to go ahead with the work and prepare it for publication.

I am also greatly indebted to the late Dr. Erwin Gauba, formerly professor of Botany at the University of Tehran, for his invaluable assistance in the identification of the useful timbers of Persia. To Dr. Leo Koch of Sydney, formerly Professor of Geology at Tehran University, go

PREFACE

my thanks for his help in analyzing metals, alloys, and minerals used by the craftsmen.

An almost inexhaustible source of information was my friend the late Max Otto Schünemann, the pioneer of Persia's modern textile industry, who had lived in the country, on and off, since 1901. English not being my native language, I needed and received valuable help from Mrs. Marjorie Carne and Mr. John Gordon of Sydney, and most of all from Dr. Sheila Rowley of Sydney, who read the whole manuscript carefully and patiently and made numerous suggestions for better English expression.

The transliteration adopted for the Persian and Arabic terms uses the Latin alphabet in such a way that each Arabic letter is represented by a single Latin sign. Since there are more Arabic letters than Latin ones, diacritical signs will be used to determine the different S-sounds, Z-sounds and the like.

1 at the beginning of a word written a, e, i, o, or u. In the middle or at the end of a word ā

|   |     |     |     |     |          |          |
|---|-----|-----|-----|-----|----------|----------|
| ā | ج j | ذ z | ش š | ع ʿ | گ g      | ه h      |
| b | چ č | ر r | س s | غ g | ل l      | ی i or y |
| p | ح h | ز z | ض z | ف f | م m      |          |
| t | خ h | ژ ž | ط t | ق q | ن n      |          |
| š | د d | س s | ظ z | ک k | و ū or v |          |

2 at the beginning of a word omitted, in middle, or end position 3

Long vowels have accents: "ā," "ē," "ī," "ō," and "ū," but the two diphthongs occurring in Persian, viz., "ai" and "ou," will be written without accents. Since the Arabic script does not distinguish between short "i" and "e" on the one hand and "o" and "u" on the other, I relied on my hearing and found that, in general, "e" was preferred to "i" and "o" to "u." Umlaut "o" and "u" in Turkish words will be written "ö" and "ü." In the combination of خ and و in some Persian words, the و is mute and will be written "w" as in *hwordan*. The vowel preceding the final and mute و is "e" as in *mošteh*; و before "b" and "p" is pronounced "m" and will be written "m." Since the *ezāfeh* is often omitted in some parts of the country, particularly in dialects, it will only be written where it has been used. To avoid misinterpretation, no English plural s has been used where a Persian word appears in an

English sentence in the plural form, thus "many *qanāt*" rather than "many *qanāts*."

Where words are composites, a hyphen has often been used to facilitate recognition of the word's parts, e.g., *noqreh-sāz* instead of *noqrehsāz*.

HANS E. WULFF


*Sydney, Australia*

*August 1966*

## TABLE OF CONTENTS

### METALWORKING CRAFTS

|  |       |
|--|-------|
| Metallurgy in Ancient Persia                           | 1     |
| Ore Mining and Metal Smelting                          | 14    |
| Bronze and Iron Founder                                | 18    |
| Coppersmith, Brazier, Tinsmith, Oven Maker, and Tinner | 20    |
| Jeweler, Goldsmith, Silversmith                        | 32    |
| Metal Embosser, Engraver, Gem Cutter, and Signet Maker | 35    |
| Goldbeater, Wire Drawer, Gold-Lace Spinner             | 40    |
| Ironworking Crafts                                     | 48    |
| Blacksmith   | 48    |
| Nail Smith   | 52    |
| Farrier  | 53    |
| Cutler, Swordsmith, Scissor Maker, Cutlery Grinder     | 54-57 |
| File Cutter  | 57    |
| Gunsmith   | 59    |



## CONTENTS

|                             |     |
|-----------------------------|-----|
| Wheel-Formed Pottery        | 154 |
| Mold-Formed Tiles           | 157 |
| Firing                      | 158 |
| Glazemaking                 | 160 |
| Preparation of Metal Oxides | 161 |
| Stone Paste Potter          | 165 |
| Stone Paste Bead Maker      | 167 |
| Glassmaker                  | 167 |

## TEXTILE CRAFTS AND LEATHER CRAFTS

|   |     |
|---|-----|
| Development and Diffusion of Important Textile Techniques | 172 |
| Fiber Preparation   | 179 |
| Textile Dyeing  | 188 |
| Weaving   | 195 |
| The Looms   | 199 |
| Carpet Weaving  | 212 |
| Embroidery  | 217 |
| Mat Weaving, Basket Plaiting, Ropemaking                  | 219 |
| Fulling   | 222 |
| Hatter  | 224 |
| Textile Printing  | 224 |
| Quilt Making  | 227 |
| Cloth Shoe Making   | 228 |
| Leather Crafts  | 230 |
| Fur Garment Making  | 232 |
| Packsaddle Making   | 234 |
| Leather Shoe Making                                       | 234 |
| Making of Leather Buckets                                 | 234 |
| Sieve Making  | 234 |
| Making of Water Pipe Hoses                                | 236 |
| Bookbinding   | 236 |
| Pen Box Making  | 238 |

*AGRICULTURE AND FOOD-TREATING CRAFTS*

|   |     |
|---|-----|
| Climatic Conditions                           | 240 |
| Agricultural Crops and Notes on Their History | 241 |
| Irrigation                                    | 245 |
| The <i>Qanāt</i> System                       | 249 |
| Water Distribution                            | 254 |
| Wells and Cisterns                            | 256 |
| Agricultural Methods                          | 260 |
| Flour Milling                                 | 277 |
| Water Mills                                   | 280 |
| Windmills                                     | 284 |
| Rice Husking                                  | 289 |
| Bread Baking                                  | 291 |
| Oil Milling                                   | 295 |
| Making of Syrup and Sweets                    | 300 |

*OUTLOOK*

303

*BIBLIOGRAPHY*

305

*REVIEW OF RELEVANT LITERATURE*

315

*GLOSSARY OF TECHNICAL TERMS*

331

*INDEX*

387

## LIST OF ILLUSTRATIONS

- 1 The Prehistoric Site of Siyalk near Kāsān 2
- 2 Forged Copper Arrowheads 2
- 3 A Lead Smelting Furnace from the Anārak District 3
- 4 Stone Mold for Arrowheads from Susa, c. 2000 B.C. 5
- 5 Bronzes from Lūristān, c. 1000 B.C. 11
- 6 Stone Mold for a Battle Axe from Ḥasanlū/Āzarbaijān, c. 1000 B.C. (*Mūzeh Bāstān, Tehrān*) 11
- 7 Entrance to a Mine that "Follows the Lode" 15
- 8 A Lead Smelting Furnace at Anārak (*photographed by M. Maczek*) 16
- 9 A Smelting Furnace at Anārak (*photographed by M. Maczek*) 17
- 10 Bellows for the Smelting Furnace 17
- 11 Copper Smelting Furnace at Dohāneh Siyāh (*photographed by M. Maczek*) 17
- 12 A Copper Founder Joining Mold Halves at Sīrāz 19
- 13 Pouring the Metal into the Molds 19
- 14 Founder's Assistant Cutting off the Risers 20
- 15 A Persian Astrólabe 21
- 16 A Coppersmith's Stall at Isfahān 21
- 17 A Furnace for Melting Copper at Sīrāz 22



- 18 Copper Rolling Mill in the Şirâz Bazar 23
- 19 Stretching the Copper 24
- 20 Beating a Large Vessel from a Round Sheet 24
- 21 Beating a Dish Hollow 24
- 22 Shaping a Copper Vessel 25
- 23 A Snarling Iron 25
- 24 A Coppersmith Sitting on a Snarling Iron (right) 25
- 25 Hammers and Planishing Iron 26
- 26 Tin Snips 26
- 27 Coppersmiths Planishing (left) and Flanging (right) 27\*
- 28 A Polishing Lathe 27
- 29 Turning Tools 27
- 30 A Samovar Maker Beating Nickel-Silver at Borujerd 29
- 31 A Tinner Operating His Skin Bellows 30
- 32 A Tinner Cleaning a Copper Vessel 31
- 33 A Tinner Heating a Vessel over the Forge and Applying Tin 32
- 34 Turkomân Jewelry 32
- 35 A Turkomân Bracelet 33
- 36 A Silversmith Working at a Beaked Anvil 34
- 37 A Silversmith at Work 34
- 38 A Silversmith at His Polishing Lathe 34
- 39 A Silversmith Working over His Filing Dish 34
- 40 Apprentices (Cleaning and Pickling) 34
- 41 A Metal Embosser Working on a Vessel Filled with Pitch 35
- 42 Embossers Working on a Silver Panel at Isfâhân 36
- 43 Working Ends of Embossing Chisels 37
- 44 An Engraver Cutting Lines with a Sharp Chisel at Isfâhân 37
- 45 A Lampshade in Firework Technique 38
- 46 A Talisman Gem (*aborei*) and Sasanian Seals (*below*) 38
- 47 A Signet Maker 39
- 48 A Gem Cutter's Grinding Wheel 39
- 49 Goldbeaters at Work 41
- 50 Roughening the Surface of a Steel Ornament, Preparing It for Gold Incrustation 42
- 51 Beating in the Gold Wire 42
- 52 Burnishing the Surface 42
- 53 A Drawing Bench for Coarse Wire 43
- 54 Self-Gripping Pliers and Die 43
- 55 Fine Wire Drawing 44
- 56 A Medieval Drawing Bench for Fine Wire (*from Mendelech's Stiftungsbuch*) 44

- 57 Rewinding Fine Wire 44  
 58 Three Italian Wire Drawing Benches (from The Ptolechia by Innocenzo Bringaccio)  
     45  
 59 A Flattening Bench 45  
 60 A Wheel for Winding Reels 45  
 61 A Spinning Head 46  
 62 Silk Thread Moving into Spinning Head 46  
 63 A Bench for Spinning Gold Thread 47  
 64 A Pulley for Driving the Spindle 47  
 65 Refilling the Gold-Wire Reel 47  
 66 A Kouli Smith with Skin Bellows and Earth Forge 49  
 67 Balâc Smiths 49  
 68 A Covered Forge 50  
 69 Double-Acting Bellows 51  
 70 An Anvil Set in the Ground 51  
 71 An Anvil Placed on a Wooden Block 51  
 72 Forged Plowshares 53  
 73 A Forged Spade 53  
 74 A Hoe Forged in Two Parts To Be Riveted Together 53  
 75 A Decorated Buckled Door Nail 53  
 76 A Persian Horseshoe 54  
 77 A Farrier Extracting Hoof Nails 54  
 78 A Persian Hoof Knife 54  
 79 A Cauler and His Forge 56  
 80 A Cauler's Assistant 56  
 81 Handmade Scissors 57  
 82 A Caulery Grinder 57  
 83 A File Cutter at His Forge 58  
 84 File Blanks Being Smoothed to Size 58  
 85 File Cutting 58  
 86 A Medieval File Cutter: from Mendelsches Stiftungsbuch 59  
 87 Standard Weight of Darius I: from E. F. Schmidt, The Treasury of Persepolis)  
     61  
 88 A Balance Suspended from a Fixed Point 62  
 89 Goldsmith's Scales 63  
 90 Goldsmith's Scales in a Box 63  
 91 Weights for the Goldsmith's Scales Shown in Fig. 99 63  
 92 Peddler's Scales 64  
 93 A Steelyard 64  
 94 The Shackles of the Steelyard 65

- 95 Reconstruction of the Homeric Lock (*after A. Neuburger, Die Technik des  
Altertums*) 67
- 96 A Toothed-Bolt Lock 67
- 97 A Toothed-Bolt Lock (*bolt partly removed*) 67
- 98 Key of a Tumbler Lock from Palestine 68
- 99 A Tumbler Lock and Key from Işfahān 69
- 100 A Tumbler Lock Dismantled 69
- 101 A Tumbler Lock, Seen from Underneath, Key in Position 69
- 102 A Spreading-Spring Lock 69
- 103 Section of a Helical-Spring Lock 70
- 104 A Helical-Spring Lock with Locking Piece and Key 70
- 105 A Barbed-Spring Lock 71
- 106 Parts of the Horse Lock 71
- 107 A Barbed-Spring Lock with Screw Key and Locking Piece 71
- 108 A Pipe Lock 71
- 109 A Letter Combination Lock 72
- 110 A Pieced Steel Ornament 72
- 111 Marking Timber before Sawing above a Saw Pit 79
- 112 Sawyers at Work 79
- 113 Trimming a Log 79
- 114 A Carpenter's Bench 82
- 115 Planing Against a Bench Stop 82
- 116 Tenon Saw and Grease Pot 83
- 117 A Bow Saw 83
- 118 A Hole Saw and Marking Gauge 83
- 119 Roughing with an Adze 83
- 120 A Double-Handled Plane 83
- 121 A Rabbet Plane 84
- 122 Molding Profiles 84
- 123 A Mortise Chisel and Mallet 85
- 124 A Fiddle or Bow Drill 85
- 125 A Fiddle Bow, Spindle, and Nut 85
- 126 Parts of Door and Window 86
- 127 Mosaic Ceiling Work (*partly assembled*) 87
- 128 A Pulpit Panel in Latticework 87
- 129 A Milling Cutter for Ceiling Battens 87
- 130 A Mirror Frame with Doors from Qazvin 88
- 131 An Oxcart from Āzarbaijān 89
- 132 A Wheelwright Bushing a Wheel 89
- 133 A Gypsy Wood Turner 91

## LIST OF ILLUSTRATIONS

xvii

- 134 Parts of the Turner's Lathe 91
- 135 A Turner Drilling Pipe Stems 92
- 136 Cutting Boards or Bones for Inlay Work 93
- 137 Vats for the Treatment of Bones for Inlay Work 93
- 138 Cutting Boards into Beads 93
- 139 Filing Beads to Shape 94
- 140 Pattern of Inlay Work (*left: natural size, right: enlarged*) 95
- 141 Gluing Beads To Form Rods 95
- 142 Joining Rods in the Wedge Press To Form Blocks 96
- 143 Gluing the Inlay Sheets to an Object 96
- 144 A Caryed Beggar's Bowl 97
- 145 Finishing Pierced Woodwork with Saw File 98
- 146 A Textile Printing Block 99
- 147 Cutting a Printing Block 99
- 148 A Combmaker Planing Blanks 100
- 149 A Combmaker Cutting Teeth 100
- 150 A Maker of Bellows 101
- 151 A Summer Shelter in Sīstān 103
- 152 Plan of the Apadāna of Persepolis (*from F. Sarre and E. E. Herzfeld, Iranische Felsreliefs*) 104
- 153 A Farm House in Āzarbaijān 104
- 154 Bull Head Capital (*from A. Springer, Handbuch der Kunstgeschichte*) 104
- 155 Persian Dome (*from E. Diez, Iranische Kunst*) 105
- 156 Peasant Houses in Horāsān 105
- 157 Wind Catchers in Central Persia (*from A. Costa and L. Lockhart, Persia*) 106
- 158 A Peasant House in Gilān 107
- 159 A Peasant House near Rūdbār (Gilān) 107
- 160 Talar in Māzandarān (*from J. J. M. de Morgan, Délégation en Perse*) 107
- 161 The Building of a Pisé Wall 109
- 162 Preparing the Loam for Mud Bricks 110
- 163 A Windlass above a Loam Pit 110
- 164 Carrying Loam to a Mixing Place 111
- 165 Brick Molding 111
- 166 Bricks Placed on Edge for Drying 111
- 167 Building a Vault with Mud Bricks in Sīstān 112
- 168 A Hollow-Built Transition between Vault and Flat Roof 112
- 169 A Peasant House in the Alburz Mountains 114
- 170 Pit for Soaking Clay and Well 115
- 171 Straining the Slaked Clay 115
- 172 Filling the Brick Mold 116

- 173 Emptying the Brick Mold 116
- 174 A Brick Kiln 117
- 175 An Open Brick Kiln 117
- 176 Gombad-e Ālaviān at Hamadān, c. 1150 A.D. 118
- 177 Ornamental Brickwork at the Friday Mosque at Isfahān 118
- 178 Carved Plugs in Brick Joints at Sultāniyeh 118
- 179 Turquoise Tile Plugs in Brickwork at Sultāniyeh 119
- 180 Fragment of a Luster Tile 120
- 181 Faience Mosaic on the Dome of the Madreseh at Isfahān 121
- 182 Marking Bricks for Edge Trimming 122
- 183 Trimming the Brick Faces 122
- 184 Grinding the Brick Faces 122
- 185 An Ornamental Brick Panel 123
- 186 Cut Bricks Laid out on the Tracing Surface 123
- 187 Names of Brick Profiles 123
- 188 Grinding the Tile Edge 124
- 189 Marking Tiles for Squaring 124
- 190 Trimming Tile Edges 124
- 191 Checking Trimmed Edges 124
- 192 Gluing Stencils onto Tiles 124
- 193 Cutting Mosaic Pieces 124
- 194 Composing the Mosaic Design 124
- 195 A Lime Burner's Kiln 126
- 196 A Stone Door in Isfahān 128
- 197 Mason Roughing (Squaring) Column Base 129
- 198 Mason Smoothing Stone with Kernel Hammer 129
- 199 Mason Chiseling Flutes 129
- 200 Stonemason's Marks 129
- 201 A Stone Sculptor at Work 130
- 202 A Stone Pot Maker's Stall at Mašhad 130
- 203 Trimming the Raw Stone 131
- 204 Scraping the Inside of a Stone Pot 131
- 205 A Stone Pot Maker's Lathe 132
- 206 Stonecutting on the Lathe 132
- 207 A Stone Turner Cutting the Inside of a Pot 133
- 208 Upper Part of the Mihrāb in the Friday Mosque at Isfahān 134
- 209 Spreading Plaster on a Wall 134
- 210 Molding Plaster with a Board 135
- 211 The Carving of Stucco Plaster 135

- 212 Pot Sherds from Siyalk 137
- 213 A Figurine Mold and Imprint from Tepe Giyân III, 2500-1800 B.C. 138
- 214 A Press-Molded Jar from Istahr, Eighth Century A.D. 142
- 215 A Press Mold from Nišâpûr, Tenth Century A.D. (*from C. K. Wilkinson, "The Kilns of Nishapur"*) 143
- 216 Pressing from Mold Shown in Fig. 215 143
- 217 Outside of Press Mold Shown in Fig. 215 144
- 218 A Potter's Dry Quern 151
- 219 A Potter's Wet Quern 151
- 220 A Potter Kneading Clay 152
- 221 Rolling Clay into Coils 152
- 222 A Coil Potter at Work 153
- 223 Polishing a Coil Pot 153
- 224 Coil-Formed Vessels 153
- 225 Placing Clay Around the Mold 154
- 226 Drying of Clay Hoops 154
- 227 A Potter's Wheel 155
- 228 A Potter Throwing at the Wheel 156
- 229 Throwing a Jar 156
- 230 Drying Room 156
- 231 Turning a Vessel 157
- 232 Earthenware Vessels Used in the Household (*from the Alburz Village of Fašondak*) 157
- 233 A Wooden Tile Mold 158
- 234 Beating Clay into the Mold 158
- 235 Cutting Away Surplus Clay 158
- 236 Taking Tile out of the Mold 158
- 237 A Tile-Drying Room 158
- 238 A Large Kiln (*section*) 159
- 239 Kiln at Šâh-Rezâ (*section*) 159
- 240 Kiln at Bidoht (*section*) 160
- 241 An Oxidizing Furnace for Lead and Tin 162
- 242 A Copper Oxidizing Furnace 162
- 243 An Alembic or Still 163
- 244 Pouring Glaze 164
- 245 Applying Glaze by Dipping 164
- 246 Firing a Tile-Glazing Kiln 165
- 247 Applying Decorating Glaze 165
- 248 Forming Stone Paste Ware in Several Pieces 166

- 249 Applying Pigment to Stone Paste Ware 166
- 250 Wheel-Cut Glass, Seventh to Tenth Centuries A.D. (from C. J. Lamm, Glass from Iran) 168
- 251 Ornamental Mold-Blown Glass, Sixth to Tenth Centuries A.D. (from C. J. Lamm, Glass from Iran) 168
- 252 Fluted and Applied Ornament Glass from Širāz, Early Nineteenth Century 169
- 253 Glassmaker's Kiln near Tehrān (section) 170
- 254 Glass Blower Takes Melted Glass out of Furnace 170
- 255 Plucking Carcass Wool 178
- 256 A Cotton Gin 180
- 257 A Cotton or Wool Bow 181
- 258 Beating the Cotton Bow 181
- 259 Cutting Wool 182
- 260 A Wool Comb 182
- 261 Winding Silk from the Skein to the Cage Spool 183
- 262 A Warp Spool Winder 184
- 263 A Warping Frame 184
- 264 A Hand Spinner Drawing Wool from his Sleeve 185
- 265 A Hand Spindle with Iron Whorl 186
- 266 A Spinning Wheel from Kalārdašt (*Alburz*) 187
- 267 A Spinning Wheel from Ardestān 187
- 268 Using the Spinning Wheel for Bobbin Winding 188
- 269 A Dyer Dipping Wool Skeins into a Vat 194
- 270 Wool Skeins Drying outside the Dyer's Shop 194
- 271 A Reed Maker 195
- 272 Village Warp Winders 196
- 273 A Thread-Twisting Wheel 197
- 274 A Warp Winder 197
- 275 Winding the Warp onto a Stick 198
- 276 A Heddle-Making Device 199
- 277 A Heddle, Reed, Temple, and Shuttle 199
- 278 A Warp-Entering Frame 199
- 279 The Horizontal Loom and Its Parts 200
- 280 A Tent Fabric Loom from Sistan 201
- 281 A Band Loom 202
- 282 A Horizontal Warp-Weighted Loom 203
- 283 Elements of the Horizontal Warp-Weighted Loom 203
- 284 Warp Suspension 203
- 285 A Twelve-Heddled Loom 203

LIST OF ILLUSTRATIONS

xvi

- 286 A Cădor-Șab Loom 205
- 287 A Draw Loom 206
- 288 Draw Harness and Cross Harness 207
- 289 A Shed Formed by Draw Harness 207
- 290 Warp, Cross Harness, and Draw Harness 207
- 291 A Draw Boy Lifting Draw Strings 207
- 292 A Draw Boy Pulling Harness Loops 208
- 293 Placing Angle Hooks under the Cross Harness 208
- 294 A Zilū Loom 210
- 295 Part of a Zilū 211
- 296 Double Cloth Woven by Fārs Nomads (*front*) 212
- 297 Double Cloth Woven by Fārs Nomads (*reverse*) 212
- 298 Ghiordes Knot (*left*) and Sehna Knot (*right, from K. Erdmann, Der orientalische Knüpsteppich*) 213
- 299 A Horizontal Carpet Loom 214
- 300 Knotting the Carpet Pile 215
- 301 Weaving in the Tapestry Wefts 216
- 302 Compacting a Row of Knots 216
- 303 Trimming the Carpet Pile with Scissors 217
- 304 Finishing the Carpet with a Trimming Knife 217
- 305 An Embroiderer 218
- 306 Bamboo Mat Plaiters 219
- 307 Mat Plaiter's Work Place 220
- 308 Mat Weaving 220
- 309 Blind Weavers 221
- 310 A Fuller Bowing Fibers 223
- 311 A Fuller Preparing the Wool Pad 223
- 312 A Fuller Hardening the Felt 223
- 313 A Fuller Opening the Hat 223
- 314 A Set of Textile Printing Blocks 226
- 315 A Textile Printer Applying Dye-stuff 227
- 316 Dyers Rinsing Printed Textiles 227
- 317 Making a Cloth Shoe Upper 228
- 318 Piercing the Cloth Strips 229
- 319 Cloth Shoe Soles 229
- 320 Uppers and Lasts 230
- 321 A Shoemaker Sewing Sole to Upper 230
- 322 Lining Vats 231
- 323 Removing Superfluous Flesh 232
- 324 Salting Tubs and Tanning Pit (*center*) 232



- 325 An Embroidered Sheepskin Vest 233
- 326 A Packsaddle-Maker 233
- 327 A Drinking-water Container 235
- 328 Drying a Skin in the Open Air 235
- 329 Warp and Heddle inside a Sieve Hoop 235
- 330 A Braided Sieve 236
- 331 The Dam at Band-e Amir in Fārs 247
- 332 Band-e Amir, the Head of an Irrigation System in the Marv-e Dasht (courtesy of the  
*Oriental Institute, University of Chicago*) 247
- 333 Remnants of a Sasanian Dam at Dizfūl 248
- 334 Sectional View of a Qanāt 249
- 335 A Wighā Bringing the Spoil to the Surface 251
- 336 The Mouth of a Qanāt 253
- 337 Stages in the Construction of a Qanāt (from J. Smith, Blind White Fish in Persia)  
253
- 338 Qanāt-Lining Hoops 253
- 339 A Water Distribution Weir 255
- 340 The Mouth of a Water Well 257
- 341 The Runway of a Water Well 257
- 342 The Lower End of the Runway 257
- 343 A Household Well with Windlass 258
- 344 A Cistern near Nā'in 259
- 345 A Persian Wheel Operating at the Bank of the Indus River 259
- 346 Types of Spades 261
- 347 Digging with a Spade 261
- 348 Working with Hoes in Zābolistān 261
- 349 Yoke and Harness 262
- 350 A Caspian Plow 262
- 351 A Plow from Fārs 263
- 352 A Plow from Sistān 263
- 353 A Plow from Isfahān 263
- 354 A Plow from Hamadān 264
- 355 Forged Plowshares for the Northwestern Plow 264
- 356 A Northern Plow 264
- 357 A Hūzistān Plow 264
- 358 A Hūzistān Plow (from *east*) 265
- 359 A Seed Plow on an Assyrian Seal: 722 B.C. 265
- 360 A Seed Plow from Balūčistān 265
- 361 Beating the Clods 266
- 362 Riding, on a Spiked Harrow 266

## LIST OF ILLUSTRATIONS

xxiii

- 363 A Harrow Beam Attached to a Plow (Hamadān) 266
- 364 A Spiked Harrow (Iṣfahān) 267
- 365 A Spiked Harrow (Kurdistān) 267
- 366 A Handled Harrow (*Jahrum*) 267
- 367 An Iron Scoop 268
- 368 Raising Borders with a Scoop 268
- 369 An Irrigated Field for Vegetable Cultivation 268
- 370 A Wooden Scoop 268
- 371 Terraced Irrigation in Ḥorāsān 269
- 372 A Pigeon Tower near Iṣfahān 270
- 373 Perching Stones inside a Pigeon Tower 270
- 374 A Weeding Spade 271
- 375 Types of Sickle 272
- 376 Harvesting with a Sickle 272
- 377 Binding Rice into Sheaves 272
- 378 A Bullock Cart from Āzarbaijān 272
- 379 Threshing Peas with a Flail 273
- 380 Threshing with a Wain and a Team of Animals 273
- 381 A Wain with Wooden Beaters 274
- 382 A Wain with Iron Beaters 274
- 383 A Wain with Iron Disks 274
- 384 A Threshing Board (*cutting side up*) 275
- 385 Winnowing 275
- 386 A Winnowing Fork 276
- 387 A Device for Bending Fork Prongs 276
- 388 Bringing the Chaff into the Barn 276
- 389 A Bullock Cart for the Transport of Chaff 276
- 390 A Hand Quern 278
- 391 A Pot Quern 278
- 392 Mill Stones, Feeder, and Hopper 279
- 393 A Flour Mill with Retaining Hoop and Lower Hopper 279
- 394 A Norse Type Water Mill 280
- 395 The Shaft of a Norse Mill 281
- 396 The Steel Parts of a Norse Mill Shaft 281
- 397 A Group of Norse Mills with Wooden Penstocks 282
- 398 A Vitruvian Type Water Mill 282
- 399 A Breast Shot Mill Wheel 282
- 400 The Pinion of a Vitruvian Mill with Thrust Bearing, Journal, and Rind 283
- 401 Drawing of a Windmill (*from Al-Dimaṣqī's Cosmography*) 285
- 402 A Sīstān Windmill (*section*) 286

- 403 A Sīstān Windmill 287
- 404 The Wind Wheel of the Sīstān Mill 287
- 405 The Mill House of a Sīstān Windmill 288
- 406 A Row of Windmills 289
- 407 A Rice Rick in Māzandarān 290
- 408 The Pestle of a Rice-Husking Mill 290
- 409 A Rice Mill in Māzandarān 291
- 410 Baking on the Sāj 292
- 411 A Primitive Bread-Baking Oven 292
- 412 Bread Baking in the Tanūr (*partly sectioned*) 292
- 413 Baking of Lavāš 293
- 414 Baking the Sangak Bread (*partly sectioned*) 294
- 415 Sangak Baker Stretching the Dough over the Shovel Blade 295
- 416 Fine Bread 295
- 417 An Oil Mill (*section*) 297
- 418 Placing the Ground Oil Seeds onto Trays 297
- 419 A Press Pit Filled with Trays 298
- 420 A Large Winch and a Counter Weight 298
- 421 Drawing the Boiled Sugar into Strands 301
- 422 Sugar Boilers and a Pressing Tray 301
- 423 A Confectioner Spreading Halvā<sup>c</sup> onto a Tray 302

Map 405

# I

## METALWORKING CRAFTS

### Metallurgy in Ancient Persia

Archaeological evidence seems to confirm that North and Central Persia are the regions of the world's oldest metallurgy. Man could only discover the usefulness of metal in a land where metals and their ores existed. Persia is by nature rich in metal ores.<sup>1</sup> The peoples of the early river valley civilizations of Egypt, Babylonia, the Indus, and the Oxus could not, despite all their achievements, become the first metallurgists. Recent excavations have shown that metallurgical activity was relatively late in these civilizations.

The mountain range reaching from the Taurus to the southern shores of the Caspian was rich in all kinds of ores and fuel, and the knowledge of metallurgy spread

from there to other centers in Asia, Africa, and Europe.<sup>2</sup> Excavations by Brown<sup>3</sup> in Northwest Persia, Ghirshman<sup>4</sup> at Tepe Giyān in West Persia and at Siyalk in Central Persia, Schmidt<sup>5</sup> at Tepe Hissar in Northeast Persia, and Herzfeld<sup>6</sup> at Tall-e Bakūn in South Persia led to the conclusion that, toward the end of the Neolithic age, "after an early period of lush vegetation a gradual drying up of the valleys set in and the people began to settle in the plains."<sup>7</sup> Ghirshman dates this period as being in the fifth millennium B.C.

The oldest human settlement identified in the plain is at Siyalk, near Kāsān, south of Tebrān. Traces of man's first occupation have been found there just above

<sup>1</sup> E. E. Herzfeld and A. Keith in A. U. Pope and P. Ackerman, eds., *A Survey of Persian Art*, p. 50.

Publication details of sources cited in footnotes may be found in the Bibliography.

<sup>2</sup> R. J. Forbes in C. Singer, *A History of Technology*, p. 576.

<sup>3</sup> T. B. Brown, *Excavations in Azarbaijan*.

<sup>4</sup> R. Ghirshman, *Iran*.

<sup>5</sup> E. F. Schmidt, *Excavations at Tepe Hissar*.

<sup>6</sup> E. E. Herzfeld, *Archaeological History of Iran*.

<sup>7</sup> R. Ghirshman, *op. cit.*, p. 29.

virgin soil at the bottom of an artificial mound<sup>8</sup> (Fig. 1). Objects of this material culture were black smoked pottery, hand-




Figure 1 The Prehistoric Site of Siyalk near Kāsān

formed without a wheel. Baked clay and stone spinning whorls indicate the beginning of a textile industry. Tools are of stone, along with flint knife blades, sickle blades, axes, and scrapers. Metal tools begin to appear toward the end of the fifth millennium. These were always hammered copper. Man was beginning to understand the properties of metal: he had found that copper was malleable, but was still ignorant of the art of casting. The civilization of this phase belongs to the very end of the Neolithic age.<sup>9</sup>

Herzfeld,<sup>10</sup> Schmidt,<sup>11</sup> Contenau and Ghirshman,<sup>12</sup> and Brown<sup>13</sup> find similar material cultures on a large semicircle around the Central Persian desert, the oldest levels of all of them belonging to the transition stage from Stone Age to Metal Age.

The absence of any traces of prehistoric smelting furnaces indicates that man must

have forged native copper into shape for his first metal tools. In fact, native copper is found to this day in and near Anārak, only 140 miles from Siyalk. M. Maczek,<sup>14</sup> who between 1936 and 1940 modernized the traditional mining and smelting methods there, reports that at this time a considerable part of the production of Anārak came from native copper. The Urgeschichtliches Institut of Vienna University is at present carrying out research into the connections between ore deposits in the area and excavated copper tools, using spectrographic analysis.<sup>15</sup>

During the early parts of the fourth millennium copper continued to come into general use, still hammered for arrowheads, awls, garment pins, and jewelry (Fig. 2). But a marked change in metal technology occurred during the second half of that millennium, together with changes in other parts of the material culture: copper was now smelted from ore and cast.




Figure 2 Forged Copper Arrowheads

Copper ore deposits were frequently noted throughout antiquity. Strabo<sup>16</sup> mentions Kermān as particularly rich in

<sup>8</sup> *Ibid.*

<sup>9</sup> *Ibid.*, p. 30.

<sup>10</sup> E. E. Herzfeld, *op. cit.*

<sup>11</sup> E. F. Schmidt, *op. cit.*

<sup>12</sup> G. Contenau and R. Ghirshman, *Fouilles de Tépé Gyan.*

<sup>13</sup> T. B. Brown, *op. cit.*

<sup>14</sup> M. Maczek, "Der Erzbergbau im Iran," p. 197.

<sup>15</sup> M. Maczek, E. Preuschen, and R. Pittioni, "Beiträge zum Problem des Ursprungs der Kupfererzverwertung in der Alten Welt," pp. 61-70.

<sup>16</sup> Strabo XV, 2, 14 c. 726.

copper. Sir Aurel Stein<sup>17</sup> discovered a Sumero-Indus civilization smelting copper in Balūčistān. Piggott<sup>18</sup> clearly shows that during the second millennium the Kulli and Amri-Nal copper finds in Balūčistān are closely linked with Persia on the one hand and with Harappa in the Indus valley on the other. Gabriel<sup>19</sup> found remnants of smelting furnaces and huge slag heaps near Šāh Bālland and Robāt in Balūčistān. Copper ores are still found in Rās Kūh and the Hwājeh Amrān ranges in Balūčistān. The medieval Chinese historian Hiuen Tsang mentions that rich copper mines existed in that part of the Persian Empire which we know today as Afghanistan (i.e., Šāh Maqšūd, Safēd Kūh, Tazīn, Šādkāni, and Silvātū.)<sup>20</sup> In northern Persia a string of copper mines extends from Transcaucasia to the Pamir. The Arabian geographer Ibn Hauqal writes of copper mines at Kal-Sab-Zaveh, Sabzvār, and Fahr Dāwud near Māšhad, as well as Boḥārā in Transoxania. The copper mines of Kāšān, Anārak, Iṣfahān, and Boḥārā were the most important for the Arabian caliphs of the ninth century A.D., as these paid no less than 10,000 dinar annually in taxes.<sup>21</sup> Only a hundred years ago a geographer<sup>22</sup> reported that nearly every district in Persia had its own copper mines. In the north are the easily reducible carbonate ores of Mt. Sahand and the Qarādāg ranges. Most of the other copper ores in Persia are sulphides. The smelting of these ores requires a roasting process before the actual reduction takes

place. Assyrian records<sup>23</sup> mention that the Persians roasted their (sulphide) ores in furnaces of 7-foot height, whereas the actual reduction took place in small blast furnaces about 9 inches in diameter and 18 inches deep. In 1935 several prehistoric smelting furnaces were unearthed near Anārak by Mr. M. O. Schünemann,<sup>24</sup> some of them still containing remnants of copper and slag (Fig. 3). A smelting

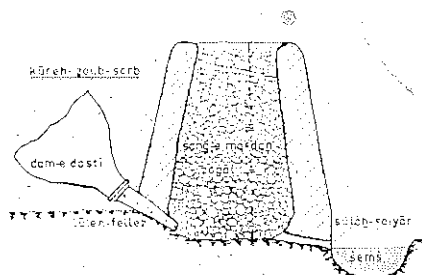


Figure 3. A Lead Smelting Furnace from the Anārak District

furnace that the writer measured on the excavation site of Harappa in 1963 had a height of 7 feet, an inside diameter of 2 feet, 9 inches, and had clearly visible inlets for air and outlets for combustion gases. The walls of this furnace were thickly lined with copper slag. This should be of interest in the light of the previously mentioned links between Persia and prehistoric India.

Copper tools of the fourth millennium B.C. contain varying quantities of gold, silver, lead, arsenic, antimony, iron, nickel, and tin. We may assume that the early smelters tried all kinds of ores in their endeavor to obtain metal, thus accidentally producing copper alloys. Tin ore is found in northern Persia at Mt. Sahand

<sup>17</sup> M. A. Stein, *Archaeological Reconnaissance of N.W. India and S.E. Iran*.

<sup>18</sup> S. Piggott, *Prehistoric India to 1000 B.C.*, pp. 112 ff.

<sup>19</sup> A. Gabriel, *Aus den Einsamkeiten Irans*, pp. 131-132.

<sup>20</sup> R. J. Forbes, *Studies in Ancient Technology*, p. 301.

<sup>21</sup> *Ibid.*, p. 302.

<sup>22</sup> J. E. Polak, *Persien, das Land und seine Bewohner*, p. 174.

<sup>23</sup> R. C. Thompson, *A Dictionary of Assyrian Geology and Chemistry*.

<sup>24</sup> M. O. Schünemann (verbal information).

near Tabriz, in the Qarādag ranges, both close to the copper mines, and on the southern slopes of the Alburz near Āsarābād and Šārid. Stream tin and gold are found near Kūh-e Zar (Damgān district), at Kūh-e Bānān, between the copper mines of Anātrak and Isfahān, and twenty-two miles west of Mashad at Roba'ce-Akbband, again near copper mines. It is therefore not difficult to see how the metallurgists eventually discovered alloys, and the superior strength, hardness, and casting qualities of copper-tin bronzes.

Analyses of objects excavated by Brown<sup>25</sup> reveal that the copper tools, belonging to the oldest level in Tepe Geoy (about 3000 B.C.), are made of copper of an unusually high purity. From 2500 B.C. on, samples show about 5 per cent tin, this content increasing to 10 per cent over a period of 1,000 years. Presumably the metallurgist had by then changed from simultaneous smelting of copper and tin ores to separate smelting of both metals, and subsequent controlled alloying. The consistent tin content of the metal objects is difficult to explain otherwise.

Stone tools still remained in use during the Copper Age, but were gradually replaced by metal axes, celts, and hoes.<sup>26</sup> The beginning of the third millennium shows the growth of a new culture at the foothills of the Iranian Plateau—the first state of Elam; with Susa as its center. Signs of a rupture in the material culture of the settlements on the highlands can be observed. These changes seem to have been wrought by people from Central Asia.<sup>27</sup> Persia must have absorbed these influences. Excavations show a modification of the older culture, but essentially it continues its own style. Here we see a role that Persia played through six millennia, namely that of being a highway for people

and for the passage of ideas between East and West, one to receive, to recreate, and to retransmit.<sup>28</sup>

From the beginning of the third millennium, the written records of the Mesopotamian kingdoms of Sumer, Babylon, and Elam often mention people and events on the Persian highlands, and the historical development is well established from then on. With the growth of the kingdoms of Mesopotamia the need for raw materials increased.

Owing to its [Persia's] proximity and its unusual mineral wealth, it was the centre of attraction for all who were strong enough to attempt the annexation of its western districts. While Persia was a transit country for lead coming from Armenia and for lapis lazuli from Badakshan, its own mineral wealth included gold extracted in Media, copper and tin.<sup>29</sup>

During the second half of the third millennium B.C., the use of metals increased. Graves in Susa, Tepe Hisar, Tepe Givān, and Tepe Geoy contained many bronze tools as well as bronze and silver jewelry. The change from stone to copper was a gradual one, but in Persia the Bronze Age was well established by 2000 B.C. Most of the bronze objects of that period seem to have been cast in soft stone molds where half of the object was carved into one stone and the other half into another. The molds were complete with risers and air vents. Fig. 4.

The first iron appears at this time,<sup>30</sup> although only for jewelry. The high nickel content (about 5 per cent) indicates that it must have been meteoric iron. Terracotta iron, which was used in Mesopotamia as early as 2700 B.C., did not come into regular use in Persia until after 1000 B.C. With the arrival of the Indo-Europeans at the beginning of the first millennium B.C., we observe a marked increase in the use of

<sup>25</sup> T. B. Brown, *op. cit.*, pp. 179-186.

<sup>26</sup> R. Ghirshman, *op. cit.*, p. 40.

<sup>27</sup> *Ibid.*, p. 46.

<sup>28</sup> *Ibid.*, p. 50.

<sup>29</sup> *Ibid.*, p. 71.

<sup>30</sup> T. B. Brown, *op. cit.*, p. 204.




Figure 4. Stone Mold for Arrowheads from Susa, c. 2000 B.C.

iron, although there does not seem to be a connection between the two events. At the prehistoric site of Siyalk these migrants from the northern steppes built a new fortified town on the remnants of the old settlement, which had been abandoned for almost 2,000 years. They must have been horse and cattle-breeders with a growing inclination toward agriculture. The two cemeteries near the new town were systematically investigated<sup>31</sup> between 1933 and 1937. The first graveyard (Siyalk A), which can be dated with certainty as having been used between 1200 and 1000 B.C., contained numerous bronze objects, such as weapons, tools, ornaments, and horse bits, as well as a little silver jewelry.<sup>32</sup> One object in particular should be of interest: a sword with a bronze handle,

<sup>31</sup> R. Ghirshman, *Fouilles de Siyalk*, Vols. 1 and 2.

<sup>32</sup> R. Ghirshman, *Iran*, pp. 78-81. 4

hilt, and a bronze back supporting a thin steel blade, riveted onto the bronze back.<sup>33</sup> The second graveyard (Siyalk B), which was begun about 1000 B.C., shows increasing use of iron besides bronze,<sup>34</sup> particularly noticeable in the graves of the richer people. Apart from the commonly used weapons and tools, the archaeologists found a large number of skillfully forged steel forks, presumably roasting forks, ranging in length from 8 to 30 inches with a hollow socket for an extension stick.<sup>35</sup> A unique find in one of the graves was a slightly curved drinking tube of the kind described by Xenophon<sup>36</sup> as used by the Persians and often shown on Assyrian cylinders.<sup>37</sup>

During the first millennium B.C., Persia continued to be a supplier of metals, as shown by Assyrian annals:<sup>38</sup>

The increased use of iron during the first millennium had a far-reaching effect on the economic structure of society. Although known to the Hittites and the rulers of Mittanni in the fifteenth century B.C. and in Egypt in the fourteenth century B.C., this metal did not become widespread until the ninth to seventh centuries B.C. The use of new tools led to increased production, and this inevitably caused a considerable drop in the price of goods. Improved methods of agriculture opened up new tracts of hitherto uncultivated land. Rich sources of iron ore enriched countries that had previously played only an unimportant part in international trade, and this particularly affected northern Iran and the neighbouring countries. From Spain to China, the great changes taking place in the world led to an outburst of commercial activity in which Iran must have participated.

R. J. Forbes<sup>39</sup> recalls the Greek tradition that the Chalybes, subject people to the Hittite kings in Asia Minor between 1,500

<sup>33</sup> R. Ghirshman, *Fouilles de Siyalk*, Vol. 2, p. 44.

<sup>34</sup> *Ibid.*

<sup>35</sup> *Ibid.*, p. 52.

<sup>36</sup> Xenophon, *Anabasis*, iv, 5, 24.

<sup>37</sup> R. Ghirshman, *Fouilles de Siyalk*, Vol. 2, p. 54.

<sup>38</sup> *Ibid.*, p. 36.

<sup>39</sup> R. J. Forbes in C. Singer, *op. cit.*, p. 594.



and 1200 B.C., introduced the cementation of iron, thus inventing hardenable steel. Egyptian letters mention Armenia as the main supplier of iron during that time. The downfall of the Hittite kingdom occurred about 1100 B.C., and Forbes believes that Armenian and Chalybian ironworkers migrated into neighboring countries, thus spreading their crafts. The appearance of iron and steel in northern Persia about this time seems to be proof of this theory. Forbes dates the permanent establishment of an iron culture as distinctly different from an occasional occurrence of some iron articles as follows:

|                |                           |
|----------------|---------------------------|
| 1900-1400 B.C. | Armenia                   |
| 1400-1200 B.C. | Hittite Kingdom           |
| 1200-1000 B.C. | Persia                    |
| 1200-700 B.C.  | Egypt                     |
| 900 B.C.       | Assyria                   |
| 600 B.C.       | Hallstatt (Celtic Europe) |

This might be the place to discuss the "Indian, Seric, Chinese, and Parthian" steels mentioned by the Roman historians. Pliny<sup>40</sup> (23-79 A.D.) believes the so-called "Seric" steel to be Chinese. Forbes,<sup>41</sup> however, is of the opinion that it is in reality Indian steel coming from the famous smelting center of Hyderabad. Cast steel ingots, so-called wootz,<sup>42</sup> were produced there for centuries, 5 inches in diameter and ½-inch thick, and were exported into many countries. The Achaemenian kings had received such steel from India, and we are told that Alexander the Great obtained three tons of it from Indian kings and had it forged into equipment and weapons.<sup>43</sup> Pliny tells us that the Romans bought steel from the Axymites in Abyssinia, who kept the Indian origin of it a secret, allowing the Romans to attribute it to China (Sericum),

<sup>40</sup> Pliny, *Historia Naturalis*: xxxiv.145.

<sup>41</sup> R. J. Forbes, *op. cit.*, p. 409.

<sup>42</sup> From Skr. *vajra*, meaning "thunderbolt."

<sup>43</sup> C. Singer, *op. cit.*, Vol. 2, p. 57.

from its name, "Seric" steel. Forbes<sup>44</sup> links "Seric" with an Indian tribe, the Cheres. Indian steel found its way as an important export item through Persia, Arabia, and Syria, where Damascus was not only a trading place for it but became also a center for the working of steel into arms and tools. Diocletian (245-313 A.D.) established armament factories in Damascus that were removed to Samarkand and Horāsān by Tamerlan in 1399 A.D.

Our knowledge of the antiquity of the iron and steel industry in China has to be revised in the light of recent research by Joseph Needham. Previously it was held<sup>45</sup> that the Iron Age began in China under the Chou (1030-221 B.C.), had a transition stage under the Ts'in (255-209 B.C.) and the early Han (209 B.C.-25 A.D.),<sup>46</sup> during both these periods bronze and iron still being used together, and that only in the later Han period (25-220 A.D.) did China come into the full Iron Age.

Needham<sup>47</sup> bases his new chronology for the development of iron and steel in China on Chinese sources and comes to the following conclusions:

(a) Wrought iron has been smelted in China from the sixth century in furnaces of which no traces have been found so far nor are any textual references to the smelting process known.

(b) Cast iron appears from the fourth century B.C. on in the form of agricultural implements, tools and weapons and the molds for all these. Cast iron has always been recognized as a Chinese product by earlier research workers.<sup>48</sup> But, according

<sup>44</sup> R. J. Forbes, *op. cit.*, p. 439.

<sup>45</sup> *Ibid.*, p. 383.

<sup>46</sup> T. S. Dono, "The Chemical Industry of the Ancient Metallic Cultures in the Orient," pp. 287-325.

<sup>47</sup> J. Needham, *The Development of Iron and Steel Technology in China*, pp. 2-44.

<sup>48</sup> T. T. Read, "Chinese Iron a Puzzle," pp. 398-457.

gives as the reasons for the early discovery the use of minerals rich in phosphorus for the iron smelting, the availability of high temperature refractory clay, and the use of the double-acting cylinder bellows for metallurgical purposes.

(c) Whereas the steelmakers of the Old World carburized low-carbon wrought iron to obtain steel, it seems that the principal process in China was the decarburization of high-carbon cast iron by "fining" in a blast of air.

(d) From the fifth century A.D. onward a great deal of steel was made in China by a method which Needham calls co-fusion, a process in which layers of wrought iron and cast iron were fused together at the appropriate heat so that the end product had the right carbon content to be classified as steel.

(e) In the third century A.D. Chinese smiths produced laminated damascene by welding hard and soft steels into weapons. We know from the Chinese chronicle *Ko-ku-Yao*<sup>49</sup> that Sasanian (212-656 A.D.) steel was imported from Persia. The book particularly mentions the winding lines on the surface of the steel, so this imported Persian steel must have been damascened steel. This seems to confirm Needham's suspicion that the damascening technique must have come from Persia if it was not Indian wootz. The Parthian or Persian steel so often mentioned by the Romans was regarded as being only second in quality to Indian steel, and it is believed today<sup>50</sup> that it was produced from flat wrought iron disks by carburization (cementation) with charcoal in crucibles, a technique that spread over Arabia, Mesopotamia, and Damascus, eventually reaching Toledo, a center of Arabic science and technology in Spain.

<sup>49</sup> B. Laufer, *Sino-Iranica*, p. 515.

<sup>50</sup> R. J. Forbes, *op. cit.*, pp. 409 ff.

Ancient smelting sites have been found in Persia in the Qarādāg ranges near Tabriz where magnetic iron and hematite are found. Robertson<sup>51</sup> describes ancient iron furnaces which he found there: "The furnace has two hearths, the smaller one 14 inches square and 9 inches deep, the larger one being sunk 3 feet deep into the ground and with walls 2-3 feet high, covered with a fire resistant stone cupola." Other old iron mining and smelting centers have been located in the Alburz mountains, near Rašt and Massula, where the inhabitants are blacksmiths to this day, west of Tehrān and near Qazyvīn, where hematite ore is still mined, and to the east near Firūzkūh, on the foothills of Mt. Dāmavand. Apart from minor iron ore deposits near Dāmḡān, Semnān, Šāhrūd, Kāšān, Kohrūd, and the Kūh-e Banān mountains near Iṣfāhān, there are vast red ocher deposits on the island of Hormuz in the Persian Gulf and, above all, the magnetic iron mountain southeast of Balq in Central Persia, which is estimated to contain thirteen million tons of iron.<sup>52</sup> It stands as a lonely cone in the open plain, visible for more than forty miles. The iron ore mines and smelting works of Kermān have been famous during the time of the Abbasid caliphs, but have not been worked in later times.<sup>53</sup>

In their language the Persians distinguish between wrought iron and hardenable steel. The former is called *āhan* (Skr. *ayas*, Ger. *Eisen*, Eng. iron, Sp. *hierro*, L. *ferrum*); steel is *pūlād* in middle Persian, *fūlād* in modern Persian. It may be worth while for a linguist to trace the etymology of the names for steel similar to *pūlād* in the Armenian, Ossetic, Grusian, Turkish, and

<sup>51</sup> J. Robertson, "An Account of the Iron Mines of Caradagh," pp. 84-86.

<sup>52</sup> M. Maczek, "Der Erzbergbau im Iran," p. 193.

<sup>53</sup> R. J. Forbes, *op. cit.*, p. 387.

Russian languages. The Mongol name for steel is *bolot*.<sup>54</sup>

In his book *On the Qualities of Swords* the Arabian alchemist Alkindi (about 873 A.D.) called the two forms of iron "female" and "male." *Marmahāni* (female), modern Persian *marmāhan*, was wrought iron, whereas *sābūrāni* (male) was the iron that could be hardened. He ascribed the superb qualities of the damascene steel, which he called *firind*, to the right mixture of the two sexes. In the *Šāhnāmah* of Firdousi (c. 1000 A.D.) the heroes' weapons were made of *fūlād*, and the popular leader Kāveh was a blacksmith; the banner of the freedom fighters was his leather apron.<sup>55</sup>

Since damascene steel is so closely connected with Persia, a description of its nature and manufacture will throw some light on the high standard of the country's ancient metallurgy. First it is necessary to point out that there are two distinctly different types of damascene steel: laminated damascene steel and damascene crucible steel. Laminated damascene steel is produced by piling together bars of carbon steel and mild steel, as we call them today, and what Alkindi called "male" and "female" iron,<sup>56</sup> welding them, drawing the welded packet under the hammer, folding it up, rewelding it, and repeating this procedure for a number of times. The end product consists of a great number of alternating laminations of mild and carbon steel. When the finished product after polishing is subjected to an etching process with vinegar or sulphuric acid (*jouhar*), a macroscopic structure of variegated, watery lines (*firind, jouhar-dār*) becomes apparent because the essentially ferritic laminations of the mild steel appear as white lines, whereas the pearlitic carbon

steel with its possible enclosures of temper carbon will produce darker lines. This technique was already known in prehistoric times;<sup>57</sup> the Romans used it for centuries in the manufacture of swords and cutlery,<sup>58</sup> and it has been applied by the Japanese swordsmiths for their famous Samurai swords since about 1000 A.D. It has been calculated that a section of such a sword blade consists of about four million laminations.<sup>59</sup> The process was introduced to Europe by the crusaders; the swordsmiths of Solingen have been making damascene steel since the twelfth century. The same technique is still used by the Pandai-Vesi of Bali and other smithing tribes of Indonesia.<sup>60</sup>

The other type, the crucible damascene, known in India as wootz, had long defied a critical analysis, until the French Inspector of Assays at the Paris mint, Bréant, in a series of more than 300 brilliant experiments in less than six weeks, discovered the true nature of this steel. He had used for this purpose 100 kg of wootz, given to him by the East India Company of London. Independent of Bréant, the Russian metallurgist, Anossoff, reproduced this steel in his ironworks at Zlatoust in the Ural in an ingenious combination of his own scientific analysis with oral tradition.<sup>61</sup> It appears that Anossoff was a colonel in the Russian army during the occupation of the Emirate of Bohārā in the 1820's, and that he contacted Persian ironworkers in that region. He described his method in a paper, "On the Bulat." What he wrote

<sup>57</sup> H. H. Coghlan, *Notes on Prehistoric and Early Iron in the Old World*, p. 134.

<sup>58</sup> B. Neumann, "Römischer Damaststahl," pp. 241-244.

<sup>59</sup> O. Johansen, *Geschichte des Eisens*, p. 8, and G. Hannak, "Japanischer Damast-Stahl," pp. 87-90.


<sup>60</sup> M. Covarrubias, *Island of Bali*, and R. Goris, "The Position of the Blacksmiths."

<sup>61</sup> C. S. Smith, "Four Outstanding Researches in Metallurgical History," pp. 17-26, and P. A. Anossoff, "On the Bulat," pp. 157-315.


<sup>54</sup> *Ibid.*, p. 443.

<sup>55</sup> J. Hammer-Purgstall, "Sur les lames des orientaux," p. 66.


<sup>56</sup> *Ibid.*




*Persian Gold Ewer, Tenth Century A.D.  
(Freer Gallery of Art, Washington D.C.)*




*Contemporary Isfahān Printed Cotton*




*Mosaic Tile Work on the Dome  
of the Madresch in Isfahān, 1707 A.D.*




*Detail of Mosaic Tile Work  
from the Blue Mosque in 'Abriz, 1495 A.D.*



*Embossed Silver Box, Shirāz, 1936*



*A Cador-Sab Loom from Gilān*



*Windmill at Neh in Sīstān*



*Balūcīstān Peasant Sowing Wheat with the Seed Plow*

about there was clearly crucible steel, mild steel carburized with charcoal and other organic matter. But later he asked a certain Captain Massalski, whose regiment was stationed in the Bohārā region, to investigate further on steelmaking there, on which Massalski reported.<sup>62</sup> Contrary to the description in Anossoff's paper, he found that the crucible was filled with two parts of chipped mild steel and one part of finely broken-up cast iron covered with charcoal. The use of cast iron in crucible steelmaking resembles the Chinese process mentioned by Needham as co-fusion.<sup>63</sup> Massalski reported that the crucible content was completely melted, and he noted that at the melting point a "boiling" of the charge could be observed. This indicated a partial oxidization of the carbon in the cast iron: Massalski mentioned a further alloying component, the adding of 130 to 170 grams of silver to the molten crucible charge of about 2.5 kilos. Massalski continued that, when the silver was added, the charge was covered again with charcoal and left to a slow cooling of about three hours. Then the ingot was taken out of the crucible and cleaned, and he reported that the damascene lines could already then be observed on the surface. If the steelmakers found them to be too coarse they knew the steel would be too brittle, and they heated it again to bright red heat for seven minutes. After that a hammer test was made, and if the steel did not crumble then they knew it was all right, and it was forged out into blades and eventually quenched in boiling oil.

Massalski's observations in Bohārā vary from Anossoff's description. The reason could be that the Bohārā smiths employed by Anossoff in his steelworks did not know the method as reported by Massalski, or

that they did not want to give all their trade secrets away. But Anossoff was so successful that his steel mill produced great quantities of this *bulat* (the Russian name for damascene steel), and only the simultaneous development of alloyed steels prevented a significant revival of the *bulat*.

Belaiew, another Russian metallurgist, studied Anossoff's paper, and in 1906 analyzed a number of original old Persian swords with modern microphotographic methods. He concluded:<sup>64</sup>

1. Steel that appeared in Europe during the Middle Ages as damascene steel was known in Russia under its Persian name, *bulat* or *pūlād*.

2. Characteristic of this type of damascene steel is a peculiar kind of patterned watery surface, different from the more linear laminated damascene.

3. It is Russian tradition that *bulat* originated in India and later spread to Persia. Anossoff's research and reproduction of *bulat*, proved and Belaiew's microscopic analyses confirmed that *bulat* was made in a crucible from pure mild steel and was cemented with charcoal to a carbon content of 1.0 to 1.7 per cent in the finished product.

The process is likely to be similar to the production of wootz as described by Johannsen<sup>65</sup> for the nineteenth-century ironworkers of Hyderabad, India:

Mild steel is put into small crucibles of only 0.33 litre, together with charred rice husks, the charcoal of *Cassia auriculata* and the leaves of *Asclapias*, a plant which issues a milky juice when cut. The charge is 0.4 kg iron per crucible; 15 to 20 sealed crucibles are placed into a furnace and melted for 6 hours and slowly cooled. The ingots are spread over with a mixture of clay and limeite and forged into discs of 6 to 8 kg weight. Forging of tools and weapons is done at a dark red temperature with final cold

<sup>62</sup> Massalski, "Préparation de l'acier damassé en Perse," pp. 297-308.

<sup>63</sup> J. Needham, *op. cit.*

<sup>64</sup> N. Belaiew, "Damascene Steel," pp. 417 ff., and "On the Bulat."

<sup>65</sup> O. Johannsen, *op. cit.*, p. 10.

UNIVERSITY OF TORONTO LIBRARY  
 100 St. George Street  
 Toronto, Ontario M5S 1A5  
 416 978-2811  
 416 978-2812  
 416 978-2813  
 416 978-2814  
 416 978-2815  
 416 978-2816  
 416 978-2817  
 416 978-2818  
 416 978-2819  
 416 978-2820



working. Etching with vitriol brings out the lines.

An important part, both with regard to duration and intensity of the process, was the melting in the crucible and the slow cooling afterwards. The 'oriental' writers and Western investigators point out that the molten state in the crucible should be maintained for hours and the cooling should be extremely slow and should take place with that of the furnace. If this was done, a hypereutectic alloy (with more than 0.83 per cent carbon) separated its excess cementite (iron carbide) along very extended dendritic axes. After forging the steel cake, these straight axes gradually changed into a wavy or mottled macrostructure so characteristic for damascene steel.

The high degree of elasticity and the marked absence of brittleness find their explanation in the microstructure. Belajew's microphotographs<sup>66</sup> of original Persian damascene steels as well as Anosoff's reproductions show the cementite bands broken up into extremely fine globulites or spheroids of cementite. This kind of structure has not the brittleness of ordinary hypereutectoid steel with its pike and needle-like cementite structure. Modern techniques in steel production likewise aim at globular (spheroid) structures in certain steels. This shows that the Indian and Persian damascene steels well deserve the special position in metallurgy they had for more than two millennia.<sup>67</sup>

This description of bronze and iron in Persia would not be complete without mentioning the bronzes of Lūristān, the mountainous province of Western Persia,

<sup>66</sup> N. Belajew, *op. cit.*, Plates XLI-XLIII.

<sup>67</sup> For further detail on the production of wootz and damascene see G. Pearson, "Experiments and Observations on a Kind of Steel called Wootz," pp. 322-346; J. Stodart, "A Brief Account of Wootz or Indian Steel," p. 570; and K. Harnecker, "Beitrag zur Frage des Damaststahls," p. 1409.

From about 1930 onwards<sup>68</sup> an increasing number of beautiful metal objects appeared on the antique market, coming from clandestine excavators who had found that carefully paved stone tomb pits contained gifts and tokens for the dead of an ancient culture hitherto unknown. Design and craftsmanship of the metalwork are of such high standard that the experts are all the more puzzled about the people who created this civilization. A number of objects have Assyrian writings on them, so that the dating at least is well established. A few of them belong to the period from the twelfth to the tenth century B.C.; the majority, however, to the eighth and seventh centuries B.C.<sup>69</sup> Few material cultures of the old world are as complex in style as the Lūristān bronzes. Strong influence from Assyrian, Hittite, Hurrian, and even Sxythian elements can be traced, but also many of the Persian forms of the Siyalk A and B styles are obvious. The Lūristān craftsmen must have mastered the art of bronze casting, but also the beginning of an iron technology. Most of the bronzes seem to have been cast in the *cire perdue* technique. They are elaborate in their detail, form, and ornamentation (Fig. 5), which could only have been achieved by this casting method. The horse almost shows the wax coils used in the modeling process: the same can be said about the ibex mounted pin. But the stone mold already used during the third millennium (cf. p. 4) must also have been in use for the making of some of the Lūristān bronzes. A two-part carved stone mold in the Tehrān Mūzeh Bāstān shows every detail of a richly ornamented battle axe of 1000-800 B.C. (Fig. 6). The observer should note that the mold halves have carved-out rests for a core in order to produce the hollow handle socket. Every one

<sup>68</sup> A. U. Pope and P. Ackerman, *op. cit.*, p. 14.

<sup>69</sup> E. Diez, *Iranische Kunst*, pp. 23 ff.




Figure 5 Bronzes from Lūristān, c. 1000 B.C.

of the thousands of objects which have found their way into the great museums and collections of the world is most artistically treated, be it sword, dagger, chariot pole end, rein ring, horse bit, mirror, talisman, vase, chalice, or goblet. The Lūristān metallurgist was equally good as a coppersmith. A number of copper or low tin bronzes, beaten into ceremonial drinking vessels and sword sheaths, have survived. All these are decorated with intricate *repoussé* work.

The recently discovered Treasure of Sakiz in Āzarbaijān, south of Lake Urūmiyeh, forms an important link between prehistoric metallurgy and that of historically established periods. It is a rich collection of gold, silver, and brass objects. Four different styles can be clearly distinguished: Assyrian, Scythian, Assyro-Scythian, and Medo-Iranian,<sup>70</sup> an assortment typical for the political struggle for domination during the seventh century

in that area. Gold and silver vessels were beaten thinly into beautiful shapes, ornamented with *repoussé* work. Diez<sup>71</sup> points out that similar styles in beaten metalwork belonging to this time can be found in Persia, South Russia, Siberia, and China. He agrees with other modern authors that the creators of this peculiar animal style must have been the Scythians, kinsmen of the Iranians.

The Medes, who ascended to power in Northern Persia during the seventh century, have left us little metalwork, although some of the metal objects excavated recently in Āzarbaijān seem to indicate a gradual development from Scythian influence toward a true Median style during that time. When, between 559 and 530 B.C., Cyrus the Great had unified the Median and Persian kingdoms, the first




Figure 6 Stone Mold for a Battle Axe from Hasanlū/Āzarbaijān, c. 1000 B.C. *Mūzeh Bāstān, Tehrān*

supranational empire came into existence, which reached its greatest extension under Darius I, the Achaemenian. By then a new phase in industrial arts had set in, raw materials came from all parts of the empire, and craftsmen from other countries worked at the palaces in Susa and Persepolis. This new development is best illustrated from

<sup>70</sup> R. Ghirshman, *Iran*, p. 107.

<sup>71</sup> E. Diez, *op. cit.*, pp. 23 ff.

the text of the Susa foundation charter,<sup>72</sup> which refers for example to metals: "... Gold has been brought from Sardis and Bactria and has been treated here... the silver and copper were brought from Egypt... the goldsmiths who worked the gold were Medes and Egyptians..."

The excavations of Achaemenian, Parthian, and Sasanian sites by French, German, and American archaeologists have brought to light an enormous wealth of objects of a rich material culture which now fill the museums of Europe, America, and, above all, the Mūzeh Bāstān of Tehrān. They include bronze and iron arms, bronze horse bits, chariot fittings, tools, jewelry, sculptures, gold and silver dishes, vessels, and "builder's hardware" for the palaces.<sup>73</sup> A new metal appears for the first time during this period, namely zinc, not yet in its metallic form but alloyed with copper as brass. Southern Persia is particularly rich in zinc ores: the main deposits are between Isfahān and Anārāk in the Kūh-e Bānān mountains north of Yazd. Here Marco Polo saw the important "tuttia"<sup>74</sup> factories at Cobinan (his spelling for Kūh-e Bānān). *Tūtiyā* is obtained from finely ground calamine, which is mixed with charcoal and granulated copper, placed in crucibles, and then heated. Metallic zinc thus reduced with the charcoal vaporizes but apparently then alloys with the copper in the sealed crucibles to form brass. Brass is first mentioned during the time of King Sargon II (eighth century B.C.). Forbes<sup>75</sup> believes that the Mossynoeci or Muški, Hebrew Meshech, a people of Asia Minor, dis-

covered brass alloying and introduced it into Persia during the reign of the Achaemenians.<sup>76</sup> The Greek writer Zosimos, born 400 B.C., is familiar with its manufacture from Kadmeia of Calamine, a silicate of zinc on the one hand and copper on the other. He calls it the yellow or Persian alloy and names a mythical Persian, Papapnidos son of Sitos, as its inventor.<sup>77</sup> The Greek writer of the second century A.D. known as Pseudo-Aristotle mentions it in his *Paradoxographia*:<sup>78</sup> "... they say that the bronze of the Mossynoeci is very bright and light, not because of its tin content but on account of it being alloyed with an ore found in their country."<sup>79</sup> The Chinese chronicle *Sui-shu* (617 A.D.) refers to brass as *Tou-si*, coming from Sasanian Persia.<sup>80</sup> According to the *Kin-c'u-sai-si-ki* (sixth century A.D.), needles and girdle buckles were made of brass, the metal coming from Persia. A book on early technology, the *Ko-ku-yao-lun*,<sup>81</sup> tells us of Chinese counterfeit brass, but that the genuine *Tou-si* came from Persia and was made from natural copper and zinc bloom. The same source states that the Persians were the first to mine zinc and to alloy brass.

The Persian alchemist Al-Jāhīz (d. 869 A.D.) knew that gold could not be made from brass, and Ibn Al-Faqīh mentions that brass production was a government monopoly in Persia. He left a description of the zinc mines of Mt. Dumbāvand in the province of Kermān. Avicenna (980-1037 A.D.) knew the method of smelting brass from copper and calamine and stated that

<sup>72</sup> R. Ghirshman, *Iran*, pp. 181, 187.

<sup>73</sup> E. F. Schmidt, *The Treasury of Persepolis, Persepolis, and Flights over Ancient Cities of Iran*.

<sup>74</sup> "Tuttia," Pers. *tūtiyā*, is derived from *dūd* (meaning "smoke"), which refers to the white vapors of the sublimated zinc emanating from the crucibles during the smelting process.

<sup>75</sup> R. J. Forbes, *op. cit.*, p. 280.

<sup>76</sup> Cf. Ezekiel 27:13.

<sup>77</sup> R. J. Forbes, *op. cit.*, p. 281.

<sup>78</sup> J. Beckmann, *Paradoxographoi or Scriptores Rerum Mirabilium*.

<sup>79</sup> Theophilus Presbyter, *Diversarum Artium Schedula*, pp. 64-65, and Theophilus, *On Divers Arts*, pp. 143-144, and Theophilus, *The Various Arts*, Book III, chapters 65-66.

<sup>80</sup> B. Laufer, *op. cit.*, pp. 511-512.

the process spread from Persia to India and China. The same process is fully described by the monk Theophilus.<sup>81</sup> A further description of the smelting process is given by the Persian writer Jawharī (fl. 1225 A.D.).<sup>82</sup> The geographer Al-Dīmasqī (fl. 1300 A.D.) is the first to mention metallic zinc as coming from China, where the smelting was kept a secret.<sup>83</sup> The German physician Bontius (1535-1599 A.D.) knew about *tūtiyā* deposits near Kermān.<sup>84</sup> In modern Persian, bronze (*safīdray*) is clearly distinguished from brass (*berenj*) made from copper and from *tūtiyā*, the latter now meaning calamine only.<sup>85</sup>

Trade within the Achaemenian empire reached extensions which make it understandable that, for the first time in history, their beasts of burden had their hooves protected against the rough roads by copper horseshoes.<sup>86</sup> Trade, the unification of administration of the empire, and a systematic collection of taxes favored the general introduction of a monetary system. Croesus of Lydia had previously introduced the world's first bimetallic (gold-silver) coinage system, which was adopted by Darius<sup>87</sup> for his empire. Some of the 22,000 clay tablets unearthed at Persepolis between 1931 and 1934, which formed part of the royal accountancy, are wages lists for the building workers. These documents prove that payment in money gradually replaced payment in kind.<sup>88</sup> The

bimetallic monetary system has survived 2,500 years, considering that the U.S.A. had a currency based on gold and silver until recently.

These two metals have not been the most important ones in the past, nor have they been responsible for the material culture of the Metal Age. But with the development of monetary systems based on precious metals, these gain an importance far beyond that of their previous use for jewelry and personal ornaments. The river Hyktanis in Carmania (Kermān) is mentioned by Strabo<sup>89</sup> to be rich in alluvial gold. Assyrian texts<sup>90</sup> refer to gold deposits in Kavaḡid (Zenjān). Other important deposits are mentioned by medieval historians near Damḡān, Māshad, in the Tīrān mountains near Isfāhān, and near Taht-e Sulaimān in the western oil fields. In recent years Schranz<sup>91</sup> discovered reef gold in the copper mines of Anārak. Subsequent working of the reef proved to be disappointing and has since been abandoned.

Since the greater part of the gold worked in the past has been alluvial gold, there is only the refining process to be mentioned, as the mere melting of gold did not offer any difficulties to the Persian metallurgist used to the melting of bronze for so many centuries. The cupellation process that separates the precious from the base metals with the aid of lead added to the melt and subsequent oxidization of both lead and base metals must have been known for a long time, since most gold and silver objects of antiquity show a high degree of purity. The modification of the cupellation, the chlorination of the silver from the gold-silver alloy obtained by lead cupellation, was already known in the

<sup>81</sup> Theophilus Presbyter, *Diversarum Artium Schedula*, pp. 64-65.

<sup>82</sup> P. Schwarz, *Iran im Mittelalter nach den arabischen Geographen*, p. 252.

<sup>83</sup> R. J. Forbes, *op. cit.*, p. 284.

<sup>84</sup> *Ibid.*, p. 271.

<sup>85</sup> *Tūtiyā* migrated with the metal to China as *Tou-ti*, to Spain as *atulia*, still with the Arabic article, to Portugal as *tulia*, to France as *tutie*, to Italy as *tuzia*, and to England as *tutty*. Persian *berenj* is found in Kurdish (*pīrinjok*) and Armenian (*plinj*).

<sup>86</sup> R. Ghirshman, *Iran*, p. 187.

<sup>87</sup> *Ibid.*, p. 181.

<sup>88</sup> *Ibid.*

<sup>89</sup> Strabo XV, 2.14 cap. 726.

<sup>90</sup> R. J. Forbes, *op. cit.*, p. 150.

<sup>91</sup> Dr. Ing H. Schranz, Report to the Department of Mines, Tehrān, 1937.

second century B.C.<sup>92</sup> and is still practised to this day by the bazaar goldsmith.

Silver and lead are both obtained from the same mineral, viz., galena, of which Persia had rich deposits in historical times. Ancient writers mention silver-mines of Bactria and Badakšan.<sup>93</sup> Herodotus<sup>94</sup> says that Darius obtained his silver from Cappadocia and Carmania. Marco Polo,<sup>95</sup> Abulfeda, and Ibn Hauqal mention silver and lead mines of Badakšan. The Chinese historian Hiuen Tsang (seventh century A.D.) praises the quality of the Bactrian silver.<sup>96</sup> The Abbasid caliphs had silver and lead mines in Fārs, Horāsān, and Kermān.<sup>97</sup> Kermān bronzes, containing approximately 10 per cent silver, have a special reputation for hardness and wear resistance. They are still used for making certain forming tools, such as minting dies, used for the striking of coins. When searching for antique coins in 1937 the writer was offered, by a Širāz coppersmith, some coins that obviously had been minted a few days before. When hard pressed, the coppersmith produced an original, much used, set of minting dies for coins from one of the Persis principalities of the twelfth century. An analysis of both parts of the die set revealed that it contained copper, tin, and silver in the proportion of 74:16:10.

After the downfall of the Achaemenian empire after Alexander the Great's conquest, the Macedonian's successors, the Seleucids, capitalized on the unity within the civilized world under Hellenism. They controlled the great crossroads between India and China on the one hand and the Mediterranean on the other. Persia ex-

ported iron, copper, tin, and lead from state-owned mines<sup>98</sup> and profited from the Indian steel transit trade. During the reign of the Parthians (250 B.C.–224 A.D.), Rome became an increasingly important economic factor in metal trade that covered Persia's own production and the continued transit from India. Parthian silver coins must have been minted in immense quantities. When the writer lived in Persia before World War II the tetradrachms of the Parthian time were still accepted as currency in remote districts, solely on their silver content.

The succeeding dynasty of the Sasanians (224–656 A.D.) brought about a revival of the Achaemenian culture and their crafts. Metal products of the Sasanian time found their way into Europe during the Dark Ages, mainly via Byzantium, and have influenced our own working techniques, as will be shown in later chapters of this survey. What we know as Islamic art is essentially based upon Sasanian tradition and craftsmanship. The caliphs in Baghdad, the Mongol and Turkish conquerors, and the Safavid emperors all based an important part of their economy on the working of metal mines and supplied the craftsmen of the country with material to be converted into valuable goods for export and home consumption. It is safe to assume that the working techniques in the mines have been the same through the centuries until the arrival of Western experts during our own time.

#### Ore Mining and Metal Smelting

Although the sinking of vertical shafts and horizontal tunneling are ancient Persian techniques, used for the country's underground water supply probably for millennia, these methods were not, as one would expect, applied to mining. The

<sup>92</sup> E. J. Holmyard, *Alchemy*, p. 41.

<sup>93</sup> E. Mackay, *The Indus Civilization*.

<sup>94</sup> Herodotus, *The Histories*, v. 49.

<sup>95</sup> Marco Polo, *The Travels of Marco Polo*, lxxiv.

<sup>96</sup> Si-Yu-Ki, *Buddhist Records of the Western World*, Vol. 2, p. 278.

<sup>97</sup> R. J. Forbes, *op. cit.*, p. 189.

<sup>98</sup> R. Ghirshman, *Iran*, p. 420.

common practice was to "follow the lode" (*dombāl-e rageh raftan*). 'Alī Zāhedī, a mining foreman of Anārak, in his seventies, told the writer that he had been in the mine since he was ten and that not until 1935 was a vertical shaft first sunk, when Dr. Schiranz and his team introduced it together with mechanized vertical haulage at the copper mine of Talmesī.

It is demonstrated by the many abandoned mine entrances (*dahān-e mā'dan*) on the copper mountain of Anārak that ever since prehistoric times miners (*mā'dāncī*) have first located a worthwhile outcrop of the ore (*sang-e mā'dan, mā'dani-yāl*), and then followed the lode (*rageh*), cutting it out of the surrounding rock with a miner's hammer (*čakos*) and chisel (*fūlād*), with picks (*kolang*), or breaking the ore out with heavy crowbars (*gāz-e kūh-kan*). Samples of all these tools have been found in disused parts of the mine, some going back to pre-Islamic times. The crowbars are 1½ inch in diameter and 6 feet long. Figure 7 shows the entrance to such a "follow the lode" mine.

The minerals were packed into leather bags (*dūl-e čarmi, kišeh*) tied up with leather straps (*darband*) or into leather buckets (*čibreh*) with an iron handle (*band*). Miners' assistants carried these containers, weighing about 85 pounds each, to the mine top, either following steps hewn into the sloping rock or handling them in teams from one gallery to the next if the ascent were too steep. A good deal of the gangue (*dāš*) had to be carried to the top in the same way unless there was space available in nearby disused sections of the mine.

As the miners worked themselves further into the mountain the need for artificial light and ventilation arose. The Persian miners to this day prefer an oil lamp (*čevāg*); the reason for their preference is that it is a good indicator of danger, flickering or going out when the air is foul

(*havā kašif*). There are several ways to assure a good air supply. One already known from the pre-Islamic sections of the mine and still in use is a relatively small ventilation shaft (*bādū*). It is built into the corner of the shaft and is made up of



Figure 7 Entrance to a Mine that "Follows the Lode"

earthenware pipes (*gong, sefālin*), each about 18 inches long, or of stone slabs built across the corner of a shaft, and forming a triangular duct. The miners' lamps are placed at the bottom of these chimneys; the hot air causes an updraft inside the chimney, and the outgoing air is replaced by fresh air coming down the shaft. Another method of ventilation was the connection of a previously worked shaft with a new one, thus causing a cross draft, often reinforced by lighting a fire in the inclined old shaft. Still another way of getting fresh air into the mine was the building of so-called wind catchers (*bād-gīr*, Fig. 157) on the top of an old shaft outlet, thus forcing the air from the continuously blowing desert wind into the mine. The copper mountain of Anārak is studded with these wind catchers; some of them are over 60 feet high.

Where the roof of the mine is not sufficiently safe, mine props (*čūb-bastī*) have to be built in. The presence of underground water has rarely been a problem on the fringe of the Central Persian desert. When modern mining machinery began to work deeper ore strata, any underground water could be harnessed with motor pumps, and it has proved to be a boon to isolated mining communities.

There is a great variety of ores such as copper, silver, lead, zinc, antimony, and arsenic in the Anārak district. This area still yields considerable quantities of native copper (*mes-e čakoši*). Most of it contains nickel, some up to 50 per cent. Copper ores also found are carbonates, oxides, sulphides, and copper-lead pyrites.

The second important metal mined in the district is lead. There are a number of smaller mining communities not far from Anārak at Alam, Kūh-e Kahiyyār (Osbaḥ-Kūh), and Nahlak. The geographer Gabriel<sup>99</sup> gives a description of life in such a mining village in 1934:

Here [at Nahlak] lead is mined and smelted from the ore in a primitive way and transported on camel back to Anārak in ingots of 30 kg weight. About 100 people work in the nearby mines. They are all without their families, come from Anārak, Čūpānan, Jandaq and other places and usually stay until they become victims of lead poisoning and are thus forced to give up their work. Young and old find work in Nahlak, the wages are four to seven qirān a day [\$1.70 to \$1.12]. They start work at daybreak. In the afternoon you can see the tired people coming out of the mine with their heavy picks and an oil lamp.

Many improvements have been introduced since this was written thirty years ago. The miners' homes, where they now live with their wives and children, have running water, and every family has a vegetable garden. Humans and plants are no longer

poisoned by the lead fumes because roasting the lead ores has been abandoned. The community enjoys the services of a permanent medical officer. There is no more children's work; all children are going to school. Before modernization there was no mechanical separation of the ore from the gangue. Children and young people used to help to concentrate the metal to anything from 10 to 40 per cent by hand-picking. Today, with water available, lead ores are treated in a washing section (*sang-sū'i*). All other sulphide ores have to be roasted (*falaqeh kardan*) in a roasting furnace (*kūreh-falaqeh*) before they can be reduced to metal.

Previously a good deal of the smelting (*zūb kardan*), especially of lead ores, was done on a small-scale basis. The furnaces were similar to the one shown in Fig. 3, a




Figure 3. A Lead Smelting Furnace at Anarak (photographed by M. Maczek)

hole dug into the ground with low cylindrical walls around it and charged with charcoal and lead ore. A metal tuyère (*tūleh-ye felezz*) connected the furnace with simple skin bellows (*dam-e dastī*). The charcoal fire reduced the ores to lead, which ran through a hole in the bottom of the furnace into a pit (*čāl*) in front of it, where it was left to set into ingots (*šems*) of about 10 kg weight. When private enterprise recently undertook mining on a larger

<sup>99</sup> A. Gabriel, *Durch Persiens Wüsten*, p. 61.




Figure 9. A Smelting Furnace at Anārak (photographed by M. Maczek)

scale, shaft furnaces were introduced with a capacity of 200 to 600 kg per day. These furnaces (Figs. 8 and 9) work on the same principle as the ancient ones but are operated with large double-acting concertina bellows (*dam-e fānūsi*, Fig. 10) similar to those used by the blacksmiths. Lead ore dust (*hāk-e sorb*) is mixed with



Figure 10. Bellows for the Smelting Furnace

charcoal dust (*hāk-e zoḡāl*), together with small quantities of clay (*gel-e ros*), then formed by hand into balls (*gondelah*) and sintered in a small furnace. The sintered balls are added to the ordinary ore and smelted, thus permitting utilization of the ore dust, which often amounts to 30 per cent of the output. Copper ore dust is similarly treated and smelted together with the ordinary copper ore in the relatively large copper furnaces (*kūroh-ye zōb-emes*, Fig. 11). These are operated with a



Figure 11. Copper Smelting Furnace at Dohāneh Siyāh (photographed by M. Maczek)

set of two large round concertina bellows of about 2 feet 9 inches in diameter housed in a separate building and connected to the tuyères with leather hoses (*nāyeh*). These shaft furnaces have a slag-tapping hole (*sūlāh-e dās*) and below it a hole to tap the metal (*aiyār*). The copper produced is reasonably pure. It was cast into ingots and used to be sold to the copper sheet makers of Kāshān, Iṣfahān, and Kermān.



Since the opening of the electrolytic refinery near Tehrān, all Anārak copper is sold there and the craftsmen buy it in the size and gauge required. Private mine operators pay the Department of Mines an annual fee (*uṣṛ*) for a mining license.

### Bronze and Iron Founder

Within the rigid framework of the system of division of labor, traditional in Persia, the foundryman (*riḥtehgar*) has his special place. He sells few of his products directly to the consumers, except some mortars (*hāvan*), pestles (*dasteh-ye hāvan*), pedestal lamps (*čevāg-e pā*), camel bells (*zang-e šotor*), door knockers (*dasteh-ye dar*, *dastgīreh-ye dar*), and some builder's hardware. Most of the castings are for the needs of other trades, such as fittings, handles (*dasteh*), and taps (*šir*) for the samovar maker, spouts (*dāneh*) and handles for ewers (*dasteh-ye āftābeh*), and recently also replacements for modern machinery. Because of this limitation, foundries are only in large cities where sufficient orders from other tradesmen are available to make the running of a furnace worthwhile.

The principal metals are copper (*mes*), bronze (*safīdray*, *mafrāg*, *boronz*), brass (*berenj*), nickel-silver (*varšou*), and the famous silver-bronze (*haft-jūš*) of Kermān, an alloy (*ehtelāt*, *mahlūt*) of seven metals, viz., copper, silver, tin, traces of antimony, lead, gold, and iron. It is particularly suited for the manufacture of stamping dies on account of its hardness and wear resistance. Cast iron (*čodan*) and malleable cast iron (*čodan-e qaičī*) came in the wake of Western industry, and these two are only used to make spare parts for machines, vehicles, etc. Iron casting is usually done by a foundryman who specializes in it, and in a different workshop.

None of the historic molding processes, like carved stone or the lost wax molding, are used any more. Today's molding tech-

niques do not differ much from those used in Europe in smaller foundries. In Širāz the foundryman uses a fairly pure sand (*gel*) and mixes it with cottonseed oil (*rougān-e pambek*) to obtain the necessary plasticity. In Iṣfahān a loamy sand (*šen*, *rīg*) is used, mixed with about 2 per cent of salt to make it more plastic. The molding sand is kept in a large sand box (*rīgḍān*).

The mold (*qāleb*) is made in a set of molding boxes (*darajeh*); one-half (*nar*, *qāleb-e bālā*) has a pair of location pegs and the other half (*mādeh*, *qāleb-e pā'in*) has two corresponding holes. The older type of molding box is made of wood, whereas the more modern one is of cast iron or an aluminum alloy. Each half has reinforced edges (*lab*, *zeh*) on the inside; they make the frames more rigid and at the same time prevent the sand from falling out. The molding sand is sieved over the pattern (*šakl*, *šakl-e mišālī*), first with a fine sieve (*alak*), and when the pattern is covered then the box is filled up through a coarse sieve (*kām*). The sand is solidified with a ramming iron (*bökü*, *böküb*, *küb*). Before molding the pattern is dusted with finely ground charcoal (*hāk-e zoḡāl*) shaken through the pores of a dusting bag (*kīseh-ye zoḡāl*). The molds are again dusted after removal of the patterns (Fig. 12). The resulting hollow mold (*qāleb*) may still require a core (*langar*), which is made in a core box (*qāleb-e langar*). The core is reinforced with twisted wire (*maštül*). Cores above a certain length are supported by chaplets (*dōpā*). Patterns are mainly made of brass, since most articles are cast over and over again, but occasionally wooden patterns are used.

The runners for the metal (*nāvdān*, *rāhgā*, *sar-e darajeh*) and the risers (*darajeh*) are cut with a spatula (*kār-liḡ*). Air vents (*havā-kaš*, *naḡas-kaš*) are prepared with a needle (*mīl-e naḡas-kaš*), and finally the whole mold is painted inside with a mix-



Figure 12 A Copper Founder Joining Mold Halves at Shiraz

ture of water, charcoal dust, and gum tragacanth for which a fine brush (*qalam*) is used. The molds ready for pouring are placed into a row (*bast*) and tied together either with a large clamp (*jesāri*) or with a chain and wedge (*gāz*, Fig. 13). Metals are melted in crucibles (*bōteh*, *būteh*) holding between 50 and 100 pounds. The crucibles are made of refractory clay or a mixture of clay (*hāk-e ros*) and graphite (*medād*). They are carried in specially fitted crucible tongs (*ambor-e bōteh*, *ambor-e lōg*) that have a cranked handle (*gireh*) on the one side and a carrying bar (*kamāch*) on the other. The furnace (*kūreh*) is of the beehive type with a charging hole (*sar-e kūreh*) in the front. Charcoal (*zōgāl*) has been the only fuel in the past, but recently coke (*zōgāl-e kōk*) and oil (*naft*) have come into use as well. Blast air is produced by a set of double bellows (*dam*, *dam-e dō dam*, *dam-e torafeh*) through a pair of tuyères (*lūleh*). Combustion gases escape through a flue

(*gorāz-gā*, *dūd-kaš*), and the ashes collect in an ash pit (*pas-e kūreh*). After melting (*godāhtan*, *zōb kardan*, *zoub kardan*, *āb*



Figure 13 Pouring the Metal into the Molds

*kardān*), the metal is stirred with an iron bar (*sīh*), and before pouring (*rihtan*, *rīzesh kardān*) the founder never fails to invoke God's blessing for a perfect casting by a short "*Bismillāh*" (in the name of God). After they are cooled down the molds are opened, and two assistants are kept busy with cutting off the risers (*dāvājah borīdan*, Fig. 14) and filing away (*souhān-kārī*) joints, air vents, and burrs.



Figure 14 Founder's Assistant Cutting off the Risers

### Coppersmith, Brazier, Tinsmith, Oven Maker, and Tinner

#### *Fine Metalwork in the Past*

By the beginning of the ninth century the majority of the Persians had become Moslems. Islam became a new inspiring force. Persian influence in arts and crafts, blended in Baghdad with Byzantine elements, spread over the whole of the

new Islamic empire<sup>100</sup>—over the Middle East, as far west as Spain, over Central Asia as far east as the frontiers of China, and to India in the south. In turn, Persian art was enriched by styles and methods of the countries it had influenced so much. The sponsors for the arts were in the first place the worldly rulers, but political power was seldom stable for any length of time, and we find the creation of new centers for the arts in the wake of the shifting political power, from Baghdad to Bohārā, Samarkand, and Gaznā in the east to Ray and Nīsāpūr in the north, to Marāga, Tabrīz, and Sulṭāniyeh in the northwest, back to Samarkand, to Ray, again to Tabrīz, from there to Qazvin, Iṣfahān, and Šīrāz, finally to Tehrān. In all these centers the arts and crafts flourished for centuries afterwards, thus favoring a wide spread of culture.

The range of metal objects comprises trays, salvers and platters, bowls, cauldrons and dishes, ewers, jugs and mortars, lamps and candlesticks, incense burners, mirrors, and many other utensils. There is a wide range, too, in the working techniques. The objects may be cast, beaten, wrought, cut, pierced, or drawn from metal. The decoration may be applied by engraving, chiseling, damascening, by inlay, embossing, or solid relief, open lacework, niello, enamel, incrustation, or gilding.

Although inlaid or incrustated metal had already been worked from the second millennium B.C. on, it became fashionable at the beginning of the thirteenth century, simultaneously with the arrival of the Mongols. The linear design was chased into the metal with a punch or engraved with a rowel, and a strand of precious metal was forced into the groove. Larger

<sup>100</sup> G. Wiet, *Histoire de l'Égypte* "... la Perse fut donc la grande éducatrice des musulmans et non seulement dans la domaine de la littérature, mais dans ceux de l'art et de l'administration."

areas were recessed, and the raised edges were hammered down to grip a piece of silver or gold inlay. One of the finest specimens of Persian art in this technique is the Baptistère de Saint Louis, which came to France during the Middle Ages and is now in the Louvre. Incrustation is *al-ajam* in Arabic, from *ajami*, meaning "Persia," indicating from where the Arabs learned the technique, which they later spread as far as Morocco.

The scientists and the engineers had most of their instruments made in brass. The most famous of them are the astrolabes of the astronomers, navigators, and surveyors. The spherical astrolabes *asturlāb-e kūnī* had the stars represented by inlaid silver pieces of varying sizes according to the brightness of the stars, and had the constellations engraved on the base metal. The *linga* astrolabes *asturlāb-e hāfī* show amazing accuracy and precise gradation, even by modern standards. Fig. 17.




Figure 17. A Persian Astrolabe

Figure 16. A Coppersmith's Stall at Isfahan





Figure 17. A Furnace for Melting Copper at Sirāz.

#### Present Day

Most visitors to a Persian bazaar are impressed by what they see at the stalls of the coppersmith. Here is traditional craftsmanship at its best. Figure 16 shows the master coppersmith and his assistant in the midst of their products, doing their work in dignity while the noises of the great bazaar of Isfahān pass in front of their workshop.

#### Copper Sheet Maker

Before the arrival of factory-rolled copper sheet, the large centers of copper-smithing such as Kāshān, Isfahān, Sirāz, Kermān, and others had a specialized group, the sheet makers (*godāzāndeh-yē mesgarī*). In smaller communities sheet making was done by the coppersmith

himself. The sheet maker either bought the ready cast ingots (*sem, suns*) from the metallurgical center of Anārak or melted scrap metal into ingots himself (*godāzāndeh* actually means "melter"). For this purpose he used a furnace and crucibles similar to those used by the foundry man (q.v.). He lifted the crucibles out of the furnace with special tongs (*ambar-e kaj*) and poured the metal into ingot molds (*rijeh*). His main work was to beat the ingot into sheets. This beating out (*čakos zadan, čakof-kārī*) was done with the aid of one or two strikers in two distinctly different operations, viz., first to stretch the metal (*vāčīdan*) with the peen of the stretch hammer (*čakos-e kaj*), and then to smooth it out (*šāf kardan*) with a flat hammer (*čakos-e čārsū*). By this time the metal was

no longer malleable (*čakoš-hvor*) and had to be annealed (*dast afšār*). These processes were continued until the right size and the required thickness were reached. The sheet maker aimed at beating the metal as close as possible to the shape needed by the coppersmith.

During a visit to Persia in 1963 the writer observed a revival, or was it survival, of this ancient trade, though in a modified, more modern version as an ingot foundry (*zoub-kāri*) combined with a rolling mill (*kārḥāneh navard*). This shop is situated in the heart of the Shirāz coppersmith bazaar. The millowner buys all the copper scrap from his clients at a rate of 22 rials (about 30 cents) per kg and adds raw copper ingots as he needs them. He melts the metal in large crucibles in an oil-fired under-floor furnace (*kūrēh-zoub*, Fig. 17). While the metal is melting, several

cast iron flat ingot molds are assembled on the floor of the mill (foreground, Fig. 17) and the metal is cast (*rihtan be qāleb*). After they are cool, the ingots are handed over to the rolling section (*navard-kāri*, Fig. 18). The ingots are rolled out (*navard sōdan*) into strips (*mes-e navard*) to a width of 18 to 20 inches with one or two annealings (*tābīdan*) in the flue of the furnace. The clients order their sheets according to gauge and size. Rectangles are cut off the strips for side walls of vessels, round pieces (*gerdeh*) for the bottoms. In this way the client has only a minimum of reject material but is paying 70 rials (\$1.00) per kg for the rerolled and ready-cut copper.

The writer could not establish how many of these rolling mills are working. Where they do not exist, the coppersmiths buy copper sheets from the Tehran refinery or imported ones.




Figure 18 Copper Rolling Mill in the Shirāz Bazaar



Figure 19 Stretching the Copper

### Coppersmith

The main products of a coppersmith (*mesgar*) are vessels of various sizes and shapes. Smaller ones are beaten (*čakoš-kārī*) out of one piece, often to great depth, by stretching (*bāz kardan*) with annealing after each pass (Fig. 19). Larger objects are often beaten in the same way out of one round sheet (Fig. 20), an operation requiring great skill; alternately, the vessels are made up of two parts: first a




Figure 20 Beating a Large Vessel from a Round Sheet

flat sheet (*šafheh*) is bent (*šafheh gerd kardan*) into a cylindrical mantle, then a round sheet (*gerdeh*) has its rim (*bon*) turned up by hammering (*čakoš hvardan*) and is beaten mildly hollow (*goud sodan*) with a flat, square-faced hammer (*čakoš-e čahār-sūk*, Fig. 21). The joint is a toothed seam (*darz-e dandāneh*), a kind of dovetailed joint. To make it the coppersmith cuts teeth (*dandāneh vīdan*) all the way around



Figure 21 Beating a Dish Hollow

the joints approximately  $\frac{3}{8}$ -inch square. The two edges are then joined (*hiām kardan*) in such a way that one tooth fits into a gap on the opposite side. Hard solder (*lahīm-e noqreh*) and borax (*taneh-kūr, tangār*) are applied and the whole is heated to soldering temperature in the open forge (*kūreh*). In the subsequent beating out of the metal the joint becomes perfectly flat. All one can see is a silvery zig-zag line from the different color of the solder, but it is a reliable joint. A folded or overlapping joint was not known until recently, hence its name "foreign joint" (*pič-e farangī*). Some coppersmiths can make a copper weld (*mesjūs*) in the open forge without using any solder. With the arrival of the oxyacetylene torch this art of welding (*jūs kardan*) has almost died out.

For the shaping of his work the coppersmith has a series of anvils (*sendān*) of different shapes driven into the ground or

placed onto wooden stocks (*kondeh-čub*). To name some of them: *taht*, *sendān-e taht* is a large anvil with a flat top, about 6 inches square; *nīmrāh*, *sendān-e motavasset* is likewise flat but only 3 inches square (background, Fig. 22); *sendān-e kāseh-mih* is a flat, round anvil; *niqolvar*, *mihqolvar* are anvils with curved tops (foreground, Fig. 22); *sendān-e lab-gardān* is an anvil used for the turning over (*lab-gardān*) of

doubled edges (*lab-gardān*). A peculiar type of snarling iron for hollow objects, the *nā-nā-lāreh, mih*, combines a secure position for the anvil with a comfortable seat on a wooden fork (*čūg*) for the smith (Figs. 23 and 24). The many operations in the completion of a copper vessel require a set



Figure 22 Shaping a Copper Vessel




Figure 23 A Snarling Iron



Figure 24 A Coppersmith Sitting on a Snarling Iron (right)



of different hammers; here we have a flat hammer (*čakoš-e čārsū*), a round-faced flat hammer (*čakoš-e damgerd*), a ball-pointed hammer (*čakoš-e sinehdār*), a peened stretch hammer (*čakoš-e kaf, čakoš-e dambārik*), a double-ended edging hammer (*čakoš-e dōbahri*), a riveting hammer (*čakoš-e miṭraqeh, parēkon*), a wooden mallet (*čakoš-e čubī*) and, finally, a handleless hammer, a kind of flat, hardened iron (*qāleb-e taneh*) that is much used for the planishing (*yāf kardan*) of surfaces in the final pass (Fig. 25). For cutting metal there are tin snips



Figure 25. Hammers and Planishing Iron

(*gāz, qāci*). Figure 26 shows one which has one handle (*dasteh*) flat to place it firmly on the ground for cutting; the other handle has a hook (*mih*) for easy lifting after a full cut. The snips have hollow ground cutting edges (*tigeh*). This shape is only now coming into use in Western countries.

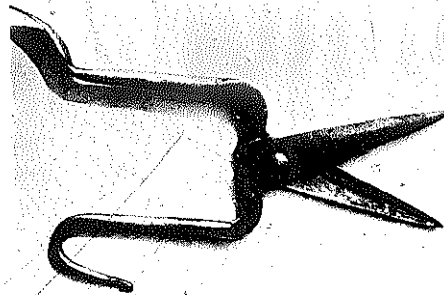


Figure 26. Tin Snips

Whether the coppersmith uses imported factory-made copper or the blank made by the sheet maker, he starts off with a material of greater thickness than that of the final product. In controlled stretching, planishing, and flanging (*labeh gereftan*) he turns it into a vessel (*tašt sodān*). Not only are the edges of larger vessels turned but also a steel wire (*maftūl*) is often beaten into the doubling (Fig. 27). Tongs (*ambordast*) allow the handling of the hot copper; tongs with a round mouth (*ambor-halqeh*) are used when the rim or flange has already been formed. Handles, spouts, and feet of vessels are often riveted on. The rivet head is formed by a header (*qāleb-e miḥparē*); holes are made with a punch (*sonbeh*). Metal wire for rivets or decorative purposes is drawn from a round ingot bar in a series of passes through a drawing die (*hadideh*) with intermittent annealing. Such wires and sometimes handles and other fittings are forged into special swaging dies (*qāleb-e hāseh*) in order to give them a pearled surface. All round articles are beaten into shape to such a degree of accuracy that they can afterwards be put onto a scraping and polishing lathe (*zarbgāh-e carh, carh-e dūcāl*) to give them the final smooth and polished surface.

The wooden frame of the polishing lathe (Fig. 28) carries a bearing (*dōpā*) on one side of a movable crossbar *kūleh* in which the iron axle *mil-e tavaq* of a wooden mandril (*čub-e tavaq*) is running. The crossbar is adjustable by pegs (*mil-e darajeh*) in a row of holes (*stārah-e darajeh*). A dead center (*morgak*) is on the other side of the frame. The wooden mandril has a double purpose; first it supports the article to be turned, which is pressed against it by the dead center; second it takes the bowstring (*zeh*) of the fiddle bow (*kamāneh*) that is moved back and forth by the operator, thus turning the mandril. For heavier work the bow is replaced by a leather belt (*dūcāl*), which is pulled by two men in



Figure 27 Coppersmiths Planishing (left) and Flanging (right)

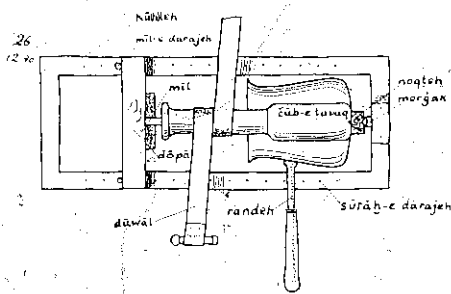


Figure 28 A Polishing Lathe

such a way that the belt is tight in the one direction in which the lathe works and slack on the return movement. A polishing lathe reconstructed after the description of Theophilus (about 1125 A.D.)<sup>101</sup> has many features similar to the one still used in Persia.

<sup>101</sup> W. Theobald, *Technik des Kunsthandwerks im zehnten Jahrhundert*, p. 444.

Turning Tools (randeh)

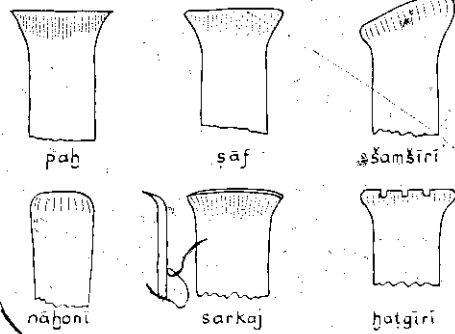


Figure 29 Turning Tools

The turner holds the scraping tools (*randeh*) on a supporting bar. A number of differently shaped tools (Fig. 29) enables him to follow the varying forms of the objects to be scraped. The scrapers are kept sharp on a honing stone (*sang-e rūmī*). The final polish (*pardāht*) is obtained by applying an abrasive, a kind of

natural emery (*hāk-e āgor*) that is mixed with poppy seed oil (*rougan-e hashās*) and applied with a felt pad (*namad*).

All copper oxides that become available during the heating and beating operations and the copper shavings (*rands*) from the scraping are carefully collected and sold to the potter, who uses them for the coloring of his glazes.

The more common products of the coppersmith are cooking pots and kettles (*dīg*) with their lids (*sar-e dīg*), large rice strainers (*palāyeš*, *ābkeš*), water decanters (*tong*), and many different trays (*sīnī*). A speciality of some coppersmiths is the manufacture of large copper boilers (*tūn-e hammām*) for the public bath (*hammām*). They are made of large heavy-gauge copper sheets, riveted together and afterwards soft-soldered (*lahīm-e qal*) to make them watertight. In smaller communities the coppersmith does all the sheet metal work available, apart from the standard products outlined above. He works in brass, tin plate, and even in iron sheet metal. In larger centers, however, certain products and certain metals are handled by specialists. These are the brazier, the tinsmith, and the oven maker.

#### Brazier

The brazier or brassworker (*davāt-sāz*, *davātgar*, *nī-i-gar*) works mainly in brass, but often in nickel-silver, when he is called *varšou-sāz*. The names *davāt-sāz* and *davātgar* are derived from the old writing set (*davāt*), a combination of an inkpot and a container for pens and penknife. These sets, often elaborately decorated, have now given way to the Western fountain pen. The main product of the brassworker is now the samovar, a kind of tea urn that came from Russia during the nineteenth century together with the habit of tea drinking. The popular beverage before its arrival was coffee; a tea house is still called

*qahveh-hāneh*, i.e., coffee house. The brazier still makes a smaller type of coffee urn (*qahveh-rīzī*) and an even smaller coffee pot (*qahveh-jūs*), sometimes called *kebrī*. Another standard product of the brassworker is the charcoal brazier (*manqal*), so popular for room heating in winter and for cooking small meals. Its frame consists of a number of plain or embossed brass strips forming a polygon, lined with fire clay bricks and with cast brass feet under the corners. A special type of *manqal* is sometimes made with a grill above an ash tray. It is called *manqal-e bohārī*, i.e., stove-brazier, or *manqal-e farangī*, foreign brazier. It is actually a transition between a brazier and a Western type stove. It needs less fanning and is often used by the bazaar cooks. Little cooking stoves heated with charcoal (*tābeh*, *tāveh*) are likewise made by the brazier.

The products mentioned so far are of a rather utilitarian nature, but the skill of this craftsman is shown in the making of large and small trays and salvers (*sīnī*, *na-lakī*) used in the household for many purposes. The better ones of these trays are embossed or engraved, showing ornaments or writings. This kind of work is usually done by another craftsman, the engraver (*qalamzan*). The most valuable ones are silver and copper encrusted.

Since the rules of the Qor'ān require the Moslem to clean himself with water after an answer to a call of nature, there is always a special water can (*āftābeh*) near the toilet. The common ones of these spouted cans (Foreground, Fig. 16) are made by the coppersmith, the better ones by the brazier. He makes a larger variation of this can as well, actually a set consisting of a ewer and a hand-washing pan (*āftābeh-ō-lagan*), the latter having a depression in the center covered by a brass sieve (*kafgīr*). This set is used at mealtimes. A servant holding the pan (*lagan*) in one hand pours water from the ewer over the

diner's hands between courses. Metal flower vases (*goldān*), ash trays (*zīr-e sigār*), milk jars (*sīrdān*), decanters (*tong*), spoons (*qāsuq*), and forks (*čangāl*) are other products of the *davāl-sāz*.

So far as the brazier's tools are concerned, they are essentially the same as those of the coppersmith. He has a few special anvils, e.g., an angled round snarling iron (*mūs-borīdeh*), a craned snarling iron (*šolor-gelū*, background Fig. 30),



Figure 30 A Samovar Maker Beating Nickel-Silver at Borūjerd

a heavy anvil rammed into the ground (*qolvār-būzā*), a similar one but smaller with a flat face (*mīh-nīneh*), and a medium one in a stock (*qolvār-vasal*). For this kind of work all hammers are well polished and have slightly curved surfaces; one is *šīch-dār-čārsū*, with a square face; another is *šīch-dār*, having a round face; and *šīch-dār-dokmeh* is a hammer with a small, pointed, button-shaped face.

The busy braziers of Isfahān and the famous samovar makers of Borūjerd in Lūristān even have two other independent craftsmen working for them, the brass finisher (*souhān-kār*) and the brass polisher (*pārdāht-kār*, *ferīeh-kār*). The finisher buys the raw castings for the brazier's hardware from the foundry, e.g., handles for the samovar (*dasteh-samōvar*), the tap (*šīr*), the samovar base (*koršī*), the feet for the base

(*zīr-e koršī*), steam valves (*bohār-kaš*), ewer handles (*dasteh-āftābeh*) and many other parts. The finisher works in the brazier's bazaar, sits behind a filing block, and has to file (*souhān kardan*) the castings smooth, drill the riveting holes with a bow drill (*māteh-kamāneh*), prepare the rivets (*mīl, pič-āmoreh*), and cut the threads (*pič kardan, pič tarāšīdan*) with a cutting die (*hadīdeh*). The work is then handed over to the brazier. He is more skilled in hard soldering (*jūs dādan, laḥīm-e-noqreh-dādan*) than the coppersmith. He has several sizes of brazing furnaces (*kūreh*) in his workshop, the smaller ones in pot form that obtain their blast air from skin bellows (*dam-e dūlī*) of the same type as described by Theophilus.<sup>102</sup> To obtain the leather for the bellows a goat is skinned starting from the tail, the skin pulled over the head without slitting it along the belly. After it is tanned in tallow to make it soft and pliable, the four leg ends are tied up, and the neck is fitted over the blow pipe of the furnace. The slit rear end is fitted with two wooden slats (*čāb-e dam, čūg-e dam, panjeh*) about 12 to 15 inches in length, having two leather loops for thumb and fingers of the operator's hand. When using them, the brazier's assistant opens the slats widely, lifting the skin at the same time, thus letting as much air in as possible. Upon reaching the end of the intake stroke he closes the slats tightly and moves the whole skin close to the blowpipe (*sar-e dam*), pressing the air into the furnace. It is amazing to see how skillfully small amounts of air can be blown into the furnace when difficult brazing work has just reached a critical stage (Fig. 31).

The larger furnaces are fitted with the concertina type of bellows (*dam-e jānūsī*), always working in pairs for a constant air stream. The brazier pays much attention to the finish of his work by scraping it

<sup>102</sup> *Ibid.*, pp. 64, 265.



Figure 31 A Tinner Operating His Skin Bellows

carefully on the fiddle- or belt-operated polishing lathe. His toolbox includes a few more special scrapers, a round-edged scraper (*randeh-pūmbor*), a square-faced broad scraper (*randeh-taht*), and an oblique-edged scraper (*randeh-kaj*). Wherever applicable he also brings his work to a bright shine (*pardāht*) with Tripoli sand and iron oxide powder (*hāk-e ros, gel-e māsi*). This work is today often handed over to the independent polisher with his buffing machine.

#### *Tinsmith and Oven Maker*

The tinsmith (*halabī-sāz*) has taken over a good deal of the work that used to be

done by the coppersmith, the reason being that cheap tinfoil from empty petrol containers is available, and also that imports of rolled tinfoil from overseas have increased. Apart from a lot of work in tinfoil (*halabī*), the tinsmith also uses galvanized iron (*ahan-e safīd*), and his range of work is similar to that of a Western sheet metal worker. Here are a few examples of his production: gutters (*nāvdān*), down pipes (*tūleh-nāvdān*), iron-clad roofs (*širvāneh*), ridge sheets (*tōreh*) of these roofs, hardware for the household like spraying cans (*ābpās*), buckets (*satl*), storage containers for drinking water (*saqqā-hāneh*), kerosene cans (*āftābeh-naft-dān*), funnels (*qif*), and many others, often simplified copies of Western industrial products.

In most communities the tinsmith also makes stoves and ovens (*bohāri*). With the increasing availability of cheap hard coal they are replacing the charcoal-operated braziers. These ovens are made in black sheet metal, and the lower parts are lined with bricks. The tinsmith makes the stove pipes (*tūleh-ye bohāri*), the elbows (*zānū-ye tūleh*), and the oven bases (*zūr-ye bohāri*). In large cities the oven maker is a specialist and is then known as *bohāri-sāz*. Lately, since the government banned the ruthless cutting of trees for firewood and charcoal making, kerosene and fuel oil have come into widespread use, and a variety of efficient room and water heaters operated with these fuels are now produced by the oven maker.

Most of the tools of the tinsmith are similar to those of the coppersmith and the brazier. Typical for the tinsmith, however, are large-horned anvils (*zendān*) and a set of sheet metal rollers (*halabī-hankon*) for rolling the plate into cylindrical or conical shapes. This device has exchangeable rollers (*tūpi, qāleb*) for beading, flanging (*labeh gereftan*), and round cutting. The tinsmith does his soldering with soft

solder (*lahim-e qal'*). He uses a soldering iron (*ahan-e lahim, houviyeh*) which, unlike its Western namesake, is made of wrought iron and not of copper. The iron is heated in a small pot forge with skin bellows; the solder, a mixture of tin and lead, is kept in a dish (*tabaq*) on top of the forge. To clean the surfaces of the joining parts and the edge of the soldering iron the tinsmith uses sal-ammoniac (*nešādor*) applied to the pre-heated surfaces.

### Tinner

Copper and brass vessels used for food preparation are tinned with pure tin (*qal'*) from the inside. This is done by a special craftsman who does this work for the coppersmith and the brazier in contract or takes worn copper or brass vessels from the public for retinning. In larger towns the tinner (*safid-gar, saffār, qal'-gar*) have their stalls not far from the coppersmiths' but in the villages the tinning is either done as a side line by the coppersmith himself, or a traveling tinner may visit the open market from time to time, setting up his working place under a tree. Such a tinner's equipment is most simple. A small hole about 15 inches in diameter and 12 inches deep, dug into the ground, forms the furnace. A long iron nozzle (*lūleh*) reaches the bottom of the hole; skin bellows (*dam-e dāsti*) are attached to the other end of the nozzle. Not far from the furnace, near a wall in the bazaar or under a low branch of the tree the tinner has a second hole (*čāleh*) in the ground. It is shallow and filled with sharp river sand (*šen*) and gravel (*rīg*). The vessel to be tinned is cleaned (*tāmīz kardān*) in the following way: The tinner or his assistant (*šāgerd*) fills it partly with the sand and gravel mixture, then he places it in the gravel-filled hole, stands with his bare feet inside the vessel, and holding himself on a beam or a branch of the tree he rotates the vessel swiftly with

his feet so that the gravel will clean it efficiently from inside and outside (Fig. 32).

After the sand and dirt are washed off, the vessel is mildly heated over the furnace. When a cotton pad (*pambeh, dast-pambeh*) just begins to scorch, a mixture of pure tin and sal-ammoniac is applied with the pad. The vaporizing sal-ammoniac produces a metallically clean surface, the tin melts, and under constant rubbing of the pad an even distribution of the tin over the whole vessel is achieved. Larger vessels are moved over the forge until tinning is completed. During this operation the tinner holds the vessel with a pair of tongs (*ambor-e safidgari*). If the vessel has a wide rim, special open-mouthed tongs (*halq-ambor*) are used (Fig. 33). The tin is bought in the bazaar in the form of large sheets (*varaq, varaqeh-ye qal'*) or in sticks (*šemš, šemšeh*).

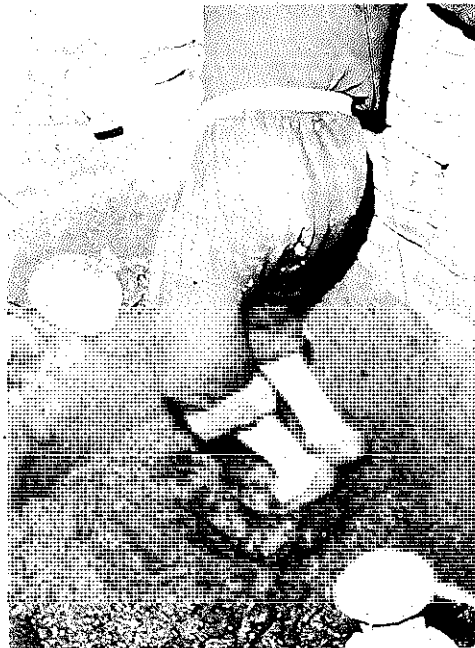


Figure 32 A Tinner Cleaning a Copper Vessel




Figure 33 A Tinner Heating a Vessel over the Forge and Applying Tin

### Jeweler, Goldsmith, Silversmith

As in many crafts the demarcation line between related branches is not well defined, so it is in this group of craftsmen handling precious metals. In larger cities, the jeweler (*javāhir-sāz*) makes jewelry and personal ornaments only, whereas the goldsmith (*zargar*) and the silversmith (*noqreh-sāz*, *noqreh-kār*) produce other objects in gold and silver respectively, such as snuffboxes (*qāfi-lūtūn*), cigarette cases (*qāfi-sigār*), sugar bowls (*qandān*), tea glass holders (*jā-estekān*), drinking glass holders (*jā-livān*), flower vases (*goldān*), dishes (*kāseh*), trays (*sini*), and many other things. In smaller communities one man, the goldsmith, is the only craftsman in precious metals. The jeweler's work comprises the usual ornaments, bracelets (*dastband*), necklaces (*gelūband*), amulet containers (*bāzūband*), rings (*angoštar*), garment pins (*sanjāq*), and chains (*zanjir*), to name only a few. The magnificent rhinos, goblets, dishes, and jewelry from Achaemenian, Parthian, and Sasanian times, brought to light by the archaeologists, show that the goldsmiths of Persia were already masters in their craft thousands of years ago. But it is felt that their work should not be described here as it is adequately treated in a number of art histories. A rather

original survival from the past seems to be jewelry worn by the women of the various nomadic tribes, the bracelets and pendant plates of the Turkomans, and the wrought silver ankle rings of the Bahtiyāri, Qasqā'i, and other tribal people. Either they are made of thin silver plate and richly embossed or, as in the case of the Turkoman jewelry, the silver base is plated with soldered-on gold sheet. Peculiar effects are obtained by partly cutting away the gold so that the silver base comes through (Fig. 34), or the gold sheet is embossed from the rear before it is soldered on. Many of these pieces of jewelry are encrusted with semi-precious stones, especially carnelians and turquoises (Fig. 35). Another feature of this type of jewelry is the use of coins or imitation coins suspended from pendants and brooches. In other cases the suspended objects are flowers, hearts, fishes, or little balls with granulation soldered on. Most




Figure 34 Turkomān Jewelry

of these ornaments are made of sheet silver, beaten into dies, and then the two halves are soldered together. An unusual technique is applied in the making of some ankle rings and bracelets. They are forged of pure silver approximately 0.3 mm thick, hollow inside, then filled with a mixture of hot pitch and resin, and finally after they are cooled down the surface is embellished by embossing from the outside. Another




Figure 35 A Turkomān Bracelet

technique for which the Persian jeweler is known is filigree work (*melīchکاری*): the term *melīch* applies also to fine gold and silver thread for textile work. In Northern Persia, particularly in Fehrān and Tabrīz, niello work (*savād-e sorb*) has become quite popular, probably under Russian (*Tula*) influence during the last century. Colored glaze enamel (*mīnā*) has been made in the south, especially in Isfahān, since the time of Šāh 'Abbās.

Objects in precious metals are often bought as investments. Their possession is a mark of prestige for the owner, and they offer him security in times of war. The jeweler's customer is therefore much concerned with the purity of the metal. If the craftsman does not do his own refining (*qāl-kardan*) he buys his metals from a reliable refiner (*qālgār, qāl'ī*) who in turn obtains scraps, filings, and melting ashes from the goldsmith. The age-old cupella-

tion process is still in use. Since the quantities of gold and silver to be refined are usually not excessive, crucibles (*būteh*) are used that are lined with a mixture of wood ash (*hākestar*), sand (*šen*), and ground potsherds. Lead is melted into the precious metal, and the dross that forms on the surface and contains all the base metal impurities is continually removed by scraping it over the edge of the crucible until the molten precious metal shows a brightly shining surface (*yūrat*). If gold is to be refined, salt is added to the alloy after the completion of the cupellation. The salt is stirred into the metal, and dross forming on the surface is scraped over the edge of the crucible as before, until all traces of silver are removed. Fine gold (*zar-e ayl*) and fine silver (*noqreh-ye he-zār, noqreh-ye qors*) are then tested on the touchstone (*mīhakk*) with acid (*tī-zāb*).<sup>103</sup> The metals are weighed, and in order to obtain an alloy of a specified quality the required quantities of base metal (*bār*) are added. The whole is remelted, cast into ingots, and beaten out to the required shape and thickness. Smaller pieces of gold and silver are rolled on a small locally-made, hand-operated rolling mill. The mill (*čarh*) has two smooth rollers (*mīl*) that fit into a housing (*davāzch*). Two bronze bearings (*bālīstak*) are fitted into this housing and adjusted with two screws (*plū*). A handle (*dasteh*) is directly connected to one of the rollers. The craftsman of today prefers rolling the metal (*čarh gardāndan*) to the rough beating on the anvil.

The gold- and silversmith prepares his own hard solders (*lahīm-e noqreh*) by adding copper and zinc to the precious metals to reduce the melting point. They are fully aware of the effects of these alloying elements and keep a series of solders with graded melting points that they use at the

<sup>103</sup> *Ibid.*, pp. 73, 84.





Figure 36 A Silversmith Working at a Beaked Anvil



Figure 38 A Silversmith at His Polishing Lathe



Figure 37 A Silversmith at Work (note the wooden filing block in right foreground)



Figure 39 A Silversmith Working over His Filing Dish

various stages of the work. Tools typical for the gold- and silversmith are: a beaked anvil (*sīh-e nesfehī*, Fig. 36), flat pliers (*dam-pahn*), narrow pliers (*dam-bārik*), round-nosed pliers (*dam-maftūl*), and a wooden filing block (*damāgeh*, Fig. 37). To prevent scratching of the soft material, a wooden vice (*gīr-e cūbī*) is used. Piercing of metal is done by a chisel (*qalam*) or a jeweler's fretsaw (*arreh zargārī*). The goldsmith's polishing lathe is similar in function, though smaller, to the one of the coppersmith. It is usually bow-operated (*čarh-e kamāneh*). Figure 38 shows a silversmith just taking a polished vessel off the lathe. All the craftsmen of this group, when handling precious metal, work over a leather mat (*nah*) or a large dish (*tāvag*, Fig. 39) to collect all filings (*sūāleh*) for later refining. Prior to the application of

any decorative work the goods are white-pickled (*jāsīdeh*) in hot diluted sulphuric acid (*jouhar-e gūgerd*) or in hot alum solution (*zāq*). This involves repeated heating, pickling, and brushing with pumice powder (*sang-e penz*), Tripoli sand (*hāk-e makeh*), or red oxide (*hāk-e ros*) with a coarse brush (*ferčeh*, Fig. 40). Finally large



Figure 40 Apprentices Cleaning and Pickling

surfaces are polished by rubbing them with a burnishing steel (*šaiqal*, *mišqal*), using soap (*sābūn*) as a lubricant. The man who specializes in this rather difficult operation is called *šaiqgar* or *šaiqalgar*. In communities with division of labor the semifinished goods are sent to the embosser or the engraver. The smaller gold- and silversmith does all the decorative work himself.

It has been mentioned that certain crafts, especially metal crafts, are traditionally exercised by members of ethnical groups. Significant in the jewelers' craft are the Sobbi gold- and silversmiths of Hūzistān, particularly of Ahvāz. They belong to a people who come from the marshes along the border between Iraq and Persia. They are all members of the gnostic religious group of the Mandaeans, being neither Moslem nor Jewish nor Christian, and they have a language of their own. In their villages they do no agricultural work apart from growing some fruit and vegetables for home consumption. They are the ironsmiths for the surrounding Moslem villages, and curiously enough are the musicians for festive occasions and makers of musical instruments, especially a kind of violin (*zab-bebeh*). They are also famous as boat builders.

#### Metal Embosser, Engraver, Gem Cutter, and Signet Maker

Decorative work on metal objects, mainly of gold, silver, and brass, but sometimes of copper and white nickel alloys, is executed in several techniques for which the general public uses the term *qalamzanī*, i.e., chisel-work. In the south, e.g., Sirāz, this means an embossing or chasing technique, referred to in Western books on art as repoussé. The specific term the Persian craftsman uses for this kind of work is *monabbat*, *monabbat-kāri*, or *barjesteh-kār*; the embosser is called *monabbat-kār*. It is a

plastic deformation of the metal with non-cutting, round-edged punches, hammered-in from the front of the workpiece or from the rear.

In preparation for his work the embosser, also called *qalamzan-e monabbat*, fills the object to be embossed with a hot mixture of pitch (*qīr*) and fine sand or ashes (*hākestar*) that after cooling is sufficiently hard and heavy to act as a base, yet plastic enough to give way when the embossing chisel drives the metal back (Fig. 41). For flat objects such as trays,

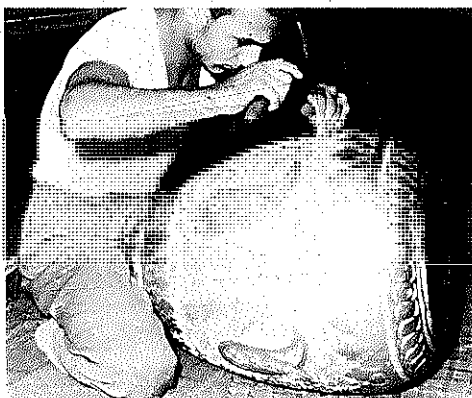


Figure 41. A Metal Embosser Working on a Vessel Filled with Pitch

salvers, and so forth, a wooden board of suitable size is covered with one or two inches of this pitch mixture, and the heated metal object is cemented onto the pitch (Fig. 42). The work thus prepared is placed on a wooden stock (*kondeh*) that in Islāhān is low and rammed into the ground. The embosser holds the work (*gīr dādan*) firm in place by a leather belt (*tasmeh*) slung around the workpiece and his knees. He works in a kneeling position behind the stock, pressing the workpiece tightly onto the stock. When necessary to move the work he just lifts one knee, thus



Figure 42 Embossers Working on a Silver Panel at Isfahān

loosening the belt. In Shirāz the stock is higher, and a sitting board is attached to it. The embosser holds the work down by placing his foot in a leather sling.

The parts to be decorated are first painted with a watery mixture of chalk (*gac*) and a vegetable glue (*serak*) that dries quickly. The design (*naqqāh*) is then drawn by pencil onto this grounding. Equal divisions of the surface, proper distances from the edge, and circles are marked with a pair of compasses (*parqat*). In Isfahān, where much work is done in large series, the design is usually drawn on paper and the outlines marked by lines of fine holes pierced (*sombek kardān*) into the paper with a needle. This pattern is placed on the chalk grounding and dugged with a bag (*kāch*) containing finely ground charcoal dust (*hāk-e soqāf*). The embosser is now ready to begin the chasing of the metal with a special embossing hammer (*dekkāse-e qalam-zanī*) that has one flat and one pointed end. There is a variety of chisels (*qalam-e manābbat*) for the different operations (Fig. 43). They are made of hardened steel (*fāzād-e hosk*).

The first operation in embossing is the chasing of the outlines (*kār-e qalam-giri*,

*nimbor*) of the design with a chisel having either a short, linear edge (*qalam-e pardāz*), or, for longer lines, a long, linear edge (*qalam-e qarīm*). For round lines a number of crescent-shaped chisels (*qalam-e naqīm*) of varying curvature is used. After all outlines have been embossed the background (*zamin*) is recessed (*kaf-tāh*, *porū raftān*) with a large flat square chisel (*qalam-e bin, qalam-e kaf-tāh*) or, for round work, with a flat oval chisel (*qalam-e hāshī; nān-zān*) is a square chisel with rounded corners. After these two operations the metal has become work hardened (*hāk-sākh*) and has to be annealed (*qāfleh* or *norm sodān*) after it has been loosened from the pitch board by being warmed over the forge, or by having the pitch melted out in the case of hollow vessels. If the work is to have a pronounced relief (*bayzāsh*), these parts are now beaten out from the rear (*bayzāsh kardān*) with a round-edged chisel (*hāshī*). For the finishing stage (*naqāz*), pitch is applied again. Outlines are corrected, shadowing lines are obtained on the surfaces (*vās*) with a serrated chisel (*qalam-e sāreh*), and the background is beaten to a uniform grain with a chisel having a small circle as a face (*qalam-e yak tā*) or for finer work with a pointed chisel *sombek*. Other special chisels (*qalam-e qarīm*) for surface finishing (*kār-e qarīm*) are: *da-tā*, showing two concentric circles; *darāhī*, with an oval face; *bādmā*, which is almond shaped; *manīr*, which is a chisel marking rows of parallel hair lines; and *gorsānāh*, which is one marking crossed lines. If any parts are to be preserved out (*manābbat*), it is done at this stage with sharp-edged cold chisels (*qalam-e nimbor*) of various sizes, straight or curved. The pitch is removed once more, and the burr (*pillā*) of the rough edges is then smoothed by filing (*souhār-kārī*). The work is annealed again and pickled, and, in the case of silver, often blackened with lamp soot and oil or with sulphur (*gāgerd*). A final polish of the silver surface brightens

the relief parts and leaves the background dark for contrast.

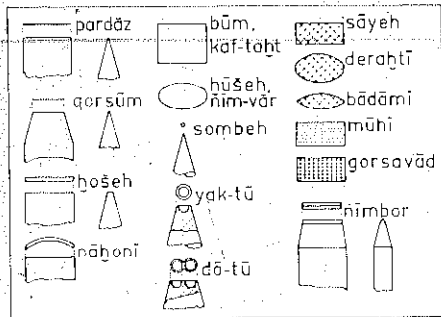


Figure 43 Working Ends of Embossing Chisels

In the north of the country, a different technique is employed, that of engraving, also called *qalamzani* in general, but *qalam-kandan*, which means digging-in with a chisel, if one wants to be specific. Here the metal is actually cut away in fine chips. In Isfahān this work is referred to as *qalam-e aksī*, pictorial chiseling. In Tehrān, Qom, Kāshān, and Isfahān most engravers employ both techniques, and often an interesting combination of the two where embossed surfaces are engraved upon for fine linear detail and shadowing. Where engraving is employed, two different techniques are used for the removal of the chips. In the north, e.g., Tabriz, Zenjān, and Tehrān, engraving tools with wooden knobs are used. The engraver pushes the tool into the metal by pressing the knob with his hand. In the center of the country, in Isfahān and Kāshān, the engraving tools are similar to the embossing chisels except that they have a sharp edge, cut away under an angle of about 60°, and are kept sharp on a honing stone. Under constant beating with a light hammer, the engraver keeps the tool moving, following the lines of the design (Fig. 44).

Another variety of decorative work is pierced or fretwork (*mošabbak* or *šabakeh*, cf. Arab. *šbk*, meaning "making a net"). It is often done by the engraver, but, if sufficient work is available, by a specialist, the *mošabbak-kār*. In Isfahān and Tehrān much work of this kind is applied to articles such as incense burners (*mošabbak qal'eh*), lamp shades, and vases (Fig. 45).

A further craft should be mentioned here, the gem cutter (*hakkāk*). There is quite a demand for cut semiprecious stones. People use these turquoises, agates, amethysts, and many others, either as ornaments or as amulets against the evil eye. An invocation of the deity is often engraved on these stones. The engraving of symbols and writings on gem stones and their use as personal signets for signing documents can be traced back to early historic times in Persia and is still popular (Fig. 46). The gem cutter's main tool is a special lathe (*čarh-e hakkāk*) whose spindle is operated with a fiddle bow (*kamāneh*). He can attach a grinding wheel (*sang-e sār*) for the roughing of the gem stones to the end of the spindle; or a wooden block (*čarh-e pardāht*) to which water and Tripoli sand are applied for polishing. Where



Figure 44 An Engraver Cutting Lines with a Sharp Chisel at Isfahān




Figure 45 A Lampshade in Fretwork Technique



Figure 46 A Talisman Gem (above) and Sasanian Seals (below)

natural grinding stones are not available the gem cutter uses special disks cast from a mixture of emery powder (*sombādeh*) and molten shellac (*lāk*). Finally the *hakkāk* can replace the grinding spindle by a much smaller one having a genuine diamond set at its end. An apprentice (*šāgerd*) keeps this spindle rotating with the fiddle bow at great speed. The gem stone is then held in a hand vice (*gīreh-ye dast*) or set in wax (*mūm-e āsal*), and the master (*ustād*) presses it against the rotating diamond. By moving the gem carefully the *hakkāk* follows the design, thus cutting it into the stone. He is often asked to cut names into metal signets for the poorer people who cannot afford a cut gem.

A craftsman exclusively occupied with cutting metal signets is called a signet maker (*mohr-tarās, hakkāk-e mohr-naqs*). He usually has his stall near the gate of a mosque where illiterate people have their letters written by professional scribes. A seal with such a signet (*mohr-e esm*) is accepted in Persia in lieu of a personal signature. The signet maker has a small forge and casts blanks for the signets in bronze which he smooths (*sāf kardan, safi kardan*) with a file. For the engraving he holds them in a wooden vice (*gir-pā, gir-e ābī, gir-e dast*) tightened with a wedge (*tūb-e gōveh*) and cuts the names of his clients with an engraving tool. Very small signets are engraved (*naqs kardan, hakkākī kardan*) with a hand-pushed chisel (*qalam-bā-zūr*), larger ones with chisel and hammer (*qalam-ā-čakoš*, Fig. 47).

Both the gem cutter and the signet maker also do the deep cutting of silver objects in preparation for niello work or glazed enamel (*mīnā*).

A different kind of gem cutting is still a major industry in Horāsān. The raw material is the turquoise (*fīrūzēh*) which comes mainly from the mines at Nīšāpūr, west of Mašhad, or from Qūcān and Kašmar, northeast of Mašhad. The raw



Figure 47 A Signet Maker

gems are graded according to quality, and the sections (*qesmeh*) in the mines are named according to the terms for these qualities. A very light-colored stone is called *čogāleh*, one with a little more color *ajami*. The quality *tufūl* has the full turquoise color; it is mainly found in bands (*lo'āb*) between layers of the matrix stone (*sang*). *Šajari* is a grade where the turquoise is mixed with matrix spots (*lakkeh*).

The turquoise cutter (*hakkāk*, *firūzeh-tarāš*) buys the raw material from the mines, and it is usually the master who trims the raw stones from the surrounding matrix with a sharp-edged hammer working on a trimming stone. His assistants do the grinding and polishing. Although some of the larger firms in Mašhad already do work on motorized wheels, most of the 500 turquoise cutters in that town are still working on a bow-operated cutting bench (*dasgāh-e hakkākī*, Fig. 48). The movable

center part of this bench is an iron spindle (*šōqeh*) that has a pushed-over, wide wooden pulley section (*taneh-šōqeh*) about 2 inches in diameter. A grinding wheel (*čarh*, *čarh-e hakkākī*) about 18 inches in diameter is cast from a mixture of resin (*tāk*), tallow (*pī*), wax (*mūm*), whiting (*sang-e safidāb*), and emery (*sombādeh*). It is pushed over the spindle against the pulley and tightened over a large washer (*gūiyak*) with a nut (*qoryak*). The spindle runs in a wooden frame (*čahār-čūb*) between two upright posts (*pāyeh*), one of which can be loosened by the removal of a wedge (*gāz*); this is necessary to exchange various grades of wheels. A gut string (*zeh-rūd*) is slung around the pulley and attached to a bow (*kamāneh*). As the bow is moved backward and forward the wheel is kept in motion although only the forward stroke is a grinding stroke. A wooden hoop (*čambar*) is fixed to the frame around the path of the wheel as a guard to protect the grinder against the flying of sludge.

In the first stage the stones are roughed (*tarib kardan*) to shape. The trimmed rough

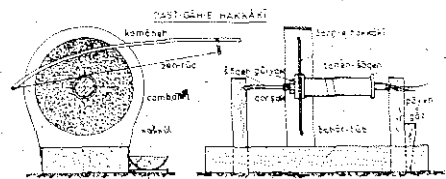


Figure 48 A Gem Cutter's Grinding Wheel

stones are held by hand against the rotating emery wheel and dipped into a water dish (*kaškul*) from time to time for cooling and lubrication. The roughly ground gems (*hām-tarāš*) are glued onto the ends of short wooden sticks (*sar-čūbi*) with an adhesive (*časb-e kandeh*) made from shellac, wax, and whiting and kept warm

over a charcoal brazier. A young assistant is kept busy doing this work. The next steps are smoothing (*qeltondegi*) of the stones on the sticks (*kandeh*) on a finer wheel, followed by a still finer wheel (*čarh-e jelā*) that has no emery in the compound but a polishing powder (*rūbā*) instead. The aim of this second smoothing (*jelā kardan*) is the removal of all scratches and results in a mat luster (*jelā*). A pre-final polish is obtained on a disk made of willow wood (*čarh-e bīd*) worked with a paste of red ocher (*gel-e armān*) and water. The final high gloss is put on with a leather-covered wooden disk (*čarh-e čarmi*) saturated with a paste of water and whiting. Most turquoises are shaped as round or oval cabochons with a more or less curved face (*rū*), an almost flat reverse (*kaf*), and a mildly beveled edge (*fārs*). The grinder protects his hand during the grinding with cloth strips (*latteh*) wound around the finger nearest to the wheel.

### Goldbeater, Wire Drawer, Gold-Lace Spinner

In sufficiently large communities each one of these three crafts may be exercised by a specialist, but it is often found that one craftsman is skilled in the three of them; again in other places a goldbeater finds sufficient work to make a living whereas the trades of precious metal wire drawing and gold-lace spinning are combined. In the following each group will be treated separately.

#### Goldbeater

Goldbeating as an art is of great antiquity. Leaf gold has been found in Egyptian tombs of about 2500 B.C.<sup>104</sup> Pictorial representations of the goldbeater

<sup>104</sup> *Ibid.*, p. 180.

at work have been discovered in tombs of the same period. Homer refers to gold-beating, and Pliny<sup>105</sup> tells us that one ounce of gold was beaten out to 750 leaves, each one four fingers wide and the same length. With a highly developed metallurgy in Persia it is not surprising to find gold-leaf ornamentation in Persepolis<sup>106</sup> of the Achaemenian period and in all subsequent dynasties.

Persian weapons and armor are often decorated with beaten-on gold; miniature painters use the greatest part of the leaf gold produced, and the ceramic industry uses considerable quantities for the gilding of glazed tiles. All this leaf gold is produced by the goldbeater (*zar-kūb*, *jelā-kūb*). He refines the gold he needs to a high degree of purity by cupellation and chlorination and pours it into square ingots. Most of the gold used in Persia for beating into leaf is pure; rarely are copper or silver added to obtain red or green gold, respectively. The ingot is beaten out to a strip; a more modern goldbeater may have a mill (*čarh*) to roll it out. It is stretched to a thickness at which a mark can be made into the metal by a fingernail. When this gauge is reached, the gold is cut into squares of approximately 2 inches. These squares are placed between sheets of paper measuring about 5 inches square. The paper is made of the fibrous bast of the mulberry tree,<sup>107</sup> has been dressed with a mixture of tragacanth size and yellow ocher, and polished with a burnishing tool (*saiqal*) to a high shine. About 175 to 200 of these paper squares with gold in between are tightly packed into a parchment pouch,<sup>108</sup>

<sup>105</sup> Pliny, *op. cit.*, xxxiii, 61.

<sup>106</sup> E. F. Schmidt, *The Treasury of Persepolis*, pp. 74-75.

<sup>107</sup> The use of the mulberry bast for papermaking is a Chinese invention, whence it came to Persia and reached Europe during the Middle Ages via Arabia and Byzantium (J. Karabacek, "Das arabische Papier," p. 182).

<sup>108</sup> Pliny, *op. cit.*, *masturpium*.

the whole packet being called "cutch" by the English goldbeater. The packet is beaten for about half an hour with a flat-faced hammer (*čakoš-e telā-kūbī*) weighing about 7 kg. By then the first traces of gold begin to appear at the edges of the packet. The beating takes place on a polished marble block or an iron anvil. Having reached this stage, the cutch is opened, and the still relatively thick gold leaf is cut into four parts. These are now placed between sheets of second-grade quality of so-called goldbeater's skin about 4.5 inches square. The fine membrane is the outer part of the blind gut of cattle.<sup>109</sup> The gut measures about 32 × 4.5 inches, and the appendices of some 140 oxen are needed to supply the 900 to 1,000 skins necessary to form this packet, called "shoder" by the English craftsman. The shoder is beaten for about two hours with a hammer weighing about 4 kg. Surplus gold coming out at the edges is scraped off, and the beating continues until the gold inside the squares has reached the four corners. The shoder is then opened and each leaf is cut into four pieces again and this time placed between sheets of first-grade quality goldbeater's skin, again 900 to 1,000 to a pouch, forming a "mold." The beating is continued with a 3-kg hammer for about four hours. By then the leaves have reached the stage when they become slightly translucent. They are transferred into books of about 20 sheets of paper, the gold leaf itself having a size of 4 × 4 inches and a thickness of less than 0.00015 inch (Fig. 49):

The process of goldbeating as done in Persia to this day is almost identical with the methods described by Pliny<sup>110</sup> for Roman times, by Theophilus<sup>111</sup> for the




Figure 49 Goldbeaters at Work

twelfth century A.D., and by fifteenth- and sixteenth-century writers,<sup>112, 113</sup> and it was still the same in England at the beginning of this century where London was the center of the goldbeaters' trade. In 1963 the writer observed several goldbeaters in the bazaar quarters of Hyderabad (India). There the gold and silver leaf is also used for ornamentation, but some of it goes into local medicine, special powers being attributed to these precious metals.

A sideline of the goldbeaters' trade is the gilding of woodwork and the incrustation or damascening of steel with gold. The main products of the gold-inlayer (*telā-kūb, mākū-kūb*) today are steel ornaments, especially sculptured animals having religious significance and being carried in the processions of the Moharram feast days. The main tool is a sharp short-edged knife (*kārd-e telā-kūbī*). The area where gold incrustations are to be applied is finely serrated (*zabr kardan*) in crosswise directions. Figure 50 shows the incisions made by the beater on a sculptured steel stag. Gold or silver wire, only 0.0028-inch thick, is placed on the roughened surface and hammered into it with the peen of a pointed hammer (*čakoš-e telā-kūbī*, Fig. 51). Burnishing (*mašqal kardan*) with a polished

<sup>109</sup> *Goldschlägerhaut* is the term used in the gut trade in German abattoirs to this day for the appendix of cattle.

<sup>110</sup> Pliny, *op. cit.*, xxxiii.61.

<sup>111</sup> W. Theobald, *op. cit.*, p. 23.

<sup>112</sup> J. Amman, *Eygentliche Beschreibung aller Stände*.

<sup>113</sup> C. Weigel, *Abbildung der Gemein-Nützlichen Haupt-Stände*, p. 298.



agate (*maşqül*, Fig. 52) brings the gold or silver to a bright shine and probably improves the bond with the surface of the steel, and it eliminates any traces of the roughening.



Figure 50. Roughening the Surface of a Steel Ornament, Preparing It for Gold Incrustation



Figure 51. Beating in the Gold Wire




Figure 52. Burnishing the Surface

This incrustation process was known in Europe during the Middle Ages. Theophilus<sup>114</sup> describes it in all detail as applied to weapons, coats of arms, spurs, and so forth. It must have been popular, as he explicitly mentions a mechanized version of the roughening tool in which a sharp-edged steel chisel is attached to a spring-loaded lever, set into vibratory motion by a gear wheel acting as a ratchet. A sword dated 1435 A.D. in the possession of the writer is most elaborately gilded in this way, and despite obvious use of the weapon the gilding is well preserved.

#### Wire Drawer

The wire drawer (*sîm-kaš*, *šar-kaš*), is concerned with the manufacture of gold and silver wire, which he supplies almost exclusively to either the goldsmith, the gold inlayer just described, or the gold-lace spinner, whose work will be described later in this section. The production of steel wire, once important for the armorer's work, ceased when chain armor disappeared in Persia more than 150 years ago.

Gold wire has been found in Egypt in tombs of the First Dynasty (about 3500 B.C.). Its uniform cross section presupposes the use of a drawing die,<sup>115</sup> as must also have been the case for gold wires found in Mycenae and Troy.<sup>116</sup> The Greeks called wire *mitos* or *stēmos*, the Romans *filum*, in each case meaning "thread." If the gold wire was to be spun around linen or silken thread the precious metal was flattened. However, references exist describing a different method, namely, the cutting of thin gold sheet into narrow strips that were then wound or spun around a thread. Exodus 39:3 mentions

<sup>114</sup> W. Theobald, *op. cit.*, p. 458.

<sup>115</sup> H. Schäfer, *Ägyptische Goldschmiedearbeiten*, p. 14.

<sup>116</sup> H. Schliemann, *Mykene*, p. 166, and W. Dörpfeld, *Troja und Ilion*, p. 369.

this process: "... and they did beat the gold into thin plates and cut it into strips, to work it in the blue, or in the purple, and in the scarlet, and in the fine linen with cunning work." Claudianus,<sup>117</sup> who wrote during the fourth century A.D., mentions a Roman woman cutting strips of gold for lace spinning; Theophilus<sup>118</sup> also quotes cut strips of gold for brocade lace, and as late as Birninguccio<sup>119</sup> this cutting process must have been in use. He tells us that women's hands are particularly steady in cutting the narrow strips.

Brocade cloths of the Sasanian period (third to sixth centuries A.D.) have come to us, but investigations did not go to the point of finding out how the gold wire had been prepared and how it was spun around the thread.

Today the preparation of the gold and silver wire is done in two, or if used for lace spinning, in three, stages: coarse drawing (*maftul kašidan*), fine drawing (*sim kašidan*), and wire flattening (*nah kūbidan*).

*Coarse drawing*: Materials used are pure gold or pure silver and sometimes a silver core covered with a brazed-on gold cover. In the final drawing process, the latter results in a wire with a silver core and a relatively thin gold skin (comparable to modern so-called rolled gold).

The metal is cast into a round ingot of about  $\frac{1}{2}$ -inch diameter that is drawn down to a gauge of about 0.02 inch. Figure 53 shows this bench: a self-gripping pair of pliers (*ambor*, Fig. 54) draws the metal through the holes of the die (*hadideh, jūlād*). The die is supported by two iron bats (*mēsāz*). The gripping pliers are connected with a chain (*zaufr*) linked with the winding shaft (*manjar*) by a hook (*qolāb*) on the latter. The shaft itself is




Figure 53. A Drawing Bench for Coarse Wire.




Figure 54. Self-Gripping Pliers and Die.

turned over a gear (*ēarh*) for the first ten or so passes, and when the wire has become sufficiently thin the turning handle (*dasteh*) is shifted over from the far side to the near side to drive the shaft directly. All parts are placed into a rigid wooden frame (*chār-pāyeh*) consisting of four legs (*pā*) stiffened by four tie bars (*quid*).

*Fine Drawing*: After the wire has become sufficiently fine, it is transferred from the coarse- to the fine-drawing bench (*dast-gāh-e zarkāsh* or *simkaš*). The wire drawer sits behind the drawing reel (*manjeh*) and turns it round with a crank handle (*dasteh*).

<sup>117</sup> C. Claudianus, *Carmines*, p. 10.

<sup>118</sup> W. Theobald, *op. cit.*, p. 140.

<sup>119</sup> V. Birninguccio, *Pirotecnica*, M.I.T. Press edition, p. 382.

The wire to be drawn is wound onto an idling reel (*sabok-čarh*) from where it is drawn through the die onto the drawing reel. Both reels have bronze bushes (*lūleh*) for better running and turn on steel axles (*mil-e manjeh*) fixed to the bench top. Figure 55 shows the Persian fine-drawing bench of 1939 and Fig. 56 a medieval bench from *Mendelsches Stiftungsbuch*; they are almost identical.

The drawing die is made of high carbon steel that is not, however, hardened. When a drawing hole is worn out it is closed up again as it is hammered on a little anvil (*sendān*). A number of sharp tapered reamers is always handy to ream the hole to the correct size after closing up. Figure 55 shows both anvil and reamers. When the full length of the wire has been drawn through the first pass, the now



Figure 56 A Medieval Drawing Bench for Fine Wire (from *Mendelsches Stiftungsbuch*)



Figure 55 Fine Wire Drawing (note the small anvils at the top right and tapered reamers)



Figure 57 Rewinding Fine Wire

empty idling reel is placed on the axle in front of the operator, an additional rewinding pulley (*jarr*) is placed on an extra axle (*mil-e jarr*) on the bench, and the rewinding pulley is connected with a grooved pulley (*kandeh*) on the idling reel through a transmission cord (*band*, Fig. 57). The full drawing reel is now placed opposite the rewinding pulley and the

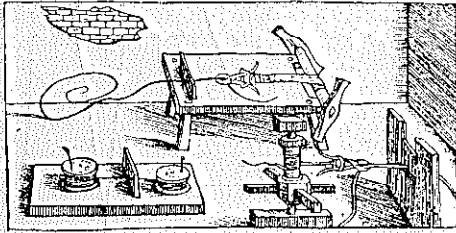


Figure 58 Three Italian Wire Drawing Benches (from *The Pirotechnia* by Vannoccio Biringuccio, Basic Books Inc., Publishers, New York, 1939)

rewinding (*bar-gardānidan*) is achieved in less than a minute. After resetting the reels the bench is ready for the next pass. Figure 58 shows three Italian wire drawing benches of 1540,<sup>120</sup> again not much different from the Persian benches of 1939.

*Wire Flattening.* Up to this stage the wire has been of a round cross section. If it has to be flattened this has to be done to a thickness of  $\frac{1}{1000}$  of an inch at a width of  $\frac{1}{32}$  inch or less. Considering that the mechanical strength of pure gold or silver is very low, it is all the more surprising how accurately the crude-looking flattening bench (*dastgāh-e nah-kūbi*) works




Figure 59 A Flattening Bench

<sup>120</sup> *Ibid.*, p. 379.




Figure 60 A Wheel for Winding Reels

(Fig. 59).

The wire is first transferred from the drawing wheel to a number of much smaller reels (*baqāreh*). The transferring is done on a slightly modified spinning wheel (*čarh*, Fig. 60). The reel carrying the round wire is placed on a shaft (*kafgīrak*, right foreground, Fig. 59), and the wire is led through a guiding ear (*qalāg*) attached to a springy bow (*kūk*) right between the two brightly polished steel rollers (*čarh-e nah-kūbi*). These rollers run on two shafts (*mīl-e čarh*); both have their bearings in a rigid housing (*qūti-ye čarh*). The lower bearings are fixed whereas the upper shaft has its bearings sliding inside the housing. A long iron bar (*langar*) with spoon-shaped ends (*kafgīrak-e langar*) presses over a pair of wooden blocks (*gūsi*) onto the bearings of the upper rollers, thus producing an even yet flexible pressure between the steel rollers so that the soft gold or silver wire is flattened to a constant and accurate thickness. The pressure is maintained on the bar (*langar*) by a solid wooden board (*tahteh-ye langar*) under the bench connected with the bar through a pair of rope slings (*tanāf, tanāb*) and loaded with a heavy stone (*sang*). After the flattened wire has left the rollers it is led under a guide roller (*rāh-qās*) running on a thin steel shaft (*mīl-e rāh-qās*) onto the reel that

winds up the finished product (*naqd-e pič*). This reel runs on a steel shaft (*mil-e pič*) housed in two bearing pillars (*sotün*). This shaft is driven over a cord pulley (*kandeh*) and a transmission cord (*band*) from a larger pulley (*qors-e band*) fixed to the main roller shaft. In order to spread the winding flat wire equally over the reel, the guide roller makes oscillating side movements caused by the connection of the guide roller's shaft to an eccentric pin (*harzeh-gard*) on another pulley that is driven from a cord pulley on the far end of the main shaft (*kandeh sar-e mil-e čarh*). The velocity ratio of the pulleys of the winding mechanism is adjusted in such a way that the winding speed is slightly greater than the speed at which the wire leaves the rollers. The flattened wire is therefore under a small tension, a fact which contributes largely to the proper winding of such a delicate wire. The rollers operate at a speed of about 60 to 80 revolutions per minute. After the bench has been properly set the work is usually done by an apprentice.

#### Gold-Lace Spinner

The last and most delicate step in the production of gold lace (*golābetün, melileh*) is the spinning of the flat metal wire around a thread (*golābetün pičdan*). The work is done on a gold-lace spinning bench (*čarh-e zari, čarh-e simpiči, čarh-e nahtābi*). The most important part of this bench is the actual spinning head or spindle (*dūk*), shown in Fig. 61, that runs in a bearing block (*arūčak*) attached to a housing pillar (*daružeh*) with a pair of wedges (*gōreh*). The thread, *rismān* if cotton and *abrišam* if silk, moves through the hollow center of the spindle. The front of the spinning head has the form of a pair of wings (*parčānāk*) whose ends open up into a fork (*aqrabak*) on each side. Attached to the spindle is a

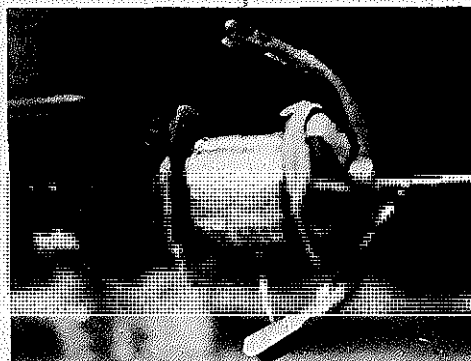


Figure 61 A Spinning Head

freely turning gold-wire reel (*mogāreh*). The gold wire is led from the reel over one fork and twisted onto the thread. The spinning head is then set into motion, and as the flat wire is spun around the thread, the thread moves slowly through the head while its speed is adjusted in such a way that the flat wire just covers the silk or cotton thread, neither doubling up on it nor leaving any blank spaces (Fig. 62). Figure 63 shows the whole bench; the gold-lace spinner (*golābetün-sāz*) is driving the main pulley (*qors-e avval*) with a crank




Figure 62 Silk Thread Moving into Spinning Head




Figure 63 A Bench for Spinning Gold Thread

handle (*dasteh*). An intermediate pulley (*qors-e dōvom*) with two different diameters (Fig. 64) is provided to bring the spindle




Figure 64 A Pulley for Driving the Spindle

to the required high speed. The smaller end of this pulley is driven over a flat belt (*tasmeh*) from the first, hand-operated, pulley, and a transmission cord (*band*) links the larger grooved end with a small grooved pulley (*kandeh*) on the spindle. From the shaft of the intermediate pulley another shaft branches off, carrying a stepped pulley to which the reel (*kilāf-e arangi*) receiving the finished product is directly attached. This stepped pulley permits the choice of the speed at which the thread is pulled through the spinning head and thus controls the proper coverage of the thread. The latter runs into the head from a bobbin (*kilāf*) at the side of the bench over a guide pin (*mīl*) and a guide reel. The bobbin carries a weight bag (*langar*) to make sure that the thread is always under tension. All moving parts are within a rigid frame (*chār-pāyeh*) to which the bearing columns (*solūn*) are attached. When the gold-wire reel is empty, the transmission cord controlling the forward motion of the thread is taken off, the forked wings are put aside, and the reel is refilled from a larger bobbin (Fig. 65).




Figure 65 Refilling the Gold-Wire Reel

### Ironworking Crafts

In the foregoing sections on trades working nonferrous metals, it has been pointed out that a clear-cut division between related crafts does not normally exist but that the requirements of the community determine the range of work available to a craftsman. These requirements have also shaped the guild codes specifying the range of work in which the members can engage.

This holds, of course, in the ironworking trades too. The general blacksmith is the most important representative of this group and can be found in many communities, from large cities to medium-sized villages. Wherever specialization is possible a farrier will be found in rural areas, and wherever the use of vehicles has been established a wheelwright is likely to be found. In some communities the work of these three may overlap. The other ironworking crafts, from cutler to locksmith, are usually specialized trades in larger towns, and their work is rarely done by the general blacksmith.

### Blacksmith

The history of smithing as a craft is connected with tribal organizations that carried out the ironworking craft almost to the point of exclusion of other people. To what extent the smith in towns has learned his trade from the wandering smith-tribes is difficult to say, but the fact that these tribes have survived to this day is certainly a remarkable phenomenon.

The transitions from a stone culture to bronze and later from bronze to steel tools were steps of such importance that the people who knew how to handle the new materials were respected, even admired, for their knowledge. They in turn were able to obtain privileges from those who needed their products, privileges which

often came close to a monopoly for the smithing tribe. As to this day the wandering ironworker plays an important part in the rural districts of Persia, it is perhaps not out of place to study the special position of the itinerant artisan in Western Asia. It has been shown that during the second millennium B.C. the Chalybes were the iron and steel experts of the Hittites. With the decline of the Hittite empire the Chalybes must have migrated into neighboring countries, i.e., into the Greek settlements of Asia Minor. The Greeks named steel after them, viz., *chalybs*. The Greek poet Apollonius of Rhodes (245-186 B.C.) writes this about the Chalybes:<sup>121</sup>

That folk drive never the ploughing oxen afield. No part have they in planting of fruit, that is honey sweet to the heart. Neither bend they like the pasturing folks over meadows aglitter with dew. But the ribs of the stubborn earth for treasures of iron they knew. And by merchandising of the same they do live, never dawning broke bringing respite of toil unto them, but ever midst the smoke and flame of the forge are they toiling and plying the weary stroke.<sup>122</sup>

Another group of ironworking tribes were the Turanians,<sup>123</sup> a people living east of the Iranians, having an important place in the latter's fight for supremacy in Central Asia. Some historians identified the Turanians with the Scythians<sup>124</sup> who, according to Herodotus, had iron in abundance. The Turanians may have been the ancestors of the so-called smithing Tartars of Southern Russia who worked small iron ore deposits as late as the beginning of this century. They produced iron blooms of 2 to 5 pounds weight, which they forged into iron hardware for the needs of the rural population.

<sup>121</sup> R. J. Forbes, *op. cit.*, p. 400.

<sup>122</sup> Apollonius of Rhodes, *Opera*, II.v.1001-1007.

<sup>123</sup> O. Johannsen, *op. cit.*, p. 9.

<sup>124</sup> *Ibid.*

Herzfeld<sup>125</sup> has the following to say about the blacksmiths in Arabia:

The real Arab nomads who have not changed their manner of life from time immemorial, do not count a blacksmith as a member of their tribes, yet murder of a smith, because he is a specially valuable man, demands a far heavier vengeance than the murder of an ordinary tribesman. Such customs are no recent development but are inherited from remote antiquity when the smiths were foreigners, who came from far lands to practise their art among the tribes to whom metallurgy was unknown.

According to the same source, the Caspians, inhabitants of Northwest Persia, were the earliest metallurgists in history.

Undoubtedly the Persian Kouli, often called the smithing gypsies, belong to the same category (Fig. 66). They roam over the Iranian Plateau in small tribal groups. The men are blacksmiths who buy scrap iron these days that they forge into rural implements such as spades, plowshares, forks, threshing blades, sickles, locks, and the like. The women are experts in sieve making and rope braiding. It may be mentioned here that ironworking gypsies still wander through wide parts of Europe manufacturing and selling iron hardware like traps for rabbits, foxes, or rats, and sieves and many other articles needed by the rural population. It may also be mentioned that the famous iron industry of Central India was under the control of a few tribes, one of whom produced the Kutub column near Delhi, 6 tons of pure wrought iron, 24 feet high and 15 inches in diameter. The ironworkers were probably all members of the Lohar caste who to this day wander through the Indian countryside supplying the cultivator with the necessary iron implements. If we further consider that the gypsy language points to an Indian origin for these people, we have a case where the tradition of a



Figure 66 A Kouli Smith with Skin Bellows and Earth Forge

technology that originated at the dawn of history is carried on by tribes whose origin points to Western Asia.

The ironworkers of Sistan, Zabolistan, and Baluchistan (Fig. 67) as well as the Sobbi of Huzistan are probably descendants of the metallurgists of these regions who were already active during the second millennium B.C. To round off this aspect,



Figure 67 Baluch Smiths (note improvised blower)

<sup>125</sup>E. E. Herzfeld and A. Keigh in A. U. Pope and P. Ackerman, *op. cit.*, Vol. 3, p. 50.



attention may be drawn to the ironworkers of Indian-cultivated Bali (Indonesia),<sup>126</sup> the Pandai-Vesi,<sup>126</sup> who have a religion of their own with gods connected with their metallurgy, a kind of Bali "Hephaistos."

Places in Persia that have been famous for ironwork during the Middle Ages are Širāz,<sup>127</sup> Kermān,<sup>128</sup> both for swords, cutlery, lance tips, and locks, and Jojāniyed<sup>129</sup> for fine steel tools.

At the time when this survey was made the blacksmith (*āhangar*) was still the most important ironworker despite the rapid development of his modern rivals, the fitter and turner and the motor mechanic. In the meantime the blacksmith has in many places changed over from his traditional products to the demands of the growing modern industry. The source of raw material has changed in line with this development. The local production of iron and steel ceased during the second half of the last century; the smiths had to rely on the supply of imported European steel, mainly in the form of scrap from discarded machinery and motor vehicles. The latest development is an effort by the government to revive the plans of Reżā Šāh for a modern steel plant near Tehrān; the well advanced work was interrupted through the 1939-1945 war.

Until recently the Persian blacksmith had used locally produced charcoal for fuel. The development of the coal mines of Šemšak near Tehrān to supply the blast furnace and the steelworks and of a few smaller mines in the country has made it possible for the blacksmith to change over to hard coal.

The outfit of the smithy is as follows:

<sup>126</sup> M. Covarrubias, *op. cit.* and R. Goris, *op. cit.*

<sup>127</sup> Hamdullāh Mustawfī al-Qazwīnī, *The Tārīḫ-e Guzideh*.

<sup>128</sup> Marco Polo, *op. cit.*, p. 32.

<sup>129</sup> Qazwīnī, Zakariya ibn Muḥammad ibn Maḥmūd al-, *Kosmographie*, Vol. 2, p. 140.



Figure 68 A Covered Forge

The forge (*kūreh*) is the center of the workshop. In most cases the forge is of the covered type (*kūreh divāri*, Fig. 68). The cover of the forge leads into the flue (*dūd-kāš*); the fire is kept in good shape by a poker (*siḥ-e kūreh*), and slag is removed with a slag hook (*qolāb-e kūreh*). Hand-operated bellows (*dam*) provide the blast for the forge. Smaller smithies have skin bellows (*dam-e pūst-e boz*, *dam-e dūli*).<sup>130</sup> Fig.

<sup>130</sup> R. J. Forbes (*op. cit.*, pp. 112-120), believes that the skin bellows are the oldest type, which originated at the time of early metallurgy and spread with it. Classical writers mention them (Homer, *The Iliad*, xviii.468; Vergil, *Georg.* iv.171; Livy 38-71; Horace, *Sat.* i.v.19). Theophilus (*op. cit.*, iii. Ch. 4) uses them for the small forge, and they are to this day the bellows of the smithing gypsies.

66) to operate a forge dug into the ground (*kūreh-zamīnī*). Larger workshops have a concertina type of bellows (*dam-e fānūsi*) and are either single- or double-acting (*dam-e dō-dam*, *dam-e dō-dastī*, *dam-e dō-lālehī*, Fig. 69). The air flow of these bellows is controlled by simple flat valves




Figure 69 Double-Acting Bellows

(*pešāneh-ye dam*), and iron tuyères (*lāleh*) lead the air into the forge. Piston-type or pump bellows<sup>131</sup> used in the Far East are unknown in Persia.

The anvil (*sendān*) has a pointed end set in the ground (*sendān-e heštī*, Fig. 70) for lighter work. For heavier work it is supported by a solid wooden block (*kondeh*, *zār-e sendān*, Fig. 71). The anvil is not as elaborate as its Western counterpart but has a hardened surface (*safheh*, *safheh-ye sendān*) and a beak for round work (*sāh*). The smith uses a medium-sized hand hammer (*čakoš*) and the striker a sledge hammer (*pōtk*), both having strong handles (*dasteh*) of ash wood (*čūb-e zabān-gonješk*) to which the hammer is fixed with iron wedges (*gōreh*). There are also a number of



Figure 70 An Anvil Set in the Ground



Figure 71 An Anvil Placed on a Wooden Block

<sup>131</sup> R. J. Forbes (*op. cit.*, p. 115) traces the pump bellows to a Southeast Asian origin and the concertina bellows to Siberia. The latter are mentioned in the West for the first time by Ausonius (*Mosella*, v.27). Theophilus describes them (*op. cit.*, iii, Ch. 84) for the large bell-casting furnace.

set hammers (*qarār*, *qarār-e rū*), a planishing hammer (*šāfī*), swages (*qarār-e zīr*, *roh*), punching hammers (*sombeh*) and the corresponding hole-blocks (*saḥḥeh-ye sūrāh*, *sendān-e sūrāh*), a hot chisel (*ūzbor*) and its counterpart the anvil chisel (*ūzbor-e zīr*), a forging vice (*gīreh-ye āteškārī*), and a variety of fire tongs (*aṃbor-e kūreh*, *aṃbor-e āteškārī*), flat ones (*dam-pahn*), round-nosed ones (*dam-gerd*), rivet-heating tongs (*aṃbor-e mīlparē*), tongs to hold round bars (*aṃbor-e jūl*, *aṃbor-e lūleh*), others to hold a chisel or a square bar (*aṃbor-e qalāmgīr*), and tongs with bent tips (*aṃbor-e kaj*).

The blacksmith distinguishes between wrought iron (*āhaq*) and tool steel (*fūlād*, *pūlād*). When hardened the steel is called *fūlād-e hoškeh*, *fūlād-e ābdār*. A kind of fine Indian steel particularly suitable for cutlery is called *rūhan* or *rūhinā*. The fundamental operations of the blacksmith in Persia are essentially the same as those in Europe. There is the drawing out (*kašt-dan*), the upsetting (*jā zadan*), the flattening (*pahn kardan*) the round forging (*gerd kardan*), the cutting off (*qat kardan*), and the punching of holes (*sūlāh kardan*, *sūrāh kardan*).

The Persian blacksmith is a master in forge welding (*jūs-e āteš*, *jūs dādān*, *tan-kār*) and in forge brazing (*jūs-e mes*, *jūs-e berenj*), using copper or brass for a solder and borax (*būrak*, *būrāq*, *būreh*) as a flux.<sup>132</sup>

Certain tools, e.g., horn rasps (*som sāb*) are made of mild steel and surface hardened by sprinkled-on horn meal or recently with imported cyanide (*siānfūr*, *siānfūr*, meaning Fr. cyanure).

To name a few products of the blacksmith, the most important ones in rural

areas are plowshares (*gouāhan*, *gōhan*, *gāvāhan*, *lapak*, Fig. 72), spades (*bil*, Figs. 70, 73) and hoes (*kolang*, Fig. 74), earth-moving scoops (*marz-kāš*, *kerj*), and the chains (*zanjīr*) to pull them. Other forged tools for the peasant are a small weeding spade (*pāšgūn*), sickles (*dās*), all iron parts of the threshing wain (*čūm*), such as the shaft (*mīl-e čūm*), the threshing pegs (*pareh-ye čūm*) or the threshing disks (*tōreh-ye čūm*),<sup>133</sup> the shafts for flour mills (*mīl-e asīyāb*) and the millstone couplings (*tavar* or *aspareh*). In the fertile province of Gorgān the old wooden plow is gradually being replaced by a modern iron plow (*gāvāhan-e dō dasteh*), apparently designed under Russian influence. In the same region the wooden harrow has given way to an all-iron harrow (*čangeh*). The Caspian districts are rich in game, and the blacksmith there supplies iron traps (*taleh*). For the building trade the smith forges door hinges, in the Isfahān area a pivot type on both ends of a door wing (*pāšneh*, *pāšineh*); (cf. Zend *pāršnū*, meaning heel) fitting into holes in the lintel and the threshold respectively. In other parts of the country a forged hinge band (*loulā*) is customary. The catch (*čeft*) for the door latch is forged in iron, and iron door knockers (*kūbeh-e dar*, *yarāq-e dar*) often show some decorative treatment. A heavy comb (*āhanjeh*) is used by the carpet weaver. Twelve to fifteen steel leaves are forged to shape, packed into a bundle, and riveted together at one end; then they are spread out to a distance suiting the warp of the carpet weaver.

### Nail Smith

A special type of heavy nail (*mīh*) with a large buckle (Fig. 75) is used to attach hinges to doors, to nail door panels on-

<sup>132</sup> The use of borax as a flux came to us from Persia. In "borax" the "x" came from Spanish spelling, now written *boraj*, having been introduced there in the ninth century A.D. by the Arabs (Mid. P. *furak*, N.P. *burak*, Arm. *porag*, Arab. *burāq*, Russ. *burā*, and so forth). Cf. B. Laufer, *Sino-Iranica*, p. 503, and W. Theobald, *op. cit.*, p. 302.

<sup>133</sup> Cf. P. H. T. Beckett, "Tools and Crafts in South Central Persia," p. 147, describing the work of a rural blacksmith near Kermān.




Figure 72 Forged Plowshares




Figure 73 A Forged Spade



Figure 74 A Hoe Forged in Two Parts To Be Riveted Together

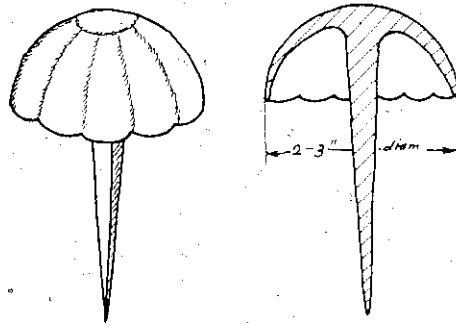


Figure 75 A Decorated Buckled Door Nail

to crossbeams, and so forth. The demand for this kind and other heavy nails was still so great in Iṣfahān in 1939 that two nail smiths (*mīh-sāz*) could make a living. While all other tools of the nail smith are the same as those of the blacksmith, a nail-forming anvil (*sendān-e mīh-sāzī*) serves his special requirements. It is mushroom-shaped and has a hole in the center. The nail smith forges the tapered end of the nail from a round bar. He cuts it from the bar with a hot chisel, leaving some extra material at the thick end. This is brought to red heat, the thin end placed in the hole of the mushroom anvil, and with heavy strokes the steel is forged over the surface of the anvil, thus quickly forming a nice round head.

#### Farrier

Copper shoes as a protection for the hooves of beasts of burden have a long history in Persia,<sup>134</sup> and the Parthians, the eastern cousins of the Persians, famous for their horsemanship, are credited with the introduction of the iron horseshoe.<sup>135</sup> Today, the farrier (*nā'band, nā'gar, nā'lī*) forges a horseshoe (*māl, nāl*) that covers most of the hoof's surface (Fig. 76). The edges of the shoe are upset (*čīdan, jā zadan*)

<sup>134</sup> R. Ghirshman, *Iran*, p. 187.

<sup>135</sup> *Ibid.*, p. 285.

with a heavy upsetting hammer (*čakoš-e na<sup>l</sup>-čīn*) in order to provide a strong rim. In reshoeing a horse, old hoof nails (*mīh-e na<sup>l</sup>*) are removed with a nail extractor (*parēbor*, Fig. 77), the hoof (*som*) is smoothed with a large hoof knife (*som-tarāš*, *nāhon-gīr*; Fig. 78), the shoe is nailed on with a light hammer (*čakoš-e na<sup>l</sup>-bandī*), so that the points of the nails (*uōk-e mīh*) come out at the sides of the hoof; they are bent over (*parē kardan*) with the farrier's pincers (*gāz*), and finally the hoof is smoothed on the outside with a hoof rasp (*som-sāb*).



Figure 76 A Persian Horseshoe



Figure 77 A Farrier Extracting Hoof Nails



Figure 78 A Persian Hoof Knife

#### Cutler, Swordsmith, Scissor Maker, Cutlery Grinder

This group of ironworking crafts also contributed to Persia's fame in crafts. Even at the time of this survey every larger town had at least one smith who specialized as a cutler. But the effects of imported products from Sheffield, Solingen, and Japan could already then be noticed, since several old masters worked with only one assistant and refused to enroll any apprentices, a sure sign for the doom of this noble craft. The structural change in the craft is also illustrated by the changeover in the materials used. Whereas in olden times a carefully cemented carbon steel had to be prepared, today it is much easier and cheaper to buy discarded parts of motor vehicles, in particular half axles and the outer races of heavy ball bearings. It speaks for the skill of the Persian cutler that he forges these materials into useful tools, giving them an appropriate heat treatment, although their complex composition owing to the presence of nickel, chromium, manganese, and so forth,

makes this difficult even for a skilled Western craftsman.

This is perhaps the place to mention an attempt to classify swords and the steels used to forge them by the twelfth-century historian Alkindi.<sup>156</sup> In his essay the steels are classified partly according to their properties and partly according to their country of origin. He distinguishes between two main groups of steel:

A. Steel as produced in the ironworks (*ma'danī*).

B. Steel not produced in ironworks (*zī lais-e ma'danī*), also called *fūlād* or refined steel (*muṣaffā*).

Group A (ironworks steel) is subdivided into two classes:

A-1. Male steel (*sairaqānī*)

A-2. Female steel (*bīrmāhīnī*)

Out of these two a third one is produced called the composite (*murakkab*) steel.

Group B (refined steel) is divided into three classes:

B-1. Antique steel (*'atīq*) with three subclasses:

a. Yemen steel (*yamānī*)

b. Qalā'ī steel from an unknown locality

c. Indian steel (*hindī* or *fāqīrūn*)

B-2. Modern steel (*muḥaddas*) with two subclasses:

a. Foreign blades (*ḡair-e muwallad*) made of steel from Ceylon (*serendīb*) or of steel from Horāsān (*selmanīyeh*), in both cases forged in Yemen. There are seven different kinds of foreign blades:

1. *behānīj* with coarse grain (*firind*)

2. *resās* with a fine grain

3. those of Tilmān and Ceylon

4. those forged in Horāsān from Ceylon steel

5. those forged in Mansureh from Ceylon steel

6. the "Persians" forged in Persia from Ceylon steel; also called the "imperials" (*hoṣroūwānī*), they are decorated with drawings of animals and flowers

7. the swords (*bīz*) forged in Kufa (Iraq)

b. Local blades (*muwallad*) made from steel produced locally, i.e., Persia and Arabia proper.

There are five different kinds of local blades:

1. *horāsānī* of Horāsān steel and forged there

2. *basrī* of Basra steel and forged there

3. those of Damascus steel and forged there

4. *mysrī* of Egyptian steel and forged there

5. those named after other localities

B-3. Steel that is neither antique nor modern (*lā 'atīq wa lā muḥaddas*).

Without going in a more detailed way into Alkindi's account, it shows two things clearly: first, the Arabs and the Persians of the time of the crusades knew the properties of steels of different origin, just as we know the properties of steel from Sweden, Sheffield, or Solingen. Second, Indian, Arabian, and Persian steels played an important part in the metallurgy of that time.

#### Cutler

Today the cutler (*kārd-sāz*, *čāqū-sāz*, *tiḡ-sāz*) is concerned with the production of commonly used cutting tools for home and workshop, such as knives (*kārd*), pocket

<sup>156</sup> J. Hammer-Purgstall, *op. cit.*, p. 66.

knives (*čāqū*), pruning knives (*kārd-e deraht-čīn*), scissors (*miqrāz*, *qaiči*), sugar splitters (*qand šekān*), and the like. Figure 79 shows a Zenjān cutler at work. Pot forge and skin bellows can be seen in the foreground. The bellows are operated from the cutler's working place. A stock-anvil is handy at his right. In this workshop the master cutler did all the forging (*āleš-kār*), whereas the filing into shape was left to the assistant sitting behind a filing bench (*kār-gāh*) and holding the workpiece in a vice (*gīr-e pā*, Fig. 80). The hardening (*hoškeh kardan*) was done again by the master. Most cutlers have a hand-operated grinding wheel (see background of Fig. 79).

The handles for the knives are usually made of goat horn. The assistant puts the horns into the forge and heats them mildly. When the surface begins to scorch, the horns can be straightened and the scorched surface can be scraped clean. Thinner horns are folded over after heating, thus forming the two halves of a handle, whereas thicker horns are slotted with a saw. In each case the knife blade is riveted in. For heavy hunting knives a hole is drilled into the horn to receive the tang of the blade that is riveted over at the end. The horn handles are then filed to shape with a rasp (*čābsā*) and polished to a nice shine with Tripoli sand.



Figure 79 A Cutler and His Forge



Figure 80 A Cutler's Assistant

#### Swordsmith

Of this trade, which once was the most noble of all metal crafts, only the names, *samsār-sāz*, *samsārgar*, and *sayyāl*, have been left.

#### Scissor Maker

In many places in Persia some cutlers are fully occupied with the manufacture of a variety of scissors and are then referred to as scissor makers (*qaiči-sāz*). Like the cutler, the *qaiči-sāz* uses imported steel from car scraps for the forging of the scissor blades (*tig-e miqrāz*). The blades are carefully filed into shape, having a sharp cutting edge (*dam-e miqrāz*) and nicely rounded backs (*sīnch*, *pošt-e māhī*). Most scissors have hollow ground blades (*kās*). The finger holes (*jā-ye bast-e dast-ō-angūšt*) are forged out and smoothed by filing. In the past a pair of fine paper scissors (*miqrāz-e qalamdān*, Fig. 81) belonged to

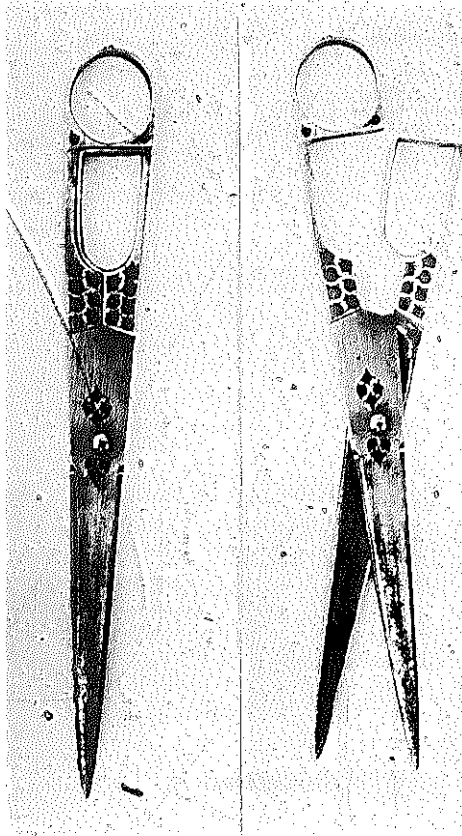


Figure 81 Handmade Scissors

every writing set. The decoration of pierced work (*sabakeh-estlmi*) is drilled in with a fiddle drill (*hach kamāneh*) and later shaped with a file. Carpet weavers need a special type of scissors with handles at an angle to the blades (*mīqāz-e sotor*).

Another ironworking craft that has given way to mass-produced imported products is that of the needle maker (*sūzqi-sāz*).

#### Cutlery Grinder

An independent craftsman often working for the cutler, sometimes for the general public in the bazaar or as an itinerant tradesman is the cutlery grinder (*čāqū-*

*līzkōn*, *qāčī-līzkōn*). Figure 82 shows him squatting behind his grinding bench (*čarh-e sangtarās*). The shaft (*māl*, *mīleh*) carries the sandstone grinding wheel (*sang-e sāyi*) or an emery wheel (*sang-e sombādeh*). The shaft is supported by a pair of plain bearings (*pā-ye čarh*). The grinder's assistant keeps the wheel rotating by pulling and relaxing a belt (*časmeh*, *dīčal*). The grinding (*līz kardan*, *tarāsīdan*) is rather rough, but subsequent honing on a whetstone (*sang-e rūmī*) provides a good cutting edge.



Figure 82 A Cutlery Grinder

#### File Cutter

The file cutters (*souhān-sāz*, *āj-kon*) of the bazaars of the larger cities are busy craftsmen, because imported files are expensive and the local products are of an amazingly high quality and are made to the requirements of the customer's at a reasonable price.

Raw material for smaller files is mild steel that is surface-hardened after cutting. For larger files the good carbon steel of discarded ball bearings is used. The forging up of these bearing races is done in a forge with concertina bellows, but for the subsequent hardening a pot forge with skin bellows is used (Fig. 83). After the



blanks have been forged out they are handed over to an assistant who does nothing but file them to shape on a special bench (*harak*, Fig. 84). He places the forged blank to the filing board (*rū-ye harak*) that is fitted with various grooves to receive files of different cross sections. The file is held down by an iron hoop (*āzangū*) attached to the lower board (*tahteh-harak*). A wedge (*mošteh*) is pushed under the filing board, thus securing the blank for the filing operation (*sābīdan*).

These are the names of the cross sections of the files commonly made:

*souhān-e tasmeh'i*, *souhān-e taht*, flat file  
*souhān-e eahārgiūs*, square file  
*souhān-e sehgiūs*, three-square file  
*souhān-e gerd*, round file  
*souhān-e dom-mūs*, small round file (mouse-tail file)  
*souhān-e nīmgerd*, half-round file  
*souhān-e kārdī*, *souhān-e eāqū'i*, knife-edged file  
*souhān-e arreh*, *souhān-e dō-dam*, cant file  
*souhān-e gāv-dombal*, tapered flat file (cow-tail file)

After they are filed the blanks are handed over to the cutter, a skilled expert. He places the blank on a leaden base (*sorb*), holds it down with his big toe (Fig. 85), and by striking a hammer onto the cutting chisel (*qalam*) he produces a cut (*āj*). During this operation his little finger rests on the blank, and with a rocking movement he shifts the chisel into the next position after each stroke. He uses hammers of varying weight for the different cuts. The cuts are surprisingly uniform in depth and evenly spaced. Four grades of cuts are commonly used:

*āj-e zabr*, *āj-e dorāšt*, *hāsen*, coarse cut  
*āj-e narm*, *motavāssel*, bastard cut  
*āj-e pārdāht*, *āj-e rīz*, *zarīf*, fine cut  
*āj-e sāiqal*, extra smooth cut

The cutting chisel is kept sharp on a honing stone (*sang-e sō*). Apart from the cutting chisel, a sharp-edged cutting hammer was used in Europe for file cutting

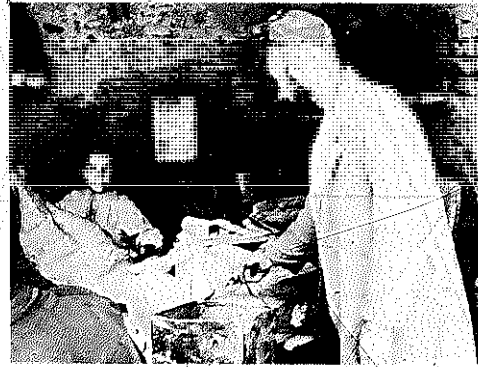


Figure 83 A File Cutter at His Forge



Figure 84 File Blanks Being Smoothed to Size



Figure 85 File Cutting

since medieval times up to the beginning of the machine age (Fig. 86). This type of file-cutting tool was unknown in Persia.

For hardening mild steel, the ready-cut files are covered with a paste of salt and finely-ground horn meal (*ārd-e šāh*, *gardeh-šāh*); brought to bright red heat, sprinkled over again with the salt-horn-meal mixture—a process which is repeated about six times—and in the end quenched, thus obtaining a good surface hardening. This process was mentioned by Theophilus in his chapter in file making:

Scorch ox-horn in the fire and scrape it off, mix it with one-third of salt and grind it thoroughly. Put the file into the fire and when it is red hot sprinkle the mixture all over it, blow the fire to a bright heat in such a way that the mixture does not fall off. Then take the file quickly out of the fire, quench it in water and dry it over the fire.<sup>137</sup>

Figure 86 A Medieval File Cutter (from Mendelssohn's *Stiftungsbuch*)



<sup>137</sup> Translated from W. Theobald, *op. cit.*, Book III, Ch. 18.

The hardening of carbon steel is done the same as elsewhere, namely, by heating and quenching (*āb-e tond dādan*) in a water basin (*dasāb*).

### Gunsmith

Between 1925 and 1941, when Reżā Šāh Pahlavī, hoping to strengthen the central power, disarmed all nomadic tribes and almost all villagers and townspeople, the craft of the gunsmith (*tofang-sāz*) came to an end. The few remaining members of the craft maintain a small number of licensed shotguns and make ammunition for hunting. The manufacture of new guns is forbidden; in any case, the gunsmith would have found it difficult to compete with imports from Western armament factories.

The following technical terms referring to the gun and its parts have been recorded from an old gunsmith in the Širāz bazaar:

- tofang*, gun
- tofang-e sar-por*, muzzle-loader gun
- tofang-e čahmāh*, *tofang-e čaqmāq*, flintlock gun
- sang-e čahmāh*, *sang-e čaqmāq*, flint stone
- čahmāh*, *čaqmāq*, firing cock of gun
- galangeh-dān*, cocking lever on gun
- tofang-e sūzanī*, needle gun
- sūzan*, firing needle of gun
- tofang-e tah-por*, *tofang-e tahī*, breech-loading gun
- kāmar-sūzan*, breech of a shotgun
- tofang-e gulūleh-zan*, rifle
- hān*, rifling
- hān-dār*, rifled
- gulūleh*, bullet
- gūleh*, heavy shot for shooting wild pigs
- tofang-e sācmeh-zan*, shotgun
- sācmeh*, shot
- čahār-pāreh*, deer shot (up to 12 balls per cartridge)
- parandeh-zanī*, very fine shot (*parandeh* means "bird")
- bārūt*, gunpowder
- bārūt-e bihāl*, smokeless gunpowder
- bārūt-dān*, powder horn
- hārūt-sanj*, powder measure
- časnī*, percussion cap
- peštānak*, anvil on gun to carry percussion cap

*fulmināt*, priming charge in detonator (Fr. *fulminant*)  
*lūleh*, barrel  
*tofang-e yak lūleh*, single-barreled gun  
*tofang-e do lūleh*, *tofang-e dō tūr*, double-barreled gun  
*qofl*, gunlock  
*māseh*, trigger  
*hāfez-e māseh*, trigger guard  
*darajeh*, foresight of a gun  
*šekāf-e darajeh*, backsight of a gun  
*hazīneh*, magazine in gun  
*fešang*, cartridge  
*fešang-e jāngī*, military cartridge  
*fešang-e šekārī*, shotgun cartridge  
*fešangkaš*, cartridge ejector  
*pūkeh*, cartridge case  
*sendān-e pūkeh*, anvil in bottom of cartridge case  
*zeh*, edge on cartridge case  
*sūrāh-e pūkeh*, touch holes in cartridge  
*sūrāh-e sūz*, touch holes of gun  
*namad*, felt wad in cartridge  
*moqavvā*, cardboard wad for cartridge  
*hasāb*, *sāneh* (= comb), cartridge frame  
*fešang-e hāli*, blank cartridge  
*navār-e fešang*, bandolier  
*dasteh-āčār-e tofang*, tool kit for gun maintenance

The gunsmith, the balance maker, and the locksmith all belong to a group of craftsmen coming close to what we call fitter or general ironworker. They have the following tools in common:

*gīreh*, vice  
*gīreh-ye movāzī*, parallel vice  
*gīreh-ye lūleh-gīr*, pipe vice  
*gīreh-dast*, hand vice  
*gīreh-kaj*, beveling vice  
*fakk-e gīreh*, vice jaw  
*souhān*, file  
*borādeh*, *sūvāleh*, filings, scrapings  
*qalam*, *tīzbor*, chisel  
*qalam-pahn*, *tīzbor-pahn*, broad cold chisel  
*qālam-dambārīk*, cross-cut chisel  
*qalam-nāhānī*, *tīzbor-e sar-nāzeh* (meaning "spear-shaped"), chisel for cutting sheet metal  
*čakoš*, hammer  
*čakoš-e mīšparē*, riveting hammer  
*čakoš-e mīš-kaš*, claw hammer  
*soṃbeh*, punch  
*soṃbeh-nešān*, center punch  
*huṃūf*, letter punches  
*šomāreh*, number punches

*sūzan-e haṭṭkaš*, scriber  
*haṭṭkaš-e pā'idār*, surface gauge  
*mateh*, drill, auger  
*jān-e mateh*, drill point  
*mateh-gūr*, drill chuck  
*mateh-sangbor*, masonry drill  
*tan-e mateh*, brace  
*zāvīyeh-boreš*, cutting edge of a tool  
*šīyār*, flute on drill  
*dom-mahvūtī*, tapered drill shank  
*dom-gerd*, cylindrical drill shank  
*sāket*, *kolāhak*, Morse bush  
*jeqjeqeh* (*jeq-jeq* means "noise"), *qarqareh* (Arab. means "noise"), ratchet drill  
*derafš*, (Tehran), *derou* (Širāz), *derabš* (Isfahān),awl  
*borqū* (Isfahān), *bolqū* (Širāz), reamer  
*borqū-motaharrek*, adjustable reamer  
*borqū-lūleh*, tapered pipe reamer  
*qālāvīz*, thread tap  
*dast-e qālāvīz*, tap wrench  
*hadīdeh*, thread die  
*šabr* (Ger. *Schaber*), scraper  
*šabr-pahn* (Isfahān), *šabr-dampahn* (Širāz), flat scraper  
*šabr-sehguš*, three-cornered scraper  
*šabr qāsoqī*, bearing scraper  
*arreh āhanbor*, *arreh kamāneh*, *arreh kamānī*, hacksaw  
*arreh mošābak*, *lobzeg* (Ger. *Laubsäge*, via Russia), fretsaw  
*kamān*, frame of the hacksaw  
*moka ab-e pā'īn*, fixed end on hacksaw  
*horūsak*, *pič-horūsak*, saw-tightening screw  
*ambor-dast*, pliers  
*ambor-dast-e dampahn*, *dambārīk*, flat-mouthed pliers  
*ambor-dast-e damgerd*, round-nosed pliers  
*ambor-dast-e movāzī*, pliers with parallel jaws  
*ambor-dast-e lūleh-gīr*, pipe wrench  
*ambor-dast-e āyeq*, electrician's pliers  
*mīh-čīn*, *qaičī mīh-čīn*, wire cutter, side cutter  
*lūlehbor*, pipe cutter  
*gāz*, pincers  
*qaičī*, tin snips  
*qaičī ahromī*, levered shears  
*tič*, cutting edge of tin snips  
*āčār-e zanjūrī*, chain vice  
*lūleh-hankon*, pipe-bending device  
*lūleh-rāstkon*, pipe straightener  
*moqavvā-boš*, *pelakbor* (Tr. *plaqe* means "washer," "disk"), *māngāneh* means wad  
punch, saddler's punch (also: press, vice, roller)  
*ambor-e māngāneh*, *soṃbeh*, punch pliers for leather

*ācār*, spanner  
*ācār-e čakoši*, monkey wrench  
*ācār-e lülehgir*, pipe wrench  
*ācār-e farānseh* (Fr.), *ācār-e inglīsī* (Eng.), adjustable spanner  
*ācār-e haftsarī*, *ācār-e sehfofangeh*, multiple-headed spanner  
*ācār-e bokā* (Eng. box), box spanner  
*ācār-e polomb*, lead seal pliers  
*ācār-e pičgūšī*, screwdriver  
*dasteh-ācār*, set of spanners  
*pičgūšī-sarkaj*, angle screwdriver  
*zar* (1 *zar* = 16 *gereh* = 32 *bahr* = 41 inches), an old standard measure  
*metr*, ruler  
*metr-e načārī*, tape measure  
*kolīs* (Fr. *conlisse*), sliding gauge  
*kolīs-e sūrāh*, depth gauge  
*haft-kaš*, straight-edge  
*gūniyā*, square  
*gūniyā-lab-e dār*, back or try square  
*gūniyā-vāšō*, *gūniyā-motaharrek*, protractor or bevel gauge  
*gūniyā-fārsī*, miter square  
*šafheh*, *sāfi*, surface plate  
*pargār*, compasses  
*pargāreh*, small compasses  
*andāzeh*, measure, yard, quantity  
*andāzehgīr-e hārejī*, outside calipers  
*andāzehgīr-e dāheli*, inside calipers  
*andāzehgīr-e pič*, screw pitch gauges  
*zāvīyeh*, *zāvīyeh-kaš*, protractor  
*filervāf* (corrupt English), feeler gauge  
*houviyeh* (Tehran, Isfahān), *hōviyeh* (Sirāz), soldering iron  
*qal*, tin  
*qal-e lahīm*, soldering tin  
*lahīm kardan*, to solder  
*lahīm-e berenj*, hard solder  
*jōhār*, *jauhar*, *asid*, soldering flux  
*nešādor*, sal-ammoniac  
*bōrak*, *būrāq*, *būreh*, *tankār*, borax

### Balance Maker

The use of standard weights is a long-established practice in Persia. Under Darius I (521–485 B.C.) a fully developed system of standardized weights was in existence.<sup>138</sup> In 1937 E. F. Schmidt<sup>139</sup> of

the Chicago University Oriental Institute unearched a beautifully finished grayish green diorite weight (Fig. 87) with a trilingual inscription. The Old Persian version begins: "420 karsha. I am Darius the great King," and so forth. The Babylonian version gives the weight as 20 minae. This standard prototype, as we would call it today, weighs 9,950 grams, and allowing for the chipped-off lower edges a mina would be almost exactly 300 grams.




Figure 87 Standard Weight of Darius I from E. F. Schmidt, *The Treasury of Persepolis*, reproduced courtesy of the Oriental Institute, University of Chicago.

The theory of the balance was known in Persia for many centuries. Abū Jafār al-Ĥāzini,<sup>140</sup> a native of Persia, wrote a long treatise on balances toward the end of the eleventh century A.D. It is based on sound geometrical and mechanical principles and is accompanied by numerous drawings. Al-Ĥāzini also gives a description of the so-called water balance for the determination of the specific gravity. His values for specific gravities of about 50 commonly used substances, which he determined by

<sup>138</sup> F. H. Weissbach, "Zur keilschriftlichen Gewichtskunde," pp. 625–696.

<sup>139</sup> E. F. Schmidt, *Excavations at Tepe Hissar*, pp. 62–63.

<sup>140</sup> N. Klunikoŭ, *Al-Kitāb mišān al-ḥikma (The Book of the Balance of Wisdoms)*, *Al-Ĥāzini*, pp. 1–128.

his own experiments, vary little from accepted modern values. His specific gravity for mercury of 13.56, to quote only one example, is close to the modern value of 13.557, whereas the two values which Robert Boyle found in the seventeenth century by two different methods, viz., 13.76 and 13.36, are considerably less accurate. Against this background it is not surprising to find in Persia to this day a great variety of well-built balances, scales, and steelyards.

In line with the ever changing political development over the centuries a complicated system of weight standards evolved. Accounts of what was in use in the Middle Ages and up to our time are given by A. K. S. Lambton<sup>141</sup> and W. Hinz.<sup>142</sup> One of the first steps in the direction of unification of provincial standards was the equation in terms of metric units by law of 1926. In 1935 the metric system was officially introduced, but the old standards are still widely used. The basic unit of many of these local standards is the *man*.<sup>143</sup> While the actual weight of the *man* varied in different provinces the *man-e Tabriz* was the most widely used. The following table is based on observations made in Shiraz in 1938:

| UNIT                | OFFICIAL METRIC EQUIVALENT | TRADITIONAL EQUIVALENT |
|---------------------|----------------------------|------------------------|
| <i>man-e Tabriz</i> | 3.00 kg                    | 2.97 kg                |
| <i>man-e sagal</i>  | 3.00 kg                    | 2.97 kg                |
| <i>harvār</i>       | 300 kg                     | 297 kg                 |
| <i>man-e šāh</i>    | 6.00 kg                    | 5.94 kg                |
| <i>čāyak</i>        | 750 grams                  | 740 grams              |
| <i>vaqqeh</i>       | 375 grams                  | 370 grams              |
| <i>šir</i>          | 75 grams                   | 74 grams               |
| <i>meşqāl</i>       | 10 grams                   | 4.64 grams             |
| <i>nohād</i>        | 0.2 gram                   | 0.193 gram             |
| <i>ju</i>           | —                          | 0.048 gram             |
| <i>gādom</i>        | —                          | 0.018 gram             |

The maker of balances and scales (*mizān-sāz*, *tarāzū-sāz*) is only found in

larger towns. Two main types of balances can be distinguished:

1. Balances and scales with a central pivot: (a) those suspended from a fixed point (*mizān*); (b) those held by the hand when in use (*tarāzū*).
2. Balances with an unequal lever and moving weight (steel yard, *kapān*, *qapān*).

Figure 88 A Balance Suspended from a Fixed Point



<sup>141</sup> A. K. S. Lambton, *Landlord and Peasant in Persia*, pp. 405 ff.

<sup>142</sup> W. Hinz, *Islamische Masse und Gewichte umgerechnet auf das metrische System*, pp. 1-36.

<sup>143</sup> In other places spelled "mann," "maund," etc. This unit is in fact a direct descendant of the ancient *mina*. For its history throughout Persia and the Islamic world, see W. Hinz, *op. cit.*, p. 16.

*Balance Suspended from a Fixed Point*

This balance (Fig. 88) is mainly used by the bazaar merchant in his permanent stall and is normally made of steel (*āhanidūs*). It moves in a shackle (*darvāzeh*) that provides the bearing (*āvīzān*) for the pivot point (*mīl*). Hanging freely from the shackle is a little stirrup (*āvīz*) that holds the shackle legs together. The balance is suspended from a rafter in the ceiling by a hook (*qolāb*). A tongue (*mīl, fāneh, līsān*) to indicate equilibrium is attached to the balance beam and is playing inside the shackle. The balance maker pays great attention to the proper design of the beam (*sāqeh, sāhan, sāhand, sāhāng, sāhīn, sāhīn*). He is fully aware of what we call the coincidence of the center of gravity for the beam's mass with the pivot point. The end bearing pins (*mīl*) of the beam are, like the center pivot, of hardened steel and have a knife edge (*tīz*) in order to reduce friction. Attached to these end bearings are hooked links (*čang*) from which the chains (*zanjīr*) of the weighing scales (*kafeh, kapch, čapch, piyāleh*) are suspended, sometimes over an S-shaped hook (*čap-ō-rāst*). Depending on the kind of goods to be weighed the scales are sometimes merely flat boards (*tahteh*). Balances of the *mīzān* type are used to weigh up to half a *harvār* (about 300 pounds).




Figure 89 Goldsmith's Scales




Figure 90 Goldsmith's Scales in a Box

*Scales Held by the Hand When in Use*

Figure 89 shows a pair of scales such as a goldsmith or silversmith would use (*tarāzū-ye meyxāli*). They have all the characteristics of a well-designed balance—good mass distribution on the beam, knife-edged bearings, and indicating tongue. They are usually kept in a wooden case (*qōli, jābeh*, Fig. 90). The details in design and decoration on the beam, shackle, and weights (*sang-e važu*, Fig. 91) show that they are made with loving care.




Figure 91 Weights for the Goldsmith's Scales Shown in Fig. 90

The peddler selling his goods from door to door has a much plainer type of scales (Fig. 92). The beam is turned of wood, with holes in the ends for leather straps acting as end bearings. The scales proper are often made in the form of wicker baskets and are suspended from the beam by leather belts. In use the pair of scales is suspended by a piece of rope (*mošleh*, *mangüleh*), which forms the center pivot.

*Balance with Unequal Lever and Moving Weight (Steelyard)*

The principle underlying this type of balance was already known to Aristotle (384–322 B.C.), who evolved the theory of it in his "Mechanical Problems."<sup>144</sup> Vitruvius mentions it as a useful apparatus in Chapter I of his *De architectura*, which was written about 16 B.C.<sup>145</sup> Many Roman steelyards have been unearthed in most parts of the Imperium<sup>146</sup> that are almost



Figure 92 Peddler's Scales

Figure 93 A Steelyard



identical with the type now used in Persia, and it is safe to assume that they have been the same since Roman times.

Figure 93 shows a steelyard used outside the bazaar of Šīrāz. It is suspended here from a tripod (*seh-pāyeh*), but inside the vaults of the bazaar it would hang on a chain from the ceiling. The load and the suspension shackles are on the right, the beam (*mīl*) with the moving weight (*sang-e qapān*) and its hook (*qolāb*) on the left. There are three shackles provided: one to suspend the load (*darvāzeh-bār, sar-e āvizān*, Fig. 94, extreme right) and two to suspend the steelyard (*sar-e sabok* and *sar-e sangīn*). They work in the following way: For light loads, i.e., less than one *harvār* (300 kg) the arrangement shown in Fig. 94 is used. The steelyard itself is suspended from the shackle on the top left in Fig. 94 (*sar-e sabok*), while the middle shackle is idle. The short lever arm is about 4 inches long, and the face on the long beam which shows up in this arrangement has divisions (*hatt* or *man*) and quarters thereof (*čārak* in Šīrāz). For loads above one *harvār*, the steelyard is turned over and is then suspended from the middle shackle (*sar-e sangīn*) while the load is still suspended from the end shackle, which has been swung round in the turning process; this time *sar-e sabok* is idle. The long beam now shows another face with divisions for double the weight, and the short lever arm has been reduced from 4 to 2 inches.

Smaller merchants and private people who take delivery of goods do not normally own a steelyard. They can hire one from a man in the bazaar (*qapān-dār*), who charges a small sum (in 1938 one *abbāsī*, or one farthing) per *harvār* weighed. For this he operates the steelyard and writes




Figure 94 The Shackles of the Steelyard

the tally down, thus having a record for his fees at the same time.

### Locksmith

One thing that strikes the visitor to Persia is the juxtaposition of the most ancient technical objects with very modern imported European goods. This is the case with locks and keys too.

The locking up of treasures, grain stores, and temples can be traced back to Egypt and Mesopotamia of the second millennium B.C.<sup>147</sup> In the ninth century B.C.

<sup>144</sup> T. Beck, *Beiträge zur Geschichte des Maschinenbaus*, p. 2.

<sup>145</sup> *Ibid.*, p. 41.

<sup>146</sup> A. Neuburger, *Die Technik des Altertums*, p. 209.

<sup>147</sup> V. J. M. Eras, *Locks and Keys Through the Ages*, pp. 20 ff.



Homer described how Penelope took a bronze key with an ivory handle to open her husband's treasury and armory.<sup>148</sup> There are also several references in the Bible to locks and keys,<sup>149</sup> and it appears that the Romans adapted some of these Mediterranean locks to their own use and spread them wherever they colonized.

The Persian locksmith (*qaffāl*, *qoft-sāz*, *kelid-sāz*) as an iron-handling craftsman has a medium-sized furnace with concertina bellows for the forging of the metal parts of the lock. Brazing is done in a small pot forge. Since some locks are partly made of wood the locksmith has to know how to handle this material. His wood-working tools are similar to those of the carpenter.

The locks he makes show a variety of ingenious technical features. Some of them are similar to Egyptian and Greek locks; others to Roman locks; some point to India and China, others have been in use in Europe in the Middle Ages and up to the Industrial Revolution. The construction of the lock will be treated in more detail here, but it is not possible at the present stage of knowledge on this subject to say with certainty where each type of lock originated and how it spread.

From a technical point of view the locks found in Persia can be classified as follows:

#### A. Fixed Door Locks

1. Toothed-bolt lock
2. Tumbler lock
3. Spreading-spring lock

#### B. Padlocks

1. Helical-spring lock (with screw key)
2. Barbed-spring lock (with push key)
3. Pipe lock (with screw key)
4. Letter combination lock (keyless)

<sup>148</sup> Homer, *The Odyssey*, xxi.6, 7; 47-51; 241.

<sup>149</sup> Nehemiah 3:23; Judges 3:23, 25; Isaiah 22:22.

#### Fixed Door Locks (*kelidūn-e hāneh*)

1. Toothed-bolt lock (*qoft-e rūmī*, *kolūn-dān*)

If the modern reconstruction of the Homerian lock is correct<sup>150, 151, 152</sup> (Fig. 95) the closest to it in function would be the toothed-bolt lock, the lock of Rūm, i.e., Byzantium. This seems to agree with Pliny's claim that a Theodore of Samos invented this lock.<sup>153</sup> It has a strong wooden bolt (*kolūn*, Fig. 96) sliding through the actual lock body, which is attached to the door wings by heavy hand-forged iron nails. The end of the bolt engages in a catch (*mādeh*) on the other wing. To open or close this simple bolt-and-catch arrangement, one side of the bolt carries a number of cut-in teeth (*dandāneh*) into which an iron key (*kelid*, *tamlid*) engages. For each full turn of the key the bolt moves the distance between two teeth, and after several turns the bolt will reach its end position, thus locking or unlocking the door. This lock gives security in a threefold way: (a) The bit of the key (*zabān-e kelid*) must have a certain length, measured from the center of the shank, in order to mesh properly with the teeth and to move the bolt from tooth to tooth. (b) The lock body carries a number of fixed pegs and a center plate of steel; both would be called "wards" in Western terms. The key can only be turned if it has notches (*chāh-e kelid*) corresponding to the positions of the ward pegs and the plate. (c) To prevent opening of the door by just pushing the bolt away, e.g., from inside, a wooden tumbler (*saitānak*, meaning "little devil") is situated inside the lock. This tumbler normally falls into the notch in the end position of the bolt and locks it

<sup>150</sup> A. Neuburger, *op. cit.*, p. 339.

<sup>151</sup> V. J. M. Eras, *op. cit.*, p. 34.

<sup>152</sup> Li. Col. Fox-Pitt-Rivers, *On the Development and Distribution of Primitive Locks and Keys*, p. 23.

<sup>153</sup> V. J. M. Eras, *op. cit.*, p. 34.

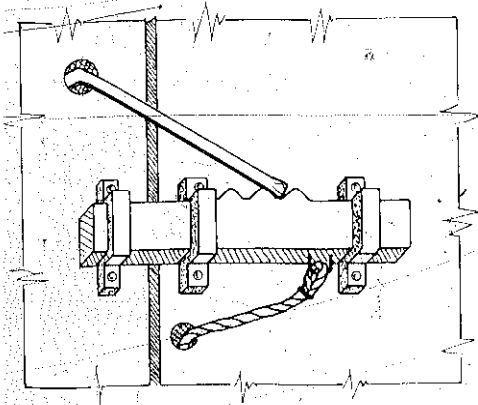


Figure 95 Reconstruction of the Homeric Lock (after A. Neuburger, *Die Technik des Altertums*)



Figure 96 A Toothed-Bolt Lock

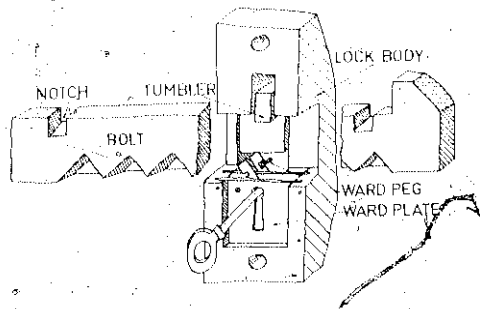


Figure 97 A Toothed-Bolt Lock (bolt partly removed)

there (Fig. 97). During the first turn the key lifts this tumbler, and from then on the bolt is free to slide. Lt. Col. Fox-Pitt-Rivers found this kind of lock in India<sup>154</sup> and China<sup>155</sup> about 1880, both having all the features described above. Hommel<sup>156</sup> also describes and illustrates a similar lock for China.

## 2. Tumbler lock (*kolün*)

This lock can be found in all parts of Persia and is also of great antiquity in its construction. Keys for this type of lock dating back to about 2000 B.C. have been found in Horsābād, the ruins of ancient Niniveh.<sup>157</sup> Bolts and tumblers, both in stone, have been excavated by Ghirshman at Cogā Zambīl near Susa. He describes this lock, dating from the thirteenth century B.C., and thinks that the stone bolt has been attached to a wooden door by means of bronze clamps.<sup>158</sup> Keys from the time of Rameses II (1291–1225) B.C.<sup>159</sup> are still in existence. Needham<sup>160</sup> shows that these locks were used in Old Loyang and mentions a Chinese tradition that a fifth-century B.C. locksmith, Kungshu-Phan, was the inventor of the tumbler lock. This lock was in general use in classical Greece under the name of Balanos lock, *balanos* meaning "acorn." The Romans made it of metal and improved it by introducing steel springs for the action of the tumblers. Many keys and a considerable number of whole locks have been unearthed in former Roman colonies,<sup>161</sup> from Britain to North

<sup>154</sup> Fox-Pitt-Rivers, *op. cit.*, p. 23, and Plate X, Figs. 113–116.

<sup>155</sup> *Ibid.*, Plate X, Figs. 117–119.

<sup>156</sup> R. P. Hommel, *China at Work*, pp. 296 ff.

<sup>157</sup> V. J. M. Eras, *op. cit.*, p. 20.

<sup>158</sup> R. Ghirshman, "Tehoga Zambil près de Susa," p. 113.

<sup>159</sup> A. Neuburger, *op. cit.*, p. 338.

<sup>160</sup> J. Needham, *The History of Science and Civilisation in China*, Vol. 4, Part II, p. 238.

<sup>161</sup> Fox-Pitt-Rivers, *op. cit.*, pp. 7–9.

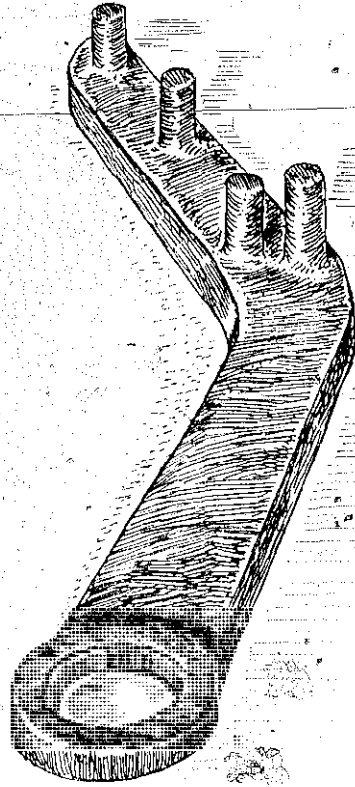


Figure 98 Key of a Tumbler Lock from Palestine

Africa, Palestine<sup>162</sup> (Fig. 98), and Asia Minor.<sup>163</sup> The Arabs took it over, and their merchants spread it as far as Indonesia.<sup>164</sup> Fox-Pitt-Rivers mentions it as being in use in remote parts of Britain, in Norway,<sup>165</sup> Austria, and Germany about 1875,<sup>165</sup> and the doors at Pembroke College, Cambridge, were still locked with genuine tumbler locks in 1963. Figure 99 shows an application to a Persian garden gate (1938). The lock itself is built into the wall, and the wooden key can be passed into the lock through a hole in the wall. A

tumbler lock dismantled into its parts is shown in Fig. 100 and with the key in position in Fig. 101. The bolt has a number of notches into which tumblers (*saiṭānak*, *fāneh*) drop when the lock is being closed, thus securing the bolt. For opening, a key (left foreground, Fig. 100) is inserted into the hollow end of the bolt (*kelid-hwor*) through a slot in the lock body. Pegs or elevations on the key correspond to the notches for the tumblers. The key is then lifted, thus pushing up the tumblers, and when the key is pulled the bolt is withdrawn. There is a wide range of permutations possible through varying numbers and different arrangements of the tumblers. This gives the lock a high degree of security, probably the strongest reason for its survival for more than four millennia. A close inspection shows that the principle on which our modern "Yale" lock is built is exactly the same, another proof of the soundness of the basic principle.

A variation of the tumbler lock is used in the Yazd-Iṣfahān area. The tumblers, in a wooden lock, control a vertical iron bolt (*nar*, meaning "male") that fits into an iron catch (*mādeh*, meaning "female").

### 3. Spreading-spring lock

Completely different principles apply in the design of this lock, mainly found in Āzarbaijān. It is an iron box lock (Fig. 102) with two strong springs (*S*) protruding from the box. These springs engage on both sides of the catch hook (*C*). The key has a double bit of such dimensions that when it is turned the springs spread out, disengage from the catch, and the door can be opened. If one or both sides of the bit are too small the spring will not spread enough. If the bits are too large they will not fit into the keyhole. In addition there are ward pegs and a ward plate provided

<sup>162</sup> H. B. Hunting, *Hebrew Life and Times*, and drawing by O. E. Erceg.

<sup>163</sup> A. Neuburger, *op. cit.*, pp. 340-341.

<sup>164</sup> V. J. M. Eras, *op. cit.*, p. 43.

<sup>165</sup> Fox-Pitt-Rivers, *op. cit.*, p. 7.




Figure 99 A Tumbler Lock and Key from Isfahān




Figure 101 A Tumbler Lock, Seen from Underneath, Key in Position




Figure 100 A Tumbler Lock Dismantled

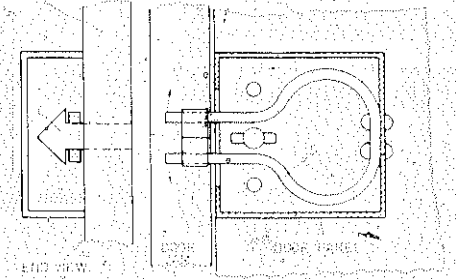


Figure 102 A Spreading-Spring Lock

that have to fit into slots on the key bits, so that altogether the security of the lock is reasonably good.

These three types of fixed door locks are only used for main doors, garden gates, and so forth. Smaller doors, strong boxes, and cupboards are locked by a variety of padlocks:

#### Padlocks (qoll-e āhan)

1. Helical-spring lock (with screw key, *qoll-e janar*)

This type of lock seems to be the most popular. Inside a tubular body (*fāleh*, Fig. 103) is a lock guard (*zabāneh*) with a hook engaging in the notch (*kaneh*, *čak*) of the shackle (*halqeh*). A helical spring (*janar*)

presses the lock guard tightly against the shackle notch, thus keeping it locked. The lock guard carries a small tube that has an interior thread (*pič-e mādeh*). The thread is produced by brazing a steel wire, wound to a helix, inside the tube. A guide pin (*mīleh*, *maftūl*) forms the center of the tube. On its round shank the key (*kelid*) has an exterior thread (*pič-e narj*), again brazed-on wire, that fits exactly into the tube thread on the guard. The pipe of the key shank must also fit into the guide pin, in length as well as diameter. To open the lock, the key is screwed in up to its shoulder. With another half turn the lock guard is drawn toward the key, thus unlocking the shackle. Considering that change of key diameter, screw pitch,

number of thread starts, length, and diameter of guide pin offer a wide scope for permutations, it is understandable that even the modern Persians rely so much on this lock (Fig. 104). The same kind of lock was in use in medieval England, France, and Germany. It has been observed in these countries as late as 1875.<sup>166</sup>

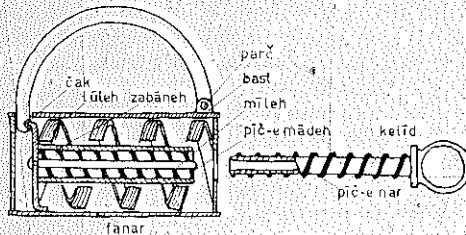


Figure 103 Section of a Helical-Spring Lock




Figure 104 A Helical-Spring Lock with Locking Piece and Key

2. Barbed-spring lock (with push key, *qošt-e fanari*)

This efficient lock is still widely used. It can be traced back to the Romans, was used all over Europe before the Industrial Revolution,<sup>167</sup> was still in existence in the British Navy at the beginning of this century<sup>168</sup> and is to this day the common

lock in China<sup>169</sup> and Southeast Asia.<sup>170</sup> Fox-Pitt-Rivers' theory<sup>171</sup> that it was invented by the Romans and traveled via Persia, Central Asia, to India and China should be difficult to prove with so little historical information on technical things available. The idea of this lock might just as well have traveled the other way or might have spread from the Middle East to Rome and Europe on the one hand and to India and China on the other. In its basic form (Fig. 105) the barbed-spring lock consists of two parts: the lock body (*tan-e qošt*) and the locking piece (*zabāneh*), the latter carrying two sets of barbed springs (*fanar*). For locking, these two parts are pushed together, and the springs spread out upon reaching their end position, thus completing the locking without a key. To open it, a key with two notches is introduced. These notches cover the springs, and when pushed right in, press them together, thus allowing the locking part to be withdrawn by hand. Security is offered by variation of the spring distance. Figure 106 shows a small cupboard lock of the barbed-spring type, with the lock body in the form of a horse giving the lock its name "horse lock" (*qošt-e aspi*). The locking piece with the springs and the shackle is shown above the horse. To open the lock, the push key (bottom of Fig. 106) is inserted from the front.

A variation of this lock is shown in Fig. 107. It combines the features of the barbed-spring lock with those of the screw lock: a locking piece with the barbed springs (bottom in Fig. 107) will lock the shackle when pushed right in. The key, however, is not the simple push type but has a screw (*pic-e nar*) at its front end that

<sup>166</sup> *Ibid.*, R. P. Hommel, *op. cit.*, p. 295; J. Needham, *The History of Science and Civilisation in China*, Vol. 4, Part 11, p. 241.

<sup>167</sup> A. Neuburger, *op. cit.*, p. 342, and Fox-Pitt-Rivers, *op. cit.*, p. 16 and Plate V, Figs. 21-26.

<sup>168</sup> V. J. M. Eras, *op. cit.*, p. 44.

<sup>170</sup> Author's own observations in Thailand and Indochina in 1955-1956.

<sup>171</sup> Fox-Pitt-Rivers, *op. cit.*, p. 20.

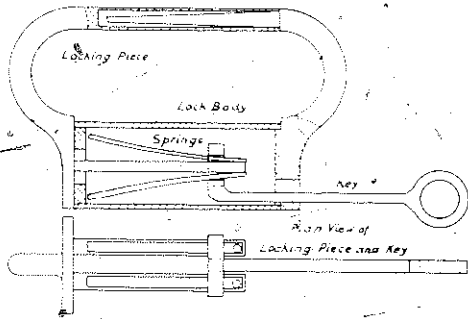


Figure 105 A Barbed-Spring Lock




Figure 106 Parts of the Horse Lock




Figure 107 A Barbed-Spring Lock with Screw Key and Locking Piece

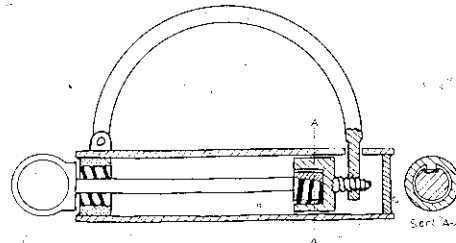


Figure 108 A Pipe Lock

Nuremberg in Germany. The Nuremberg lock is now kept in a collection of medieval German locks.<sup>172</sup>

must first be screwed through the threaded front (*pi-e mādēh*) of the body: Only after this can the key be pushed forward, when the two notches in it will compress and release the springs as in the ordinary spring lock. Apart from the variation obtained from the spring arrangement, there is further security through variation in thread size, number of starts, pitch, and sense of thread (left or right hand). Locks of this construction have been observed outside Persia in places as far apart as Burma and

3. Pipe lock (with screw key, *qoft-e lāleh*)  
The part characteristic of this lock (Fig. 108) is a small cylindrical locking piece inside a pipe body (*lāleh*). This piece has a threaded front end fitting into the shackle, locking it when properly screwed in. The key has a threaded end that has to fit into the front end of the pipe. After being screwed through this end, the key is pushed forward. A groove on the key fits

<sup>172</sup> *Ibid.*

into a spline on the locking piece. When the key is turned the locking piece can be unscrewed in order to release the shackle. A range of permutations is obtained by varying the thread of the key with regard to pitch, diameter, and sense, and also by varying the dimensions of spline and groove on key and locking piece respectively. The locking piece always stays inside the tube.

Pipe locks have also been described for India and medieval Europe.<sup>173</sup>

#### 4. Letter combination lock (keyless, *qoff-e hurūfi*)

With so great an importance placed on security by permutation it is not surprising that we find a keyless letter combination lock in Persia. Figure 109 shows a padlock with three lettered rings (*galtak-e hurūfi*, *mahr-e hurūfi*). The shaft of the locking piece (*mil-e qoff*) has a long lip with three slots at the middle of each of the lettered rings. The rings have grooves to fit the slots in the lip. When the locking piece is pushed in, it engages the shackle, and as soon as the lettered rings are turned round, the lock can no longer be opened until the rings are brought back into a certain position that is signified by a combination of letters, only known to the owner of the lock, on the front of the lock.

Letter combination locks of similar construction were still in use in France in 1750<sup>174</sup> and have been revived lately for the protection of bicycles and motor cars.

#### Steel Fretworker

An ironworking craftsman whose products are more on the artistic side is the steel fretworker *ṣabakeh-kār*. He makes ornamental steel plates known as *ṣabakeh-*

*ye eslīmī*. These objects range in height from 3 inches to 3 feet. They have a religious significance and are displayed in the homes of members of craft guilds. Once a year they are carried in the Moharram procession on the tops of flagstaves or suspended from the emblem poles of the various craft guilds. Figure 110 shows such




Figure 109 A Letter Combination Lock

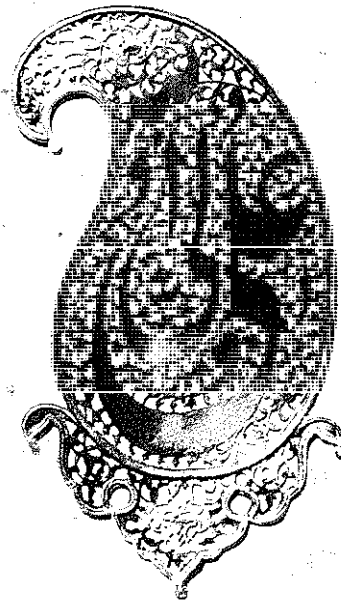


Figure 110 A Pierced Steel Ornament

<sup>173</sup> *Ibid.*, p. 21, and Plate VIII, Figs. 85-89.

<sup>174</sup> D. Diderot, with J. d'Alembert, *Encyclopédie ou Dictionnaire Raisonné des Sciences et des Arts et Métiers*, heading *serurier*, Figs. 134-140.

an ornament, the inscription reading *Ali vali-ullāhi*, Ali Lieutenant of God.

The steel fretworker starts from a flat piece of bright steel of about 20 B.W. Gauge. He applies a mixture of chalk and glue water to it to produce a white surface. After drying he transfers the design from a perforated drawing by means of charcoal dust. He drills small holes (*sūtāh kardan*) with a bow drill wherever the design requires them. They are widened either

by filing (*souhān kardan*) or fret sawing (*borīdan bā arreh*). The burr is taken away with a file (*sābīdan bā souhān*). In most cases a further ornamentation, an incrustation with gold, is applied (*telā kūbīdan šabakeh*). This means roughening the surface (*rūš āj kardan*), beating in gold wire (*sīm-e telā*), and burnishing with an agate (*sang kašīdan*). Many of the ornaments are fitted with brass frames that are gilded and have profiled edges.



## WOODWORKING CRAFTS

### Persian Timber Used by the Craftsman

If we accept the geologists' claim that during the North European Ice Age the Iranian Plateau was passing through a pluvial period,<sup>1</sup> followed by a gradual drying up of an inland lake, we can understand that in the days of the Achaemenian kings there were still large forests in the heart of Persia where today we find rarely more than single trees. Darius says in the foundation charter of Susa,<sup>2</sup> "the *yakā* timber was brought from Gandara and Carmania. . . ." I. Gershevitch shows that Old Persian *yakā* is identical with the sissoo tree (*jag* or *jaḡ*), which gives a hard, dark brown, and durable timber, and that the tree grows in the sub-Himalayan region of India and Pakistan as well as in Afghanistan and is

indigenous in the Balūcistān and Makrān region of Southeast Persia.<sup>3</sup> It has been identified as *Dalbergia sissoo* Roxb. Even a medieval geographer mentions large forests in some parts of the Plateau.<sup>4</sup> Since then, however, the indiscriminate felling of trees for timber and charcoal production has denuded wide parts of the country, and has thus caused extensive soil erosion and subsequent reduction in agricultural production. Only the dense forests of the Caspian provinces north of the Alburz mountain range, with their heavy rainfall, still yield considerable quantities of useful timber. The greater part of the requirements of the craftsmen of today actually comes from there. Apart from this region there are still forests of oak trees in the valleys of the Zagros mountains. Walnut

<sup>1</sup> R. Ghirshman, *Iran*, p. 27.

<sup>2</sup> *Ibid.*, p. 165.

<sup>3</sup> I. Gershevitch, "Sissoo at Susa," pp. 316-320.

<sup>4</sup> Al-Balkhi, *Description of the Province of Fars*, trans. G. Le Strange, p. 24.

and plane trees, cyprus, and pines are grown in the famous Persian gardens wherever there is water to irrigate them. Fast-growing willows and poplars line the irrigation channels; they are the main source for the cheaper building timber today.

The following list of useful timber has been compiled in conversations with woodworking craftsmen and peasants; wherever possible their botanical names are given, in most cases verified by a botanist.<sup>5</sup> The place names given in the list are those where the name of the tree could be found in use. This does not exclude the possibility that the same name is used somewhere else as well, either for the same tree or for another species.

- ābnūs*, ebony (*Diospyros ebenum*)  
*āfrā*, maple tree (*Acer insigne*) in Šāhī, Sārī, Miyāndarēh, Katūl, \*Hājīlār (Caspian provinces). A big, good-looking tree giving a fine-grained, light-colored timber.  
*āj*, maple tree (*Acer laetum*) in Lāhījān (Caspian provinces)  
*ālās*, beech tree (*Fagus sylvatica* or *F. orientalis*) in Mañjil, Kūh-e Darfak, Kelārdašt (Caspian provinces)  
*ālas*, beech tree (*Fagus sylvatica*) in Tališ (Caspian provinces)  
*ambeh*, see *derāht-e ambeh*  
*ambū*, *lambū*, *sepestān*, Sebestens tree (*Cordia myxa*, *C. crenata*) in Bandar Abbās region  
*anāb*, jujube tree (*Ziziphus vulgaris*); also *senjed*  
*anjili*, ironwood tree (*Parrotia persica*) timber used for under-water piles in structural work in Caspian provinces  
*aqāqī*, *aqāqiyā*, acacia tree (*Acacia* spp.)  
*aqāqī-ye jangali*, a forest variety of acacia  
*āqēh-āqā*, elm tree (*Zelkova crenata*) in Gardanch, Čenārān (Turkoman Steppe)  
*āqēh-gaiyīn*, maple tree (*Acer monspessulanum*) in Mañjil (Caspian provinces)  
*āqī*, elder tree (*Sambucus niger*)  
*ār*, ash tree (*Fraxinus excelsior*, *F. oxyphylla*) in Širāz; see also *zabān-gonješik*

<sup>5</sup> E. Gauba, author of "Botanische Reisen in der persischen Dattelregion"; *Arbres et Arbustes des forêts caspiennes de l'Iran*; "Ein Besuch der kaspischen Wälder Nordpersiens."

*arjan*, wild bitter almond tree (*Amygdalus* spp.); cf. place name: Dašt-e arjan; Fārs  
*arjevān*, Judas tree (*Cercis siliquastrum*); wild in Lūristān and Gorgān

*āvers*, cyprus tree (*Cupressus sempervirens* (Caspian provinces); according to J. E. Polak, *āvers* is *Juniperus excelsa*.<sup>6</sup>

*āzād*, *āzādār*, elm tree (*Zelkova crenata*); the hard wood of this tree is used for the manufacture of the load-carrying shoulder bars of Gilān and Bandar Abbās. Cf. E. Gauba, "Botanische Reisen, in der persischen Dattelregion," Vol. 2, p. 30

*azār*, cedar tree (*Cedrus* spp.)

*azdār*, elm tree (*Zelkova crenata*) in Aliābād and Hājīlār (Caspian provinces); cf. *āzād*, *āzādār*

*azgīl*, medlar tree (*Mespilus* spp.) wood for the manufacture of pipe stems

*bādām*, almond tree (*Amygdalus communis*)

*bādām-e talh*, bitter almond (*A. amara*)

*bādām-e širīn*, sweet almond (*A. dulcis*)

*bādām-e kāgzi*, almond var. (*A. fragilis*)

*bādām-e aržan*, almond var. (*A. orientalis*)

*bādām-e bohūrak*, almond var. (*A. orientalis*) (Gilān)

*bādām-e kūhī*, (*A. scoparia*) mountain almond

*bādrank*, lemon tree (*Citrus medica*)

*bailak*, maple (*Acer insigne*) in Gilān

*bālank*, lemon tree (*Citrus medica*)

*ba'lāveh-sir*, ash tree (*Fraxinus excelsior*) in Aliābād, Gorgān (Caspian provinces)

*ballūf*, oak tree (*Quercus castaneifolia*, *Q. iberica*, *Q. atropatena*) in Caspian provinces (*Q. persica*) southwest of Širāz in altitudes up to 6,500 feet (E. Gauba, *op. cit.*, p. 46).

*bān*, see *vān*

*ban*, *baneh*, Persian turpentine tree (*Pistacia acuminata*, P, Khinjuk)

*baqam*, *baqem*, logwood (*Haemotoxylon campechianum*)

*baqem-e benāfš*, logwood (*Haemotoxylon campechianum*)

*baqem-e qermez*, sapan wood (*Caesalpinia sapan*)

*bīd*, willow (*Salix micans*, *S. fragilis*)

*bīd-jūdān(ak)*, a willow variety (*Salix zygostemon*)

*bīd-e mājnūn*, weeping willow (*Salix babylonica*)

*bīd-māšk*, musk-willow (*Salix aegyptiaca*)

*bīd-e mu'allag*, weeping willow (*Salix babylonica*)

*bīd-e siyāh*, a willow variety (*Salix* of unknown variety)

*bīd-e zard*, a willow variety (*Salix acmophylla*)

*bīd-hešti*, willow (*Salix fragilis*)

*bondog*, nicker tree (*Caesalpinia bonducella*)

<sup>6</sup> J. E. Polak, *Persien, das Land und seine Bewohner.*

- buzbarak, maple tree (*Acer laetum*)
- buzbarq, buz'alak, maple tree (*Acer laetum*) in Salristān, Gorgān, Miyāndareh, Kātūl, Alīābād, Dāmiyān, Hajjilar (Caspian provinces)
- čandal, see yandal
- čapčapī, cornel tree (*Cornus sanguinea*)
- čenār, plane tree (*Platanus orientalis*)
- čūl, maple wood (*Acer laetum*)
- čūb-e alūbalū, cherry wood (*Prunus cerasus*)
- čūb-e anār, pomegranate wood (*Punica granatum*)
- čūb-e čopoq, wild cherry wood (*Cerasus orientalis*)
- čūb-e finduq, hazel wood (*Corylus avellana*)
- čūb-e gerdū, walnut wood (*Juglans regia*)
- čūb-e golābī, pearwood (*Pyrus communis*)
- čūb-e hanjak, turpentine wood (*Pistacia acuminata*)
- čūb-e jangalī, general name for forest timber, especially beech wood
- čūb-e limūn, lemon wood (*Citrus limonum*)
- čūb-e nāranj, orangewood (*Citrus* spp.), a hard light-colored wood used in Širāz for inlaid work.
- čūb-e sib, apple wood (*Pyrus malus*)
- čūb-e tūt, mulberry wood (*Morus alba*, *M. nigra*) for the manufacture of musical instruments.
- čūb-e zardālū, apricot wood (*Prunus persica*, *P. armeniaca*) for the manufacture of weaver's shuttles.
- dāgdārān, nettle tree (*Celtis caucasia*); cf. dāgdār, meaning "spotted," "marked."
- damī-agāji, ironwood tree (*Parrotia persica*) in Āstārā and Hajjilar (Caspian provinces)
- dārdār, elm tree (*Ulmus campestris*)
- dārcan, elm tree (*Ulmus campestris*)
- deleh-kūčī, Caucasian wing nut (*Pterocarya caucasia*) in Gilān. The wood of the wing nut tree is traded in Europe as Caucasian walnut, but is not to be mixed up with genuine walnut (*Juglans regia*), likewise a native of Persia.
- deraht-e hormā, palm tree (*Phoenix dactylifera*)
- deraht-e anbeh, mango tree (*Mangifera indica*) in Balūčistān
- esfandān, maple tree (*Acer laetum*)
- esfidār, white poplar (*Populus alba*)
- espidār, white poplar (*Populus alba*)
- fūfel, palisander wood, rosewood (*Dalbergia* spp.); fūfel is originally the name for the betel nut
- fuzaqareh, a tree akin to the wing nut tree (*Pterocarya fraxinifolia*) in Hajjilar (Gorgān)
- gandalās, maple tree (*Acer insigne*) in Āstārā (Gilān) a big, good-looking tree, giving a fine-grained light-colored timber
- gār, laurel tree (*Laurus nobilis*)
- garūn-saḡgi, tropical almond tree (*Terminalia catappa*)
- garhat-e esmet, Caucasian elm tree (*Ulmus pedunculata*) in Gilān
- gaz, tamarisk tree (*Tamarix* spp.)
- gaz-e hānsār, gall tamarisk, common tamarisk (*Tamarix gallica*)
- gaz-e māzej, manna tamarisk (*Tamarix pentandra*)
- gelijūn, elder tree (*Sambucus ebulus*) in Tūnehkabūn (Caspian provinces)
- gerezm, a variety of elm wood
- gez 'elī, Kurdistan oak (*Quercus valonia*)
- gol-abrivim, silk tree (*Albizia julibrissin*)
- habb-ulgār, turpentine pistachio tree (*Pistacia khinjuk*)
- hulanj, probably tree-heath or briar wood (*Erica arborea*); gives a fine-grained timber used for carved beams and the manufacture of bowls. Cf. A. U. Pope and P. Ackerman, eds., *A Survey of Persian Art*, p. 3607, and F. Steingass, *A Comprehensive Persian English Dictionary*, p. 472.
- hanjeh, Tamarind tree (*Tamarindus indica*)
- hormā, see deraht-e hormā
- hormālū, persimmon tree (*Diospyros* spp.)
- hū ol, Caucasian wing nut (*Pterocarya caucasia*) in Tūnehkabūn
- jad-mou, grapevine (*Vitis vinifera*); the wood of the grapevine (čūb-e mou) is used for inlaid woodwork
- jag, jaḡ, Sissoo tree (*Dalbergia sissoo* Roxb.) indigenous in Balūčistān
- janūb, fig tree (*Ficus carica*) in Fārs and Horāsān
- jūlār, beech tree (*Fagus silvatica* or *F. orientalis*) in Nūr (Caspian provinces)
- kabūdeh, green pool poplar (*Populus dilatata*)
- kačf, oriental beech tree (*Carpinus orientalis*) in Gorgān, Alīābād, Miyāndareh (Caspian provinces)
- kačf, common beech tree (*Carpinus betulus*) in Kātūl (Caspian provinces)
- kaḡūr, mesquite tree (*Prosopis spicigera*) indigenous in Persian Gulf region. Cf. E. Gauba, *op. cit.*, Vol. 2, p. 15. The hard, dark wood of the tree is used for the stems of opium pipes.
- kāj, pine tree (*Pinus eldarica*) indigenous in Armenia near lake Eldara. Cf. E. Gauba, *Arbres et Arbustes des forêts caspiennes de l'Iran*.
- kandar, lote-fruit tree (*Ziziphus vulgaris*, *Z. nummularia*) in Bandar Abbās; see also kūnār

- karb*, maple tree (*Acer campestre*) in Nūr, Darr-e Calūs (Caspian provinces)
- karf*, maple tree (*Acer campestre*) in Kelārdašt (Caspian provinces)
- karkaf*, maple tree (*Acer platanoides*) in Ziyārāt-e Nazdik (Gorgān)
- karkū*, maple tree (*Acer opulifolium*) in Dāmiyān, Ziyārāt, Katūl (Caspian provinces)
- (*Acer monspesulanum*) in Katūl, Horāsān, and Sarhadrūs
- karzūl*, common beech tree (*Carpinus betulus*) in Kelārdašt (Caspian provinces)
- kaikō(m)*, a maple wood (*Acer* spp.) variety from Kurdistān
- kavijeh*, *kevij*, *keviž*, medlar (*Mespilus* spp.) a wood from Kermān used for the manufacture of mouthpieces of water and opium pipes; cf. *azgil*
- kikam*, maple tree (*Acer laetum*) in Āstārā and Kūh-e Darfak (Caspian provinces)
- Kik*, boxtree (*Buxus sempervirens*) in Lāhijān (Caspian provinces)
- kic*, lime tree (*Tilia rubra*) in Āstārā (Gilan)
- kic(i)*, Caucasian wing nut tree (*Pterocarya fraxinifolia*, *P. caucasia*) in Rūdbār and Darfak (Caspian provinces)
- kuf*, lime tree (*Tilia rubra*) in Darfak (Caspian provinces)
- kunār*, lotus-fruit tree (*Ziziphus vulgaris*, *Z. nummularia*, *Z. spina Christi*) in Fārs, Kermān, and Bandar Abbās. The hard wood of this tree is used in Bandar Abbās for the manufacture of load-carrying shoulder bars. Cf. E. Gauba, "Botanische Reisen in der persischen Dattelregion," Vol. 2, pp. 14, 30.
- lambū*, see *ambū*
- lārak*, Caucasian wing nut tree (*Pterocarya fraxinifolia*, *P. caucasia*) in Nūr and Gorgān (Caspian provinces)
- larf*, Caucasian wing nut tree in Katūl (Māzandarān)
- larh*, Caucasian wing nut tree in Māzandarān; cf. *lārak*
- li*, beech tree (*Ulmus* spp.) in Lāhijān and Darfak (Caspian provinces)
- livar*, oriental hornbeam tree (*Carpinus orientalis*) in Nūr (Caspian provinces)
- low*, Indian fig tree (*Ficus altissima*) in Bandar Abbās
- malaj*, elm tree (*Ulmus* spp.) in Širgāh, Katūl, Kelārdašt, Āliābād, Dāmiyān, Ziyārāt (Caspian provinces)
- māmraz*, *mimraz*, European hornbeam tree (*Carpinus betulus*) in Širgāh, Sāri, Āsraf, and Miyāndareh (Caspian provinces)
- mašk-būd*, musk willow (*Salix aegyptiaca*)
- mašk-fūk*, musk willow (*Salix aegyptiaca*) in Katūl (Caspian provinces)
- mimraz*, see *māmraz*
- mirs*, beech tree (*Fagus sylvatica*, *F. orientalis*) in Gādūk and Firūzkūh (Alburz)
- miltāl*, Caucasian wing nut tree (*Pterocarya fraxinifolia*) in Gilān
- namdār*, lime tree (*Tilia rubra*) in Nūr, Širgāh, Katūl (Caspian provinces), Tehrān; cf. *namidār*
- nāranj*, orange tree (*Citrus* spp.)
- namdār*, lime tree (*Tilia rubra*) in Hajjilar (Gorgan); cf. *namdār*
- nārcan*, cultivated elm (*Ulmus campestris*, *U. densa*); is grafted onto *vesg*
- nāš*, elm tree (*Zelkova crenata*) in Āstārā (Gilan); cf. *āzād*
- pājūb*, poplar (*Populus euphratica*) in Damgān, Qair, Niriz
- pak*, maple tree (*Acer laetum*) in Kelārdašt (Caspian provinces)
- pālad*, lime tree (*Tilia rubra*)
- pālās*, lime tree (*Tilia rubra*) in Manjil (Caspian provinces)
- palās*, maple tree (*Acer insigne*) a *bag*, gogel-looking tree, giving a fine-grained, light-colored timber. In Kūh-e Darfak (Caspian provinces)
- palat*, maple tree in Lāhijān (Caspian provinces)
- pisteh haqiqi*, pistachio tree (*Pistacia vera*) in Caspian provinces; cf. E. Gauba, "Ein Besuch der kaspischen Wälder, Nordpersiens," *Pistacia multica* in Zagros Mountains, A tree 6½ to 25 feet height; cf. E. Gauba, "Botanische Reisen in der persischen Dattelregion," p. 46.
- qairā aqāj*, Caucasian elm tree (*Ulmus pedunculata*)
- qarraqā*, cultivated elm tree (*Ulmus densa*) in Āzarbaijān
- qezelgoz*, beech tree (*Fagus sylvatica* or *F. orientalis*) in Āstārā (Gilan)
- qoreh aqāj*, elm tree (*Ulmus* spp.) in Āstārā (Gilan)
- rāj*, beech tree (*Fagus sylvatica* or *F. orientalis*) in Manjil (Caspian provinces)
- rās*, beech tree; cf. *rāj*
- razdār*, alder tree (*Alnus subcordata*) in Āstārā (Gilan)
- safidār*, white poplar, aspen (*Populus alba*) in Fārs, Isfahān, and Caspian provinces
- safid-palol*, white poplar (*Populus alba*) in Lāhijān, Singarderešt (Caspian provinces), and Fārs
- sāh-ballūt*, chestnut tree (*Castanea vesca*)

- sahān*, yew tree (*Taxus baccata*) in Sīyārāt and Dāmyān (Caspian provinces); *zahi* means "hard"
- šāh-tāi*, black mulberry tree (*Morus nigra*); *šaj* (SkT. *śaga*) tōkwood (*Tectona grandis*); *šalam*, açga (*Jussiaea* spp.) in Fars; Lar; bark of tree is used for tanning leather
- šamīdā*, boxtree (*Buxus sempervirens*) in Āstārā (Gilan), Širāz, Isfāhān
- šandāl*, sandalwood (*Santalum album*). According to Isbīq ibn Imbrīn, sandalwood was imported from China via Indā (Hindī) *landā*, SkT. *camlana*; cf. G. Ferrand, *Relations de voyage*, p. 279.
- šandāl-e šarī*, red sandalwood (*Pterocarpus santalinus*)
- šagīz safi šū*, white turpentine pistachio tree (*Pinus terbinthay*)
- šar*, ash tree (*Fraxinus excelsior*) in Katūl (Caspian provinces)
- šār*, boxtree (*Buxus sempervirens*) in Sīrghān (Caspian provinces)
- šarīn*, cypress tree (*Cupressus sempervirens*) in Manjīl, Kūh-e Darfak (Caspian provinces)
- šar-e cypress tree* (*Cupressus sempervirens*) cf. New Persian dialects: *šarī*, *šab*, *šab*, *šand*, *šul*; also place names: Šarvīšān, Qal'-e šarī, Qal'-e šulī, Tāng-e šandāk. Already mentioned in Darius' building inscription of Susa as *šarīnī*, meaning "cypress" or "building timber." Cf. W. Hinz, *Iran*, p. 134.
- šarī-e āzād*, a cypress variety (*var. horizontalis*) up to 3,000-foot altitude in Alburz-mountains in large formations; same in Bāhū-čīšān (*var. fastigata*, already shown on bas-reliefs in Persepolis. Cf. E. Gauba, "Botanische Reisen in der persischen Dattelregion," pp. 51-52.
- šar-e kāhī*, cypress tree (*Cupressus horizontalis*) *šāh*, smooth almito tree (*Persia laevis*)
- šamīdā*, see *šamīdā*
- šarīd*, 1. juniper tree (*Juniperus vulgaris*); 2. sorb wood (*Ulmus angustifolius*)
- \* *šepakān*, see *ambā*
- šiddār*, elm tree (*Ulmus* spp.) in Hajjīlār (Turkoman Steppe)
- šīdār*, 1. maple tree (*Acer laetum*) in Rūdbār, Čāhūs, Nūr, Sīrghān (Caspian provinces); 2. yew tree (*Taxus baccata*) in Āstārā (Gilan)
- šīrīek*, a tree issuing manna (*Colomeria nummularia*)
- šāhāl*, yew tree (*Taxus baccata*) in Katūl (Caspian provinces)
- šāhāl*, musk willow (*Salix aegyptiaca*) in Hajjīlār (Gorġān)
- šandq*, sumac tree (*Rhus coriaria*); leaves of this tree are used for tanning.
- šār*, elder tree (*Sambucus ebulis*)
- šāhādār*, 1. yew tree (*Taxus baccata*) in Zīvārāt and Dāmyān (Caspian provinces); 2. alder tree (*Alnus glutinosa*) in Tēbān, Isfāhān used to produce a red dye.
- šāhāhān*, see *šāhāhān*
- šāhāhān*, the red Hyrcanian willow (*Salix pygmaea*)
- šāhāhān*, black poplar (*Populus nigra*, *P. pyramidalis*)
- šāhān*, oriental beech tree (*Fagus orientalis*) in Katūl (Caspian provinces)
- šāhān*, common beech tree (*Carpinus betulus*) in Gorġān, Ahābād, Rāmyān, Hajjīlār (Caspian provinces)
- šāhān*, maple tree (*Acer mansperassulanum*) in Pol-e Saīd (Caspian provinces),
- šāhān*-hānī, tamarind (*Tamarindus indica*)
- šāhān*, ash tree (*Fraxinus excelsior*) in Lāhījān (Caspian provinces)
- šāhān*, *šāhān*, nettle tree (*Galium caucasicum*)
- šāhān*, alder tree (*Alnus subcordata*) in Gilān, Māzandarān, and Gorġān; *Alnus barbata* in Georgia; *Platanus fenata* in Širāz
- šāhān*, alder tree (*Alnus subcordata*, *A. glutinosa*) in Gilān, Māzandarān, and Gorġān
- šāhān*, mulberry tree (*Morus alba*)
- šāhān*, elm tree (*Ulmus* spp.) in Šāh, Šār, and Katūl (Caspian provinces)
- šāhān*, common beech tree (*Carpinus betulus*) in Āstārā, Manjīl, Darfak (Caspian provinces)
- šāhān* or *bān*, known in Kāsān as "spade handle wood" *šāhān* *bīl dast* seems to be myrobalan tree (*Prunus cerasifera*) grown in Kohrūd mountains
- šāhān*, wood used for making tool handles grown near Isfāhān and in Kāng-e mountains, probably dogwood (*Cornus masata*)
- šāhān*, wild elm tree (*Ulmus campestris*)
- šāhān*, cypress tree (*Cupressus horizontalis*) in Lāristān
- šāhān*, olive tree (*Olea europaea*)
- šāhān-e talh*, myrica tree (*Myrica azarbaštān*)
- šāhān*, beech tree (*Fagus* spp.); arrows and spears are made from its wood.
- \* *šāhān*, see *šāhān*
- šāhān*, cypress tree (*Cupressus sempervirens*, *var. horizontalis*) in Manjīl and Kūh-e Darfak (Caspian provinces)
- šāhān*, ash tree (*Fraxinus excelsior*, *F. oxyphylla*)

## Sawyer

Timber getting, i.e., the felling of trees and their preparation, is a worthwhile occupation only in the Caspian provinces, and there it is mainly done by peasants when no work is to be done in the fields. The dense undergrowth of the forest (*jangal*) is cleared with a long-handled brush-cutting knife (*dās*). The trees are partly cut with an axe (*šābar*) and on the other side of the trunk with a coarse cross-cutting saw (*kalleh-bor*). The blades (*tīg*) of these saws are imported today, but handles (*dasteh-arreh*) are made by the local blacksmith and the teeth (*dandān*) kept sharp by the sawyers according to the requirements of the timber. Since transport of the whole log would be too difficult in those regions, the timber getters cut it into pieces of suitable length, and trim them to an approximate square with an adze (*tīseh*). This important tool has a well-fitting socket (*lāleh*) and its edge (*dam-e tīseh*) is kept sharp with a honing stone. The trimmed logs are rolled over a saw pit (*šāleh-čūb-borī*, Fig. 111) for marking and sawing. Thick branches and smaller parts of the trunk are taken home by the sawyers. They are cut and split into thin boards for fruit packing cases (*ja'beh*), welcome homework for the long winter months. Otherwise unsuitable wood is converted into charcoal (*zoghāl-e čūb*), which still sells well despite the increased use of oil for heating purposes.

On the high plateau, timber (*čūb*) is cut into beams (*tir*), planks (*alvār*), or boards (*tahteh*) by specialists, the sawyers (*čūbbor*, *arreh-kāš*, *mošar-kāš*), except in the case of the small village carpenter. The sawyers work in teams of two under contract to cut the carpenter's timber near his workshop or on the building site. They carry their equipment with them. It consists of the sawyer's jack (*harak*, *harak-e čūbborī*, *harak-e arreh-kāšī*, Fig. 112), a two-handed saw

(*arreh-dō-sar*), an adze, and some marking tools. Heavy roof joists (*hammāl*, *ardi*) are only trimmed square with an adze (Fig. 113), lighter ceiling joists (*borm*) are often sawn into half logs (*lapeh*, *āleh*), and logs of more valuable timber are usually trimmed before they are cut into boards. The sawyer's jack is made up of two




Figure 111 Marking Timber before Sawing above a Saw Pit



Figure 112 Sawyers at Work



Figure 113 Trimming a Log

beams (*cūb-e ḥarak*) arranged in V-form and held in position by a cross beam (*pīš-e ḥarak*) that, in turn, is fixed to the main beams by two iron clamps (*mīh-e ḥarak*). The whole jack is lifted by a tail support (*dambī*).

After the log has been trimmed, the sawyers take a marking string (*rīsmān*) that has been colored either with red marking chalk (*gel-e ohrā, gel-e māšī*), which is hematite (iron oxide) from the island of Qešm in the Persian Gulf, or with a yellow powder (*gel-e armanī*), which is limonite, coming from Armenia. The string is held tight over the position where the first cut is to go and with a light flick the chalk is transferred to the timber (Fig. 11r). With the aid of two marking gauge blocks (*andāzeh, paimāneh*) of the thickness of the boards to be cut, parallel lines are marked all over the log (*hatt kasīdan*).

The log is now transferred to the jack, and the leading sawyer (*cūbbor, arreh-dehandeh*) mounts the higher side of the jack and leads the saw along the marked line while his offside (*arreh-kas*) pulls the saw with heavy strokes from beneath the log. For large logs a portal-like structure is erected that holds the log in a horizontal position, the leading sawyer standing on top of the log and his assistant underneath. All cuts are made through two-thirds of the length, the log is then reversed, and the cuts are completed from the other end. In order to prevent jamming of the saw, the cut is spread open by a wooden wedge (*gōveh*). For the cutting of thinner boards a larger bow or gate saw (*arreh-qabāreh, arreh-qavāreh, arreh-māšū*) is used that enables the use of a thinner saw blade (*tīg-e arreh*), held tight in the bow frame.

At this stage the sawyer considers the needs of the carpenter and the cabinet-maker. Wherever possible, the splint wood (*javān, kenāreh, hāšiyeh*) is first cut away. These splint boards (*pošteḥ*) are set aside

for the cores of veneer work or other less important purposes. Then the heart wood (*pīr, magz*) is cut. The sawyer is often instructed to cut the timber to the best advantage of a nice grain (*mouj*), particularly for panel boards and veneers (*rūkas*). When the whole log has been cut, all the boards are placed in a heap with small slats separating them from one another, to allow drying and to prevent warping (*tāb, hīr*). Sawdust (*hāk-e arreh*) is carefully collected and sold to the public bath (*hammām*) for fuel.

As all this work is done by hand, it is understandable that the sawyer's craft is dying out fast, as for a number of years sawmills in the forests of the Caspian provinces have been able to supply the larger towns with cheaper machine-cut timber, supplemented by imported and locally manufactured plywood (*seh-lā'i*).

### Carpenter, Joiner, Cabinetmaker

Although timber is a relatively rare commodity in most parts of Persia today, the wood worker has always had opportunities to apply his skill, and he is still one of the most respected artisans. Darius mentions in the Susa charter<sup>7</sup> that the woodwork for his palace had been done by men from Sardis and Egypt. The great halls in Susa and Persepolis had walls of stone and brickwork, but the roofs were supported by an intricate system of wooden beams. Charred beams measuring 7 by 10 inches have been unearthed in 1936.<sup>8</sup> These roof beams rested on stone or wooden columns,<sup>9</sup> and King Darius is shown on some of the stone bas-reliefs of the court of reception as sitting on a beautifully carved throne, obviously made of wood.<sup>10</sup> When, during the reign of the

<sup>7</sup> R. Ghirshman, *op. cit.*, p. 166.

<sup>8</sup> E. F. Schmidt, *The Treasury of Persepolis*, p. 19.

<sup>9</sup> *Ibid.*, pp. 20, 54.

<sup>10</sup> *Ibid.*, p. 22, and Fig. 14.

Sasanians (212 to 651 A.D.), the vaulted arch and the cupola replaced the flat roof. Tie bars of cedar wood were used extensively to take up horizontal thrust from the arched roofs.

At the time of the Arab conquest (about 650 A.D.) the woodworking crafts were fully established. Mosques often had wooden columns and roof structures; richly ornamented pulpits (*mimbar*) were widely used, ceilings and window openings were ornamented with intricate lattice work; wooden lanterns crowned the tops of minarets, and carved doors added to the dignity of the buildings.<sup>11</sup> Woodwork must also have been used extensively in private homes. Muqaddasi, describing the early centuries after the conquest, says<sup>12</sup> that the city of Ray had a large export industry of wooden products, especially wooden combs and bowls, made from the famous *halanj* wood coming from the Tabaristān (Caspian) forests. Qazvīni confirms this<sup>13</sup> for the thirteenth century A.D. and further praises Ray for its good furniture, also mentioning other places in Persia known for their wood industry such as Tarq near Isfahān, Gōrjaniyeh, and Qom.

That the carpenter's work was well respected can be seen from the fact that some of their products carry their names in inscriptions. Here is one example of many: the richly carved doors of Afūsteh near Natanz, dated 1428 A.D., are signed by the woodworker: "done by master Husayn ibn 'Alī, joiner and cabinetmaker of Ābādeh."<sup>14</sup> This place, south of Isfahān, is famous to this day for its fine wood carving. Olearius, a member of the embassy that the Duke of Holstein-Gottorp sent to the Imperial court at

Isfahān during the sixteenth century, was much impressed by the fine woodwork he saw in Persia. He says<sup>15</sup> above all he admired the plane tree wood (*čānār*) much used for doors and windows and comments that when rubbed with a certain oil it becomes finer than our walnut.

The modern woodworker handles a wide range of products such as builder's joinery, furniture, frames for the weaver's looms, wooden locks, and the woodwork on coaches and motor vehicles. There is no clear distinction between carpenter, joiner, and cabinetmaker; they are all commonly called *najjār*. If a distinction were required, a building carpenter would be called *najjār-e seftkār*, a roof truss specialist would be called *harbākūb* and a cabinetmaker *farangi-sāz* or *mobl-sāz*. Woodworkers in technical schools are referred to as *dorūdgar* or *dorūd-kār*, a revival of an old name for this trade. Specialists in door and window joinery are often called *dar-sāz* or *ālat-sāz*, and *qāb-sāz* or *qāb-kūb* is a man who specializes in paneled ceilings.

Until recently all carpenters worked on the ground, pressing their work against a wooden block (*mīh-e kār*) rammed into the earth. Because of European influence a carpenter's bench is coming into general use. It may vary from a simple arrangement as shown in Fig. 114 (*harpošt*, *dastgāh-e randeh*, *dastgāh-e najjāri*) to a regular woodworking bench (*mīz-e kār*). Commonly used marking tools are a straight-edge (*barāsti*), a carpenter's square (*gūniyā*), a variable angle gauge (*gūniyā-bāzšō*, *gūniyā vāšō*), a bevel gauge (*gūniyā fārsi*), an iron scriber (*derafs*), and a parallel marking gauge (*hatt-kaš*, *hatt-kaš-e tiğ-dār*); the latter consists of gauge bar (*tīrak*), a gauge body (*tanēh*), and a marking point (*nōk* or *mīh*). Circles and larger distances are marked with a pair of compasses (*pargār*).

<sup>11</sup> A. U. Pope and P. Ackerman, eds., *A Survey of Persian Art*, p. 903.

<sup>12</sup> *Ibid.*, p. 2607.

<sup>13</sup> B. Spuler, *Die Mongolen in Iran*, p. 437.

<sup>14</sup> A. U. Pope and P. Ackerman, *op. cit.*, p. 2621.

<sup>15</sup> *Ibid.*, p. 2625.






Figure 114 A Carpenter's Bench




Figure 115 Planing Against a Bench Stop

The planing work is held in position by a bench stop (*nīs-e dastgāh*, Fig. 115).

Apart from the large two-handed saw of the sawyer, which the carpenter uses too, he has a heavy crosscut saw (*arreh-qaf kon*) for cutting timber to length (*qaf kardan*) and a bow saw (*arreh-qabāreh*, *arreh-qavāreh*, *arreh-māsū*) for ripping work, whereas the carpenter handling mainly the soft willow saplings is satisfied with a medium-sized bushman's saw (*arreh-kalāfī*, *arreh-kamānī*). Ordinary bench work is done with a common hand saw (*arreh-dastī*, *arreh-dom-rūbāh*); or with still smaller hand saws (*arreh-zarīf*, *arreh-laṭīf*). For

dovetailing and finer cabinetmaking a tenon saw (*arreh-boqrāst*, *arreh-toh-e furang*) with a heavy iron back (*post*, Fig. 116) is used. The Persian carpenter prefers a thin saw blade. Figure 117 shows one mounted in the form of a small bow saw (*arreh-čakī*). The frame (*čahār-čūb*, *dār-arreh*) is held apart by a stay (*čūb-e kamānī*) and a cord (*zeh*) tightens the blade by twisting with a wooden tongue (*gōveh*). A hole saw (*arreh-mārī*, *arreh-nōkī*) is shown in Fig. 118; a fretsaw is known as *arreh-māhī*.

All saws in Persia are pulled toward the operator, and teeth are cut correspondingly. The setting (*čap-ō-rāst*) is done with a setting iron (*āhan-e čap-ō-rāst-kon*), setting pliers (*gāz-e čap-ō-rāst-kon*), or a setting punch (*sombeh*). For sharpening, the carpenter uses a cant file (*souhān-e dō-dam*) or a half-round file (*souhān-e gōrd-e māhī*).

Since sawing and planing mean hard manual work, prior to planing the timber is often roughed near to its final size in a more efficient way by the use of an adze (*tīseh*, Fig. 119) or an axe (*tabar*).

The original Persian plane (*randeh*, *randeh-fārsī*), which is still widely used, is distinctly different from the imported European plane (*randeh-farangī*). Instead of the knob (*sāh*) of the latter it has two handles (*dasteh*) and is therefore often called *randeh-dō-dast* (Fig. 120).

The carpenter usually makes his own planes. The body (*kūleh*) is cut out of a piece of seasoned hard wood, great attention being paid to a perfectly straight sole (*kaf-e randeh*, *kafkās*): the mouth (*gelō'ī*) of the plane is carefully carved out to allow the shavings (*pūsāl*) to flow out easily. The plane iron (*līg*) is manufactured by the local blacksmith, in these days mainly from discarded car springs. The iron is held in position by a wooden wedge (*barōšāl*, *banabšāl*, *banāfsāl*, *gōveh*). The ordinary jack plane (*randeh qāšī*) has a single iron, and therefore is often called *randeh-yak-līg*, i.e., single-iron plane, whereas the smooth-

ing plane (*randeh pardāht*) has a backing iron (*post-e tiġ*) as well and is consequently also called *randeh-dō-tiġ*, i.e., double-ironed plane. If the modern adjustable European plane is used, it is called *randeh darajeh-dār* or *randeh-motaharrek*. Since, until recently, no machines have been available to the carpenter, a great variety of special planes is at hand, such as the following:




Figure 118 A Hole Saw and Marking Gauge




Figure 116 Tenon Saw and Grease Pot



Figure 119 Roughing with an Adze




Figure 117 A Bow Saw




Figure 120 A Double-Handled Plane

To prepare the joints of boards for gluing there is the large jointing plane (*randeh-dastgāh*, *randeh-tūlānī*, *randeh-bolānd*, *randeh-fouḡān*, Mašhad). The edges of windows and doors are planed with a sash plane\* (*randeh-baḡāl*, *baḡāl-e dōrāheh*). A much used plane is the rabbet plane (*košterā*, *košreh*, Fig. 121). If a board is to



Figure 121 A Rabbet Plane

be planed to a certain thickness a rabbet groove is planed first all around the board with this plane, and the remaining wood is then roughed to size with the common jack plane. Curved surfaces are worked with a convex compass plane (*randeh-sīneh*, *randeh-af-e sīneh*, *sīneh-rand*); hollow surfaces with a concave compass plane (*randeh-kā*, *kāns-rand*).

The Persian woodworker likes to ornament his work with a variety of profiled beads, and for this purpose has a molding plane (*randeh-abzār*) with a number of exchangeable irons. The profiles and their names are shown in Fig. 122. For planing the bottom of recessed surfaces a routing plane (*randeh-taḡrand*, *randeh-kafrand*) is used. Surfaces to be glued are roughed for a better grip with a toothing plane (*randeh-hāsi* or *hāsi*, *randeh-hāshās*, Tabriz). Plane grooves for paneling work are cut with a grooving plane (*randeh-ye koneškāf*). Prior to sanding and polishing, the wood is smoothed with a scraper (*lišeh*) which is sharpened with a hard burnishing steel (*maşqal*).

Another group of widely used tools are the chisels. Ordinary chisels (*safreh*, *sifr*, *mōḡār*) are in use for general work. A heavy variety for deep mortise (*kām*, *kūm*) cutting

is shown in Fig. 123 (*ēškīneh*, *eskenā*, *uskinēh*, *esgenēh*). A hollow or gouging chisel (*mōḡār-e gilō'i*, *galū'i*, *mōḡār-e lūleh*) cuts rounded surfaces, and a very narrow chisel is called *mōḡār-e kebrīti*. The handles for all these chisels are made of *vaşm* wood growing near Işlahān and supplied from there to other parts of the country. The mallets (*toqmāq*, *tohmāq*, *tūqmāq*, *kedēneh*) have the form of a wooden club (Fig. 123) and are made of *vaşm* wood too. If they have the form of a hammer they are referred to as *ēakoş-e ēūbī*. The ordinary carpenter's hammer for nailing is called *ēakoş-e maţbaqeh* or *maţvakeh*. Certain finishing work is done with a wood rasp (*souhān-e ēūb*, *souhān-e ēūbsāb*, *ēūbsāʔī*). Plane irons and chisels are sharpened on a honing stone (*sang-e sou*, *sang-e rūmī*); the stone is kept saturated with oil (*rouḡan-e čerāḡ*), a mixture of linseed oil (*rouḡan-e bazrak*) and castor oil (*rouḡan-e karčak*). The oil is kept in an oil pot (*tās-e rouḡan*).

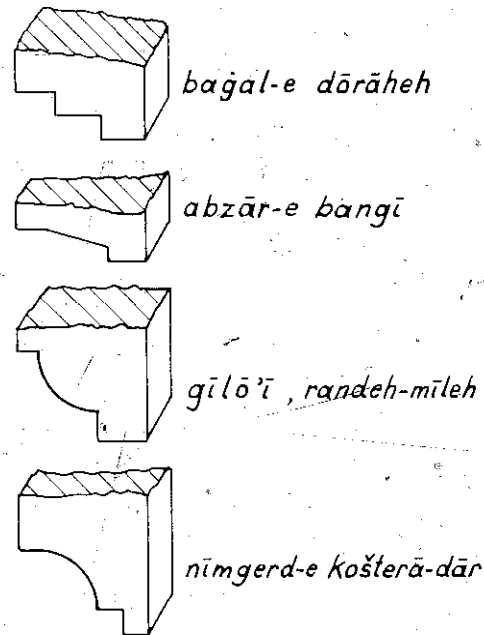


Figure 122 Molding Profiles



Figure 123 A Mortise Chisel and Mallet



Figure 124 A Fiddle or Bow Drill




Figure 125 A Fiddle Bow, Spindle, and Nut

A tool with a long tradition is the drill (*mateh*). It is a so-called fiddle or bow drill (*mateh-kamāneh*, Fig. 124). It consists of the spindle (*tan-e mateh*) that carries the drill bit (*tiġ-e mateh*) permanently attached to it. The carpenter has a set of these spindles, with different size drill bits at hand. The end of the spindle is of steel and runs inside a hollow knob made from a very hard nut (*mūšk, kolāhak*) specially imported from Arabia for this purpose. The fiddle bow (*kamān*) is made from a piece of wood with a branching end (*seh-šāheh*) still attached to it (Fig. 125). One end holds a metal eyelet (*rīzeh*) to which a belt (*tasmeh*) is attached by means of a ring (*halqeh*). Figure 124 shows the drill in operation. The bits used are usually not larger than  $\frac{3}{8}$ -inch in diameter. For bigger holes a ratchet brace (*šotor-galū*) together with drill bits of Western design is nowadays generally used; the drill bits available are screw augers (*mateh-ye pič, mateh-ye mārpīč*), gouge or shell bits (*mateh-ye qāsuqi, mateh-ye ġilō'i*), three-pointed center bits (*mateh-ye seh-nīš, mateh-ye bargī*), and small nail bits (*mateh-ye sūzani*). Occasionally one finds simple gimlets (*mateh-ye dasti*). Countersink bits seem to point to the gunsmith with their names, viz., *mateh-ye hažūneh* (magazine drill) and *mateh-ye tūpi* (cannon drill).

Since his timber is expensive, the Persian carpenter is skilled in joining (*ettesāl kardah*) even small pieces of timber into larger units. There is in the first place the ordinary square joint (*darz*); then the rabbet joint (*dō-rāheh, dō-rāj*), the feather joint (*darz-e qelift*), consisting of two grooved boards joined with a thin feather strip (*qelift*), and the dowel joint (*darz-e miġ-čūbi, ettesāl-e miġ-čūbi*), where wooden dowels (*miġ-čūbi*) prevent the shift of the boards. For furniture in the stile-and-panel construction, a tongue-and-groove joint (*nar-š-mādeh*) is widely used. The half-lap joint (*nūn-š-nūn*) and the mortise-and-

tenon joint (*kām-ō-zabāneh*, *kām-ō-zabāneh*, *fāq-ō-zabān*) are the most common ones of the carpenter's joints in building. The corners of frames are usually joined as miters (*fārsi*). To cut the timber to the correct angle for this joint the carpenter has a mitering board (*lang-e fārsi*) on his bench. The corners of drawers (*kašō*, *ja'beh*) and other parts of furniture are joined at the rear in plain dovetail joint (*dom-e elceleh*) and against the front piece in hidden dovetail joint (*dōzdī*, *pūšideh*). To conceal the edges of plywood or veneer work, cover strips (*poštband*, *farang*) are often applied.

Normally the carpenter uses animal glue (*sirīsum*) prepared from bones and eather scraps. For finer work fish glue (*sirīsum-e māhi*) is preferred. It is produced in the Caspian provinces where the air bladders of the sturgeon provide the raw material as a by-product of the caviar industry. For gluing the carpenter has a number of clamps (*qaid*, *gir-e dastī*, *pič-e lasti*, *lang*). The names of large sash clamps (*eskaneh*, *sekankeh*) are a reminder of medieval torturing screws. Chests and upboards are often lined with cloth. The paste used for this work is *serīš-e safīd* and is prepared from the dried and powdered roots of two plants, i.e., desert candle (*Eremurus aucherianus*) and asphodel (*Asphodelus rhamosus*). A few of the carpenter's products are now described in their order of importance: While the bricklayer is erecting the walls, the carpenter sets the frames (*čahār-čūb*) for doors (*dar*) and windows (*panjareh*). The frames consist of four parts joined in tenon-and-mortise fashion (Fig. 126): the two vertical posts or jambs (*langeh-čahār-čūb*), the threshold or sill (*āstāneh*, *āšūneh*), and the door lintel or head (*kolāh-čahār-čūb*, *kolāhak*). In cases where a fanlight or skylight (*katibī*, *katibeh*, *fang*) is provided, there is a middle lintel (*kamarkaš*), separating the main window from the skylight. Doors and

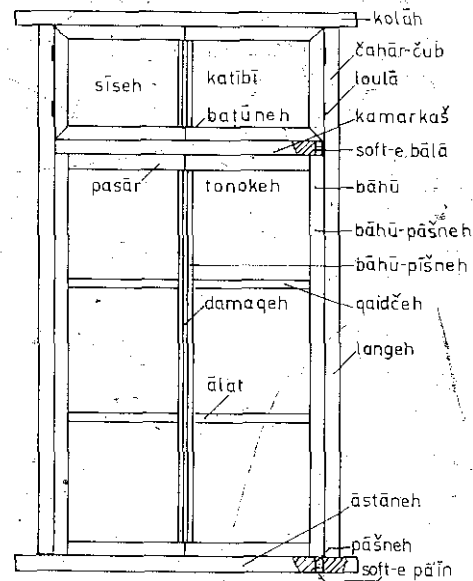


Figure 126 Parts of Door and Window

windows proper are usually made up of two leaves (*lang-e dar* or *lang-e panjareh* respectively). The frames for these (*bāhū*, *bā'ū*) consist of the outer stiles (*bāhū-pāšneh*), the inner stiles (*bāhū-pišneh*), and the top and bottom rails (*pasār*, *pasāv*). The frame is divided into smaller fields by sashbeads (*qaidčeh*, *ālat*), and the fields are filled in by either wooden panels (*tonokeh*) or glass panes (*sīseh*), the latter held in position by putty (*batūneh*).

To hinge doors and windows, our tubular hinge (*loulā*) has only recently come into use. The old version, already in use during Achaemenian times, provided socket holes (*soft-e pā'in*) in the sills and the same in the lintels (*soft-e bālā*). Door and window leaves have their outer stiles extended to form pivots (*pāšneh*) that fit nicely into the sockets. The sockets are usually reinforced by iron plaques (*softeh*).

\* The work of the ceiling maker (*qāb-sāz*, *qāb-kūb*) should be mentioned next. In past centuries he made those panels and ceilings (*gereh-sāzi*, Fig. 127) in mosques, palaces, and private homes that we still admire for their intricate geometrical design, the selection of suitably colored timber, and the craftsmanship, evident from the assembly of the interlocking pieces (Fig. 128). The ceiling maker has the standard equipment of the carpenter; in addition he has a special groove-milling device (*čārḥ-e ālat-sāz*, *ḥarrāti*, Fig. 129). It consists of a drilling spindle (*taneh*) mounted into a frame (*čāranjeleh*). The spindle is driven by a fiddle bow (*kamān*), and its end carries a little milling cutter (*qous*). Figure 129 shows how the prepared ceiling battens (*ālat*) are grooved to

receive the panels (*loqāt*). Today the majority of houses where a ceiling is provided have it made in plasterwork (see Building Trades). To receive the plaster, small battens (*tōfal*) are nailed against the ceiling joists. They are made by splitting branch wood, mainly poplar, into halves with an adze. Where in larger communities a man specializes in this work he is called *tōfal-kūb*.

The cabinetmaker builds the few pieces of furniture needed in a Persian household, such as bedsteads (*taht-e ḥwāb*), plain tables (*mīz*), extension tables (*mīz-e kašō'i*, *mīz-e kašābi*), collapsible tables (*mīz-e tāšō*), and chairs (*šandāli*). The table top is called *rū-ye mīz*, the frame *qaid*, *kalāf-e mīz*, and the legs *pāyeh*. After scraping (*līseh kardān*) and sanding (*sombadeh kardān*)




Figure 127 Mosaic Ceiling Work (partly assembled)




Figure 128 A Pulpit Panel in Latticework



Figure 129 A Milling Cutter for Ceiling Battens

the surfaces, he fills the pores by rubbing them with pumice stone (*sang-e penz, kaf-e dariyā*) and linseed oil, and finally he applies French polish (*lak alkol*).

The cabinetmakers of Qazvin were known for a few specialities. One of them was the framed mirror with doors (*jā' beh-āyineh, āyineh-dārdār*) fulfilling a traditional need for the Moslem, not to look into a mirror before the morning ablutions. The mirror doors (*dar-e āyineh*) were therefore made to be closed at night. The carpenter made all the wooden parts, fitted the hinges (*loulā-simī*), and applied ornamental metal plaques (*pūlak*), and then handed the whole over to a painter (*naqqāš*) for an elaborate decoration (*sajāreh*). Thin black outlines (*siyāh-qalam*) were drawn first, then the ornaments were filled in with bright paint while the natural color of the timber formed the background (Fig. 130). The same type of ornamental



Figure 130 A Mirror Frame with Doors from Qazvin

treatment was sometimes applied to the large center piece (*hānūch*) of a paneled ceiling, to the center board, likewise called *hānūch*, of a low-footed tray, and finally to the threshold of the living room in well-to-do houses, consisting of a wooden board with painted ornamentation (*takayol*).

Another once flourishing craft was that of the jewelry box maker (*mejri-sāz*). In 1963 there was only one left in Isfahān. The *mejri-sāz* builds wooden boxes and covers them with leather that is then gilded. Women are the buyers of these boxes (*mejri*), as they are entitled under Islamic law to keep their personal property locked.

The chest maker (*sandūq-sāz*) provides the larger trunks (*sandūq*) used to bring the wife's dowry and personal possessions into the bridegroom's house after the wedding. These chests are traditionally nicely ornamented, covered with velvet (*sandūq-e mahmal*), or just painted (*rang kardan*) in bright colors. They have decorative metal strips (*bast, nō, tark*) nailed to their surfaces, a reminder that these chests were once thief-proof strongboxes. The *sandūq-sāz* builds them around four-corner stiles (*pā*) that act as the feet of the chest too. The lid (*dar*) is usually slightly vaulted. Hinges (*loulā*) and hasps (*čeft*) are supplied by the blacksmith. The ornamental strips today are made from discarded tinplate containers (*halabi*) cut into shape and for better appearance beaten into a wooden mold (*čunō, čūb-e nō*). Particular attention is paid to the corner reinforcements (*qāleb-e rūš*). Large chests with compartments of drawers (*sandūq-e dārdār*) are fitted with front doors.

A side line of the carpenters of Gilān is the making of wooden sandals (*katal*) fitted with leather thongs.

### Wheelwright

Until recently Persia has been a land of camels, donkeys, and pack horses for the transporting of heavy loads. Although there has been some transport on wheels in the province of Āzarbaijān since early times, especially for harvesting (Fig. 131), it was only during the middle of the nine-




Figure 131 An Oxcart from Āzarbajān

teenth century that this mode of transport came into wider use in the center and south. About this time the horse cart (*qrābeh, gāri*) was introduced from Russia for the transport of goods and the horse cab (*doroškeh*) from the same country for the transport of people. Today both types are gradually being replaced by motor trucks and cars.

Whereas in England a wheelwright combines in his person the skills of a carpenter and a smith, doing all the work in wood and metal to build a vehicle, his Persian counterpart (Fig. 132) is essentially a carpenter who is responsible for the building of a cart or a cab; the necessary metalwork is done by a farrier or a blacksmith to the order of the wheelwright.

The following is a list of technical terms related to the wheelwright (*gāri-sāz, čarh-zan*) and his products:



Figure 132 A Wheelwright Bushing a Wheel



*čarh*, cart wheel  
*tüp-e gü*, hub of wheel  
*kabîzeh*, hub cap  
*toûq* (meaning "circle around anything"), tire of cart wheel  
*jîb*, *dolqû*, bush inside hub  
*parreh*, wheel spoke  
*kûm*, *kâm* (meaning "throat"), holes in hub to take spokes  
*šamdânî*, bush to attach spoke to rim  
*mantâš*, wheel rim  
*zeh-mantâš*, edge of rim  
*rezîn*, rubber tire  
*mîl*, cart axle  
*par*, flat plate axle  
*sar-e mîl*, journal on axle  
*mohreh*, nut at end of axle  
*nalbekî*, flange on axle to position wheel  
*fanar*, spring  
*sag-e dast*, support for bogie pivot  
*sar-qâmeh*, eyelet at end of springs  
*pič-e sar-qâmeh*, bolt in spring shackle  
*korpi*, U-bolts to attach springs  
*rû-bandeh*, iron bar to clamp springs onto axle  
*čûb-e fanar*, wooden block below spring  
*lâ-ye fanar*, leaf in laminated spring  
*šâh-fanar*, main leaf  
*vazîr-e fanar*, leaf below main leaf  
*bačeh-fanar*, smallest leaf in spring set  
*tamâm-fanar*, full elliptic spring  
*nîm-fanar*, semielliptic spring  
*dastgir-e pardar*, main beam of coach body  
*âhan-e aqab-e olâq*, cross beam of coach body  
*qalbûleh*, bolster on bogie pivot  
*gondâq-e qalbûleh*, cross bar on bogie  
*mîl-e qanbâz*, *šorb*, pivot for bogie  
*qaid*, bar connecting carriage pole to bogie  
*âhrûh*, pole support  
*mâlband*, carriage pole  
*rikâb-e mâlband*, square-shaped iron to receive pole  
*tah-mâlband*, eyelet at end of pole  
*qaiš*, pegs to attach drawing harness  
*čûb-e vezg*, elm wood (for making pole)  
*sar-e qočâk*, ferrule at end of pole  
*šotor-mohreh*, iron bar to support footboard  
*dâyâq-e farš*, rear support for footboard  
*olâq*, coach compartment  
*šandâlî*, driver's seat  
*olâq-e nešîman*, compartment with main seats  
*šandâlî-dozd*, emergency seats in compartment  
*rûneh*, iron hoop to suspend coach compartment  
*rikâb-e gelgîr*, footboard  
*gelgîr*, mudguard  
*kalâf-e gelgîr*, hoop to support mudguard  
*korûk*, hood of coach

*čarm* (meaning "skin," "hide," Skr. *čarman*), hood leather  
*yâ'î*, levers to tighten hood  
*sepâreh*, bolt in hood levers  
*mohreh-yâ'î*, nut on lever bolt  
*sihčeh-ye yâ'î* (*sihčeh* means "spike," "skewer"), hoops on tightening levers  
*čûb-e korûk*, wooden hoops inside hood  
*penjeh-korûk*, iron ends to join all hoops into a fan shape  
*âhan-e čûb-e korûk*, iron joints connecting hoops  
*dasteh-ye penjeh-korûk*, bolt joining hoops  
*kalâf*, iron rail around driver's seat  
*jâ'beh*, box under driver's seat  
*piš-e qalâvor*, mudguard in front of driver's feet  
*zeh-ye varšou*, half-round decorative metal beading  
*ja-čerâg*, lamp holder  
*čamseh*, fabric used for upholstery  
*šûšâk* (meaning "cushion"), upholstered seat

### Wood Turner

The wood turner is one of the craftsmen in the Persian bazaar who fascinates even the most sophisticated Western observer with his skill. The astonishing part of it is that the lathe used for this work is so simple, almost crude, and yet very fine work is achieved on it.

There must be a long record in the history of this craft. The bas-reliefs in Darius' court of reception in Persepolis<sup>16</sup> show the king's throne, footstool, and incense burner stands, all made in beautifully turned woodwork. A more recent witness of the turner's skill was the scientist Alhazen (Ibn al-Haitham), who lived in Basra between 965 and 1039 A.D. Basra at this time was the town with a strong cultural influence from Persia. In his books on optics<sup>17</sup> Alhazen twice mentions the use of a lathe. In one case he used it for the manufacture of parabolic mirrors with which he succeeded in proving his theory of reflection

<sup>16</sup> E. F. Schmidt, *op. cit.*, Fig. 14.

<sup>17</sup> H. J. J. Winter, "The Optical Researches of Ibn al-Haitham," pp. 200, 203, and H. J. J. Winter and W. Arafat, "A Discourse on the Concave Spherical Mirror by Ibn al-Haitham," pp. 16, 16.

in optics; in the other he used the lathe to make an apparatus out of brass to determine the angles of incidence and refraction for rays passing through different media. Considering that this scientist through his experiments found several laws in optics, seven centuries before Newton and others found them again, Alhazen's turner must have been a very skilled man.

Chardin, a Western traveler who visited the Imperial court at Isfahān in 1665 A.D., mentions the turner's craft in particular:<sup>18</sup>

The turner's trade is also one of the mechanic's arts which the Persians understand well. They have no frame for turning, their method consists only of a treadle to which they fasten whatever they wish to turn. A thong goes twice around the treadle, which a boy holds with both hands, pulling first one hand, then the other, to pull the piece around.

Chardin goes on to describe the drilling of holes on the lathe and the polishing of the turned objects. A recent visitor<sup>19</sup> mentions the use of the lathe by wandering gypsy tribesmen (*Lūtī*), who turn all parts of the spinning wheel on it (Fig. 133).

Figure 133 A Gypsy Wood Turner



<sup>18</sup> Sir J. Chardin in A. U. Pope and P. Ackerman, *op. cit.*, p. 2656.

<sup>19</sup> P. H. T. Beckett, "Tools and Crafts in South Central Persia," p. 148.

The lathe (*dastgāh-e ḥarrāṭī*) that the turner (*ḥarraṭ*) uses is shown in Fig. 134. A beam 3 to 4 feet in length forms the bed of the lathe (*tīr-e pā, ravānkaš*), which has an end piece (*leugh, kulūseh*) attached to one side at a right angle. Movable along the side of the beam is a tail stock (*peleh, tahteh-dastgāh*) that can be adjusted with pegs (*mīḥēch, band-e mīl, band-e kār*) fitting into holes in the bed beam. The end piece and tail stock carry wrought iron centers (*sar-mīh, morḡak, damāgeh*). The wooden piece to be turned, having drilled-in center points

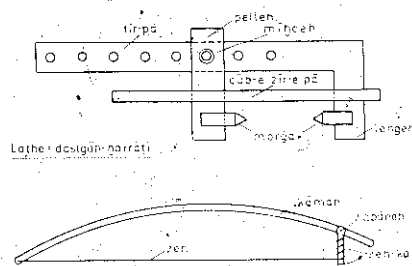


Figure 134 Parts of the Turner's Lathe

(*jamīr*) at the ends, is fitted between the iron centers so that it can rotate freely. Before it is set between the centers the string (*zeh, qoudēh*) of a bow (*kamān, kamāneh*) has been slung around the piece to be turned. The bow has a tightening lever (*zehkaš, qabzēh, qoudkaš*) attached to the handle end. After slinging the string around the workpiece, the turner winds the remaining loose string around the tightening lever, which is finally tilted in line with the handle end of the bow. The turner holds both, tightener and handle end, in his right hand. A tool support bar (*čūb-e zīr-e pā, čūb-e zīr-e pūlād, pīs-pā*) is placed in front of the workpiece, the turner takes one of his turning chisels (*pūlād, qalam, ab-zār*), places it on the tool support bar, guides it with the big toe of his right foot, and the turning can begin. He moves the bow forward and back, cutting only during the back stroke. One of the most

used tools for straight work is a skew-edged chisel (*pālād-e kaj*, *mogār-e kaj*). A broad squared chisel is called *eskenak*, *eskeneh*; a very narrow flat chisel is *nāhongīr*. For profiled work the turner has either a mildly hollow gouge (*nāhoni*) or a number of semiround gouges (*longāz*, *nongāz*, *galōʿi*, *gilōʿi*) of different sizes.

The first operation is the roughing (*andām kardan*) of the outside, followed by a fine cut (*pardāht kardan*). Figure 135 shows a peculiar method employed for the drilling of holes, here into pipe stems




Figure 135 A Turner Drilling Pipe Stems (note drilling guide)

(*lūleh-ye qaliyān*, *mīyān-e qaliyān*, *lūleh-ye čubuk*). After turning the stem from the outside, the turner removes it from the fixed centers and places it in the hollow part of a drilling guide (*pīs-mateh*, *nailāl*), which he holds down with his big toe, at the same time pressing the stem tightly against the other center, likewise with the aid of his big toe. The drill (*mateh*) is inserted with the left hand through a hole in the drilling guide while the foot rests on a board (*sāh-gardeh*) to guide the drilling tool (*kudū-māfak*). When the drill is half through the stem is turned around and the process is repeated from the other end until the two holes meet in the middle, a task not as easy as it sounds. Chisels and drills are kept sharp on a honing stone (*sahg-e sou*).

Some of the products of the turner are legs for furniture such as bedsteads, tables, chairs, and stools, pulleys for the weaver's loom, spinning wheels, pipe stems, the latter from medlar wood (*kevoj*, *azgil*) or teakwood (*sāj*). Chessmen and the stones for the game of draughts are some of the more refined products. In many villages a turner is mainly occupied with the making of hand spindles (*dūk*, see p. 185) for the home spinning of wool. The turner is then called a spindle maker (*dūk-sāz*). It is important that a spindle is straight. After roughing spindles out, the turner therefore keeps them in a dry place for a while, and before doing the final turning he heats those that have become crooked during the drying period over a charcoal brazier and straightens them with a bending iron (*hangīr*). Simply watching shepherds and villagers spinning all day long, one cannot realize how much trouble was needed to produce a true running spindle.

A specialized turner, almost extinct now, is the ivory turner (*āj-tarās*), who used to make chessmen and decorations for furniture from ivory (*āj-e jil*). The only one still working at Shirāz in 1963 also supplied the inlay workers with ivory beads.

### Inlay Worker

When the late Rezā Šāh Pahlavī wanted 400 square yards of wall paneling in his new palace in Tehrān done in inlaid work in 1937, he had a technique in mind known in Persia for centuries as *hātambandī* or *hātam-kārī*. Pope refers to this type of work when he describes "... a pair of doors, dated 1591 A.D., of walnut foundation with bone and various other wood inlay, called *khātambandī*."<sup>20</sup> The fact that Rezā Šāh was able to employ seventy

<sup>20</sup> A. U. Pope and P. Ackerman, *op. cit.*, p. 2624.

masters and their assistants for three years to complete the task may be an indication as to what extent this craft was still alive. It is still widely used for the decoration of chests, boxes, lecterns, picture frames, parts of musical instruments, and other objects.

Since there are over six hundred individual pieces contained in one square inch of average quality inlaid work of this kind, it will be worth while to see how the Persian craftsmen achieve this degree of precision. These are the steps applied:

*Cutting and Preparing the Raw Materials.*

The inlay worker (*hātam-kār*, *hātam-sāz*, *hātam-band*) has to prepare his raw materials, consisting of wood, bone, and metal, long before the actual assembly can begin. In the first place, he needs several varieties of wood of different color such as the dense redwood of the jujube tree (*'anāb*), the light-colored orangewood (*'ūb-e nāranj*), the dark rosewood (*jūfel*), and for more valuable work genuine ebony (*ābnūs*) and the medium brown teakwood (*sāj*), which is often replaced by the cheaper logwood (*baqam*, *baqem*). Sitting on the floor behind the work post (*mīh-e kār*), which is just a piece of timber rammed into the ground (Fig. 136), the inlay worker cuts the wood with a small bow saw (*arreh baḡal-šīšbor*) into thin boards (*lā*) of about  $\frac{3}{32}$ -inch thickness and 2 x 28 inch size. Depending on the way they will be cut later, these boards are called *lā-ye mošallas*, *lā-ye baḡal-šīs*, or *lā-ye yaklā'i*. They are put aside for further drying. Similarly, bones of the camel (*ostohwān-e šotor*) are cut into small strips and placed in large earthenware vats (*hasin*, Fig. 137) containing a bleaching solution (*āb-e āhak*) of watered quicklime. The bone strips are left in this vat for about three months until they are sufficiently white. The next step in the preparation of the materials is the cutting of the thin wooden boards and the bleached

bone boards into very thin beads (*šīs*) about  $\frac{3}{32}$ -inch wide. This is again done on the work post (Fig. 138). They are sawn close to their final shape. Some of the bone beads are bundled loosely and placed into a second vat containing a green pickling solution (*sabz*). It consists of vinegar



Figure 136 Cutting Boards or Bones for Inlay Work



Figure 137 Vats for the Treatment of Bones for Inlay Work




Figure 138 Cutting Boards into Beads

(*serkeh*) and sal-ammoniac (*nišādor*), to which copper filing dust (*sū'āleh-ye mies*) and copper lathe shavings (*dam-e čarh*) are added, both obtained from the copper-smith. The beads remain in the green pickling vat for between four and six months (background, Fig. 137) until deposits of nitric and acetic copper have penetrated throughout and produced a green color. For particularly valuable inlay work, ivory is used instead of bone. It is supplied by the ivory turner.

After having prepared beads of wood and bone, the inlay worker comes to the metal beads. They are normally made of brass (*berenj*) and in exceptional cases of silver (*sīm*). Hand-drawn round wire (*maftūl-e berenj*) is cut into lengths of about 28 inches and beaten with a flat hammer into a sharp triangular groove of a hardened swage block (*qāleb*) and thus formed into a fairly regular triangular shape (*seh-pah*).

All this done, the final shaping of the beads can begin. Beads of a small equilateral triangle are called *mošallas*, larger ones with the shape of a broad-based triangle *bağal-šīs*, *seh-gūs*, and diamond-shaped ones *jou* (meaning "barley grain"). In order to obtain the shapes the inlay worker places a long board with one end on the work post and sits on the other end. This board carries a number of filing blocks (*tahteh-ye rand*, Fig. 139). If used for



Figure 139. Filing Beads to Shape

a triangular bead, a block called *mošallas-sāvī* or *bağal-šīs-sāvī* is fixed onto the board, having the groove required for the particular shape. The block for shaping the wire is called *sīm-sāvī*. The bead is placed in the groove, and by filing across the top surface with a flat file the inlay worker obtains its correct size and profile. In this manner wood, bone, and wire beads are completed and put aside in large bundles.

*Assembly of Beads into Composite Beads and Rods.* At this stage the inlay worker decides on his design, viz., a pleasant looking combination of triangular shapes into hexagons and larger triangles. Having at least three different colors of wood available and bone and metal as well, he has a wide range of possible combinations. The general pattern is the following:

(i) The bundling of the six beads (*šīs pičidan*). Three light and three dark *mošallas* beads are glued together in the form of a hexagon (A in Fig. 140). The glue is kept hot in a brass gluepot (*sirišum-lās*) on a charcoal brazier. The beads are pressed together by winding a string (*nah*) around them (Fig. 141). After the required number for the work planned has been completed and has become dry, the string is wound off. These small hexagonal compound beads are placed in a filing block of suitable shape, in this case *šīs-sāvī*, and are carefully filed into hexagons.

(ii) These compound beads are spread over with glue, and six brass triangles (*mošallas-e berenj*) and six wooden diamond beads (*jou*) are glued around the inner hexagon, thus forming a larger one, still called *šīs* (B in Fig. 140).

(iii) While they are drying, a different type of composite bead is glued together in a similar way, the so-called corner bead (*parreh*) consisting of one *mošallas* of a certain color, surrounded by three more *mošallas* of another color, thus forming a larger triangle (C in Fig. 140). For finer




Figure 140 Pattern of Inlay Work (left: natural size, right: enlarged)

work these *parreh* beads consist of nine still smaller triangles.

(iv) After the larger *šiš* and the *parreh* have dried and both have been filed to shape in their respective filing blocks (*šiš-sāvi* or *parreh-sāvi*), six of the *parreh* beads are glued to the six sides of the larger hexagon, thus forming a star (*selāreh*). The spaces between the star points are filled in with broad-based triangles (*baḡal-šiš*), forming a still larger hexagonal rod (*gol*, *D* in Fig. 140). For the making of such a rod of  $\frac{3}{8}$  inch across the flats of the hexagon, 60 to 80 individual beads are required (Fig. 141). For quality work the *gol* rods, and sometimes also the *šiš* and *parreh*

beads, are wrapped in thin brass foil (*lā-ye berenj*) that results in fine metal partition lines between the patterns.




Figure 141 Gluing Beads To Form Rods

(v) Applying the same technique as for hexagonal rods, a second type of rod of triangular shape (*tugulū*) is produced (E in Fig. 140). The size of these *tugulū* rods is so dimensioned that they fit exactly between two hexagonal *gol* rods. After they are dried, both types of rods are filed to shape in filing blocks referred to as *tahteh-ye rand-e qofl*.

*Joining of Rods into Blocks.* When all the rods are prepared, their original length of about 28 inches is cut into eight short pieces  $3\frac{1}{2}$  inches in length. On their cut edges they already show the design pattern. Having decided on the size of the inlaid panels required, the inlay worker has prepared light-colored boards (*lā*) or slices of bone to the length of the different panels,  $3\frac{1}{2}$  inches wide, and has provided half of them with two glued-on end pieces having the height of the panels. The short hexagonal *gol* rods and the triangular *tugulū* rods are now glued across these boards or bones in such a way that all the space between the end pieces is taken up; another board is placed on top of the assembly, and the whole is put between two strong pressing boards (*tahteh*) and is inserted into a gap cut into a strong log (*tang*). A pair of wooden wedges (*gōveh*) fills the space of the gap and is driven tight with a hammer. The press thus formed is called *tang-e zangīreh* (Fig. 142). The block of assembled rods is called *qāmeḥ*.




Figure 142 Joining Rods in the Wedge Press To Form Blocks

*Slicing of Blocks and Backing Slices.* Using a very thin saw, the worker cuts the *qāmeḥ* blocks into slices of  $\frac{1}{8}$ -inch thickness. The cut runs at right angles to the axis of the beads and shows the full pattern of the assembled rods. Backing boards  $\frac{1}{4}$  inch thick (*āṣer*) and inlaid slices (*lā-ye dōsāyeh*) are alternately glued together into a pack (*toureh*) usually incorporating twelve inlaid slices, and this pack is again pressed together in the wedge press.

*Longitudinal Splitting of Packs and Mounting Sheets.* The *toureh* is cut up or split (*yak-boroš*) into thin sheets (*yak-lengeh*) with the same fine saw used in the previous process. The cuts are made in such a way that the first one splits the first inlaid slice (*lā-ye dōsāyeh*) in half; the next cut splits the first backing board (*āṣer*), and so on, yielding twenty-four sheets having a layer of about  $\frac{1}{16}$  inch of inlaid work on the one side and about  $\frac{1}{8}$  inch of backing board on the other. These sheets, smoothed and sanded on a special filing board (*tahteh-ye rand-e kašō'i*), are glued to the objects to be decorated. This gluing is not done in a press, but the thin sheets of inlaid work are rubbed onto the glued surface with the hot peen of a hammer (Fig. 143). Special margin strips (*hāšīyeh*) needed in many cases are produced in a similar way. If these margins are of a checkered design they are called *modāher*. Finally the inlaid surfaces are sanded (*sāvidan*), and a special




Figure 143 Gluing the Inlay Sheets to an Object

lacquer (*roqan-e-sandhan*) provides both a bright polish and a water-resistant protection for the delicately glued inlaid work. Coarse *hātam*, made up from relatively thick beads, is called *mashī*; finer work is called *panch-tān*.

### Wood Carver

It is in the nature of the raw material that not many examples of the wood carver's art have come to us. Historians, however, mention it as one of the important industrial arts of Persia of the past, particularly since the Arab conquest.<sup>21</sup> Some carved wooden objects can be reconstructed from the stone reliefs of Susa and Persepolis; others, created in medieval times, have survived and can be dated, or they even carry the names of their masters.<sup>22</sup> The carved banister rails of Oljatin's mausoleum at Sulfānīch (built about 1320 A.D.) have been made of a particularly good timber, so that most of them are still in their original positions.

To this day carved objects are made in most parts of the country, but especially at Abādēh on the High Plateau between Isfahān and Shirāz. Its wood-carving industry has often been mentioned by medieval writers.<sup>23</sup> A modern botanist still mentions it as a consumer of timber for its wood-carving industry.<sup>24</sup> A wide range of articles includes richly carved beggars' bows (*chakāf*), Fig. 144; sherbet spoons (*qānūq-e-kobah*), *qānūq-e-sāfil*; vases and chests (*qandāq*), frames for chessboards (*tablah-ye sātmani*), or draught boards



Figure 144. A Carved Beggar's Bowl

(*tablah-ye hard*). The School of Fine Arts at Tehrān and the Technical Colleges at Shirāz and Isfahān run courses in wood carving to maintain a high standard of the craft in the traditional techniques, as their products are very much in demand for the tourist and souvenir trade.

The wood carver (*monabbat-kār*, *monabbat-sāz*) uses a variety of suitable, evenly-grained timbers, such as walnut (*tabe-yardi*), rosewood (*figel*), red pomegranate (*tab-e anā-e-sah*), yellow pomegranate (*tab-e anā-e-sard*), maple (*tab-e par-tab-e goldāf*), however, is regarded as the best for very fine carving.

Relief carving is the normal technique and is referred to as *monabbat* (Fig. 144), a term also used for metal embossing. Another technique frequently applied, sometimes in combination with relief-work, is pierced work (*monabbat-kār*, Fig. 145). Fully sculptured work (*negāsh-nāch*) is rarely done, but if at all, it is done for miniature work such as chessmen (*mash-e-sātmani*).

Apart from the ordinary tools of the cabinetmaker that the wood carver needs to prepare the wooden objects to be carved, he has a number of special tools, the most important being the chisels (*fig-e-monabbat-kār*, *galan-e-monabbat-kār*). Special chisels, viz., profiled carving chisels, are referred to as *mogān*. They are a mildly curved one (*mogān-e nimān*), *mogān-e nimbāz*, *gūfō*); a small half-round

<sup>21</sup> Aluqādasi in B. Spuler, *op. cit.*, p. 437.

<sup>22</sup> Carved doors of a mosque near Nāranz (about

1438 A.D. are signed by the master Husayn bin Ali of Abādēh; cf. A. C. Payne, *op. cit.*, p. 262. A richly carved sarcophagus (*nahā dāst*) 1473 son, names Alāsun b. Husayn as the carver (*ibid.*, p. 262).

<sup>23</sup> Cf. B. Spuler, *op. cit.*, p. 437; and A. C. Payne and F. Akerstrom, *op. cit.*, p. 262.

<sup>24</sup> E. Gauba, "Botanische Reisen in der persischen Darlelregion," p. 44.



gouge (*moğār-e lüleḥ kūčāk*), and a very narrow, high-shouldered straight chisel (*moğār-e kebrili*). Chisels with a straight cutting edge are called *čāqū*. For fine work the chisels are pushed by hand (*zūri*); for coarser work they are beaten with a mallet (*taḥmāḥ*). The carver sometimes presses his work against a wooden block (*kondeh*) with an iron ochter anvil (*mih-kār*). The most unusual one among the carving tools is that for pierced or lattice work that is actually a combination of a file and a saw (*mārpā*, Fig. 145). The

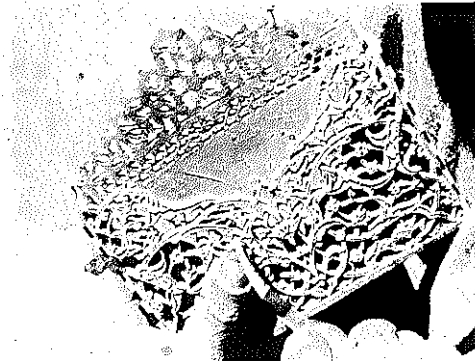


Figure 145 Finishing Pierced Woodwork with Saw File.

wooden object is drilled first in the usual way with the fiddle drill, and then the remaining wood is removed with a coarser *mārpā* according to the design, and the pierced work is finally profiled with a finer *mārpā*. The fretsaw (*arreh-mūhi*) was introduced from Europe not so long ago. As it is more efficient in removing larger pieces of wood in pierced work, it is common practice today to use a fretsaw first and to do the finishing and profiling with the *mārpā*.

One of the activities of the wood carver in the past was the manufacture of lattice panels (*gereḥ*) on doors and windows. Sometimes the spaces were filled with stained glass. Such panels were called *qāmeḥ*.

Many objects, especially those for the souvenir trade, are decorated with an ornamental margin (*zavār-bandī*). If it is of multicolored wood or in a combination of wood and bone it is called *qātelei* (Fig. 145). Wood carvers specializing in the manufacture of sherbet spoons are called *qāsuqtarās*. Since the manufacture of a guitar-like musical instrument (*tār*) requires the resonance body to be carved out of a piece of mulberry wood (*čūb-e tūt*), the maker of this musical instrument (*tār-sāz*) is usually a wood carver, and he often decorates his instruments with ornamental carvings.

Another craft closely related to wood carving is that of the printing-block cutter (*qāleb-tarās*). He is an associate of the textile printer (*čūt-sāz*) and has his working place usually in a corner of one of the larger printing shops, but he is independent and supplies the needs of his host as well as those of other printers. The wood for the printing blocks (*qāleb*) is selected and well-dried pearwood (*čūb-e golābi*). The block is cut across the grain (*rāḥ-pūd*) and is 2½ inches thick. It is carefully planed with a smoothing plane (*randeh-sāf-kon*). After a handle-forming groove has been cut (*dasteḥ borīdan*) into the sides of the block, the front is whitened with a mixture of glue and chalk powder to receive the design. This is transferred with charcoal dust (*ḥāk-e zoğāl*) through perforations in the design paper. The design is supplied by the printer but often made by a specialist, the textile print designer (*naqqās*). Both designer's and cutter's work is quite involved, as for each ornament four blocks are required, one for the black lines (Fig. 146) and three for the colors blue, red, and yellow, and all must perfectly match. Most of the carving is done with a cranked chisel (*šotor-galū*), a flat but narrow chisel (*oškaneḥ*), and a side-cutting chisel (*naqš-bor*), while the background is cut away with a special deep cutting chisel (*tāseh-*



Figure 146 A Textile Printing Block



Figure 147 Cutting a Printing Block

kan). New blocks are cut (Fig. 147) to a depth of  $\frac{1}{4}$  inch. A good deal of the block cutter's work consists of repairing blocks with broken-off parts. This is done by providing the affected area with a glued-in piece of pearwood and recutting it to the required design. Another of his jobs is the touching-up of used blocks on a sheet of sandpaper to give them back their original sharpness. This has to be followed up by cutting away some of the background if the depth of the design has become less than  $\frac{1}{4}$  inch.

#### Combmaker

The combmaker (*sāneh-sāz*) is one of the more humble craftsmen of the bazaar, and it seems that he is doomed, as he cannot compete with the cheap plastic combs now flooding the market. Wood for the better combs (*sāneh*) is boxwood (*čūb-e šamšād*); pearwood (*čūb-e golābi*) is used for the less valuable ones. The wood is first cut into blanks (*tahteh, paseh*)  $2\frac{1}{2} \times 4$  inches in size. This is followed by the sharpening of the long edges (*dam nāzok kardan*) and the rounding of the short edges (*bagal boridan*), done by planing (*randeh kardan*) on a planing board (*tahteh randeh*, Fig. 148). The next operation is the cutting of the teeth, which is done in three stages, the coarse teeth (*dandeh-dorošt*) with a coarse saw (*arreh-dandeh-dorošt*), the fine teeth (*dandeh-rīzeh*) with a finer saw (*arreh-dandeh-rīzeh*), and finally the cutting to the tooth ground with a saw called *arreh-zīr-zan*. All three of these saws are modified tenon saws having a depth-setting device (*poštband*, Fig. 149). During these cutting operations the cutter's index finger is protected by a thimble (*angustāneh*). This is the way combs are cut in Isfahān. In Shirāz the comb cutter uses a bow-operated circular-saw cutting device similar to the one used for the milling of the ceiling battens (Fig. 129). Scraping (*līseh kardan*) to remove the saw burrs is the



Figure 148 A Combmaker Planing Blanks



Figure 149 A Combmaker Cutting Teeth

next step, followed by smoothing of the teeth edges (*golāh kardan*, *gerd kardan*) with a hooked scraper (*golāb*), and finally the teeth are sharpened (*nok tiz kardan*) with a file (*sūhān*).

### Maker of Bellows

The metalworking crafts operating forges and furnaces use many kinds of bellows to supply the combustion air. The maker of bellows (*dam-sāz*) supplies them in all sizes and in a variety of constructions (Fig. 150). He must be able to handle timber, leather, metal, and even raw skins.

Small hand bellows (*dām-e hūrī*), simple concertina bellows (*dām-e jānūsī*), and double-acting bellows (*dām-e dō-dām*) consist of wooden boards connected with plied leather (*čarm*). The leather has to be of good quality, and the *dam-sāz* buys the properly tanned and fattened skins from the tanner. A skin, after having been cut to the right size and carefully pleated, is glued and tacked between the properly shaped wooden boards, and the joints are reinforced by nailing leather strips (*časmeh*, *qaiš*) over the edges. Smaller bellows have the movable board hinged to the nozzle block with a board hinged to the nozzle block with a strong piece of leather. Larger bellows have iron hinges (*čoulā*) supplied by the blacksmith, and pieces of leather nailed over the hinges to make the joint airtight. All these wooden bellows have valves (*dar-rājeh*) consisting of wooden flaps (*peštānak*) with leather hinges. The air inlet valves are nailed behind the inlet holes in the boards, and the air outlet valves inside the nozzle block.

The smallest hand-operated bellows (*dām-e dasī*, also called "skin bellows") are made in the following way: The *dam-*



Figure 150 A Maker of Bellows

*sāz* buys unopened raw goatskins (*pūst-e boz*) or sheepskins (*pūst-e gūšānd*), soaks them in a lime solution to soften the hair and the remaining flesh, removes both with a sharp scraper, and after thoroughly washing and drying the skins rubs them with tallow (*pīh*) to make them pliable. The leg holes are tied up with leather thongs (*časmeh*, *qaiš*), the neck hole is attached to an iron nozzle (*lūleh*), and two wooden slats (*čīb-e dām*), to be used by the operator to control the air intake, are nailed to the wide open, rear end of the skin.

This craft is also disappearing as many blacksmiths and metallurgists are changing over to modern hand-operated or even electric centrifugal blowers.

## BUILDING CRAFTS AND CERAMIC CRAFTS

### Building Styles and Techniques through the Ages

Climate, available building materials, and a cultural heritage handed down from the many peoples who have occupied the Iranian Plateau since prehistoric times have all shaped building styles and techniques. Persian master builders have contributed such techniques as vaulting<sup>1</sup> and the dome<sup>2</sup> to the art of building and have introduced styles such as the *apadāna*,<sup>3</sup> the *aiwān*, and the pointed arch.<sup>4</sup>

One of the oldest methods of providing shelter for men and domestic animals has been the digging (*kandan*) of caves and tunnels into the hillside, a technique still reflected in the name of the basement

(*būm-kand*) or place names such as Samarkand, Mūrkan, Sarāskand, and others. From these caves houses were developed which were partly dug in and partly built by the rammed-earth or *pisé* technique. Ibn al-Balḥī described houses of this type in 1105 A.D.<sup>5</sup> De Morgan<sup>6</sup> surveyed similar buildings which were still in use in West Persia about 1900. De Morgan's drawings show clearly that the dwellings developed from man-made caves. In 1933 Gabriel<sup>7</sup> observed caves dug into the slate and sandstone formations near Birjand in East Persia. They were still in use as human dwellings in summer. From his description they must have been similar to those photographed by the author in 1963 (Fig. 151).

<sup>1</sup> K. A. C. Creswell, *A Short Account of Early Muslim Architecture*, p. 245, Fig. 48.

<sup>2</sup> *Ibid.*, p. 321.

<sup>3</sup> As U. Pope and P. Ackerman, eds., *A Survey of Persian Art*, p. 318.

<sup>4</sup> K. A. C. Creswell, *op. cit.*, p. 321.

<sup>5</sup> Al Balkhi, *Description of the Province of Fars*, trans. G. Le Strange, p. 25.

<sup>6</sup> J. J. M. de Morgan, *Mission scientifique en Perse*, Figs. 31, 33.

<sup>7</sup> A. Gabriel, *Durch Persiens Wüsten*, p. 175.

Excavations at Siyalk in Central Persia have revealed that the *pisé* technique already existed in the fifth millennium B.C.<sup>8</sup> The fourth millennium brought its gradual replacement by sun-dried bricks, originally oval-shaped mud lumps.<sup>9</sup> Toward the end of the fourth millennium, the flat rectangular mud brick, formed in a wooden mold, came into general use.<sup>10</sup> Already during this period houses had distinct architectural features such as buttresses, recesses, door and window openings, and walls rendered and decorated with white and red mineral paints.<sup>11</sup> Foundations were stones tightly packed in trenches without mortar. Excavations have also revealed that when the town of Siyalk was rebuilt after the arrival of the Iranians (Indo-Europeans, about 1200 B.C.), a new method was used for the rebuilding of the citadel. Stone masonry 40 yards square served as a foundation, and alternating courses of mud bricks and dry stone formed the walls.<sup>12</sup> This building method is still in use in Persia, e.g., for the permanent winter dwellings of the Qaşqā'i nomads of Fārs. Enormous stone walls, laid without mortar, similar to the Cyclopean walls<sup>13</sup> of the Greeks, were built at Māsġed-e Şulaimān at the beginning of the first millennium B.C. This kind of wall was never used by the Babylonians, Assyrians, or Elamites, but has been found extensively through excavations in Urartu, an ancient state bordering North Persia. This technique was still applied for the building of the palace terraces at Pasargadae and Persepolis.

When the Achaemenians became the



Figure 151. A Summer Shelter in Sīstān

rulers of a vast empire they took advantage of the skills of the conquered nations for the building of their palaces. The foundation charter of Susa describes the building of the palace thus:<sup>14</sup> [Darius says:]

This is the palace which I built at Susa. . . . Downward the earth was dug, until I reached rock in the earth. When the excavation had been made, then rubble was packed down, one part 40 cubits in depth, another 20 cubits in depth. On that rubble the palace was constructed. And that the earth was dug downward, and that the rubble was packed down, and that the sun dried brick was moulded, the Babylonians did all this. The cedar timber was brought from a mountain called Lebanon; the Assyrian people brought it to Babylon; from Babylon the Carians and the Ionians brought it to Susa. The *yakā*-timber was brought from Gandara and from Carmania. . . . The ornamentation with which the wall was adorned, that from Ionia was brought. . . . The stone columns which were here wrought—a village by name Abiradus, in Elām—from there were brought. The stone cutters who wrought the stone, these were Ionians and Sardians. . . . The men who wrought the wood, those were Sardians and Egyptians. The men who wrought the baked brick, those were Babylonians. The men who adorned the wall, those were Medes

<sup>8</sup> R. Ghirshman, *Iran*, p. 29.

<sup>9</sup> *Ibid.*, Fig. 6.

<sup>10</sup> *Ibid.*, p. 35.

<sup>11</sup> *Ibid.*, p. 36.

<sup>12</sup> The writer saw this type of wall excavated at Boğazköy in Turkey, the site of the ancient capital of the Hittite empire.

<sup>13</sup> R. Ghirshman, *op. cit.*, p. 123, and Fig. 14a.

<sup>14</sup> *Ibid.*, p. 165.

and Egyptians. Saith Darius the King: At Susa a very excellent [work] was ordered: a very excellent [work] was [brought to completion]...

Despite these foreign influences, Persian architecture has maintained a distinct character to this day. The so-called *apadāna* had been developed already in pre-Achaemenian times. It is a large room in the center of the building, leading to a wide hall, open on one side and having a small room at each end. Columns support the roof beams. Assyrian bas reliefs depicting buildings in Media already show slender columned porticoes.<sup>15</sup> There is not much difference in principle between the *Apadāna* in Persepolis (Fig. 152) and the present-day peasant house in Āzarbaijān (Fig. 153). Even the capitals on the wooden columns are only a stylized version of the bull heads of Persepolis (Fig. 154). Persian builders were directly responsible for introducing the *apadāna* style to the Moslem world outside Persia. The historian Tabarī (839–922 A.D.) writes that, when the Arab governor of Basra, Ziyād, wanted to rebuild the great mosque at Kūfa in 670 A.D., he summoned non-Moslem masons to erect a building without equal:<sup>16</sup> "A man who had served as a builder under the Persian king Hosrou replied that this could only be accomplished by using columns from Jabal Ahwas. . . ." This source particularly mentions that the roof was directly supported by the columns without the intermediary of arches. Persian masons were also employed when the Caaba at Mecca was rebuilt in 684 A.D. under Ibn az-Zubair.<sup>17</sup> Further, when the Caliph al Manšūr set out to build Baghdad (762 A.D.) he gathered engineers, architects, and surveyors from Syria and Persia.<sup>18</sup>

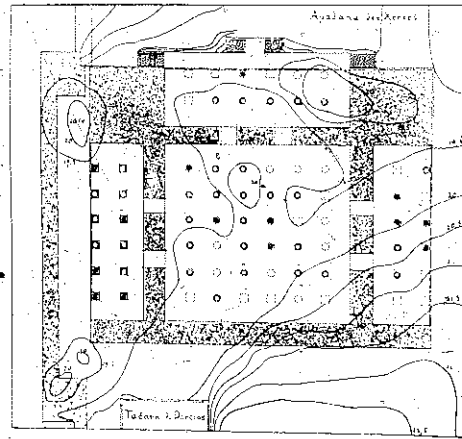


Figure 152 Plan of the Apadāna of Persepolis (from F. Sarre and E. E. Herzfeld, *Iranische Felsreliefs*, reproduced by permission of the publishers, Wasmuth Verlag, Tübingen)



Figure 153 A Farut House in Āzarbaijān




Figure 154 Bull Head Capital (from A. Springer, *Handbuch der Kunstgeschichte*, reproduced by permission of the publishers, E. A. Seemann, Leipzig)

<sup>15</sup> A. U. Pope and P. Ackerman, *op. cit.*, p. 904.

<sup>16</sup> K. A. C. Creswell, *op. cit.*, pp. 13, 156.

<sup>17</sup> *Ibid.*, p. 156.

<sup>18</sup> K. A. C. Creswell, *op. cit.*, p. 163.

With the growing scarcity of timber for building purposes another technique was developed in Asia,<sup>19</sup> most probably in Persia, namely vaulting that permits the roofing of buildings without wooden beams. During the Parthian and Sasanian periods vaulting achieved high technical and architectural standards in public and private buildings. There were two basic forms, the barrel vault to cover rectangular rooms and the dome over a square room. For the transition from the square base to the circular dome the Persian builder invented the so-called squinches (Fig. 155). He maintained these high standards in vaulting right through Islamic times, as witnessed by the many mosques and other public buildings. Even today it can be said that there is hardly a room that a Persian builder could not cover with a vault, from the most humble peasant house on the

fringe of the central desert (Fig. 156) to the covering of a cinema in Yazd where a single barrel vault of sun-dried mud bricks spans a hall seating six hundred people.

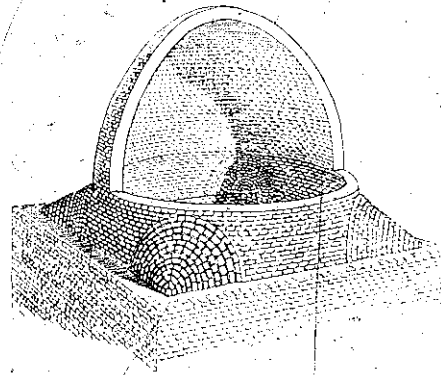


Figure 155 Persian Dome (from E. D. Iranische Kunst)

<sup>19</sup> A. U. Pope and P. Ackerman, *op. cit.*, p. 918.



Figure 156 Peasant Houses in Hōrāsān





Figure 157 Wind Catchers in Central Persia (from A. Costa and L. Lockhart, *Persia*, reproduced by permission of the publishers, Thames and Hudson, Ltd., London)

Another contribution to architecture by the Persian builder is the *aiwān*, which can be regarded as the equivalent of the hall of the *apadāna*, open towards the courtyard, no longer flat-roofed but vaulted since Parthian times.<sup>20</sup> The *aiwān* was an important feature, already in Sasanian building and has been a characteristic of the Persian mosque since early Islamic times. Ventilation towers or wind catchers (*bād-gīr*, Fig. 157) are a feature peculiar to the houses in Central Persia. They lead the cool, refreshing night winds into the living room in the basement (*zūr-e zamīn*).

It is not surprising to find different building techniques north of the Alburz mountains in the Caspian provinces, with their heavy rainfall and rich forests. Sir Thomas Herbert, who traveled through Persia between 1627 and 1629, noticed the

different style:<sup>21</sup> "...the houses in *Lāhi-jān* differ from the common form in Persia. For they are not flat above, but like ours in England in the roof, also tiled and glazed according to English fashion." The English consular agent Rabino writes<sup>22</sup> that "...the houses in Mazanderan are built like a log cabin, the interstices being filled with mud." The present-day house from Gilān shown in Fig. 158 is of this log cabin construction. Built in the moist lowlands near the Caspian Sea, its foundation is an artificial mound (*qāneh*) rising to about 2 feet above ground level. Eight heavy wooden pillars (*fiq*) are composed of the following parts: Next to the ground is a row of short sleeper beams (*zai*). Short wooden blocks rest on these at right angles.

<sup>21</sup> W. Foster, *Thomas Herbert's Travels*, p. 173.

<sup>22</sup> H. L. Rabino, "A Journey in Mazanderan," p. 473.

<sup>20</sup> *Ibid.*, p. 422.

Above these blocks is a row of strong boards (*katal*) that in turn carry extremely heavy pointed blocks (*kondulū*). Each row of four of these pillars supports two solid floor bearers (*bāj-dār*); twelve floor joists (*gal-e hus*) run across these at right angles. They carry the actual floor boards (*sāf*). Strong beams on the outer edge around the house form the bottom frame (*nāl*). Thirty vertical verandah columns (*solūn*) support horizontal purlins (*kašūn*). From these rise the steeply inclined rafters (*saljū*) that carry the thatching (*gālī, lāleh*) that rests on roof battens made from bamboo (*kārfūn*). Bamboo and rushes for the thatching are growing along the many water courses of this region and are cut by the peasants with a long-handled brush-cutting knife (*dās*), the iron part being about 12 inches long and the cutting edge ending in a blunt reaping hook 3 inches long. In the hilly land between the coastal plain and the Alburz mountains there is no need for the pillar basement. There the main frame (*nāl*) is laid directly on the ground (Fig. 159). All the vertical stiles rise from the frame: those forming the actual rooms are nailed across with thin branch wood or bamboo stems and filled with a mixture of wet loam and straw (*kāh-gel*).

Rabino also mentions the "summer houses" of the Caspian provinces,<sup>23</sup> found nowhere else in Persia. "Houses have a sleeping place, *talar*, with a planked platform and a thatched roof. Rice stores, *tilimbāy*, are similarly built, but only one-storied" (Fig. 160). Similar structures are also used for barns and silkworm nurseries, also called *tilimbār* or *telebār*. A relic of the ancient past are the houses of the inhabitants of the Kūh-e Hazār mountains. They have circular, rubble-built bases covered with steep, pointed cones made of mud bricks.<sup>24</sup>

<sup>23</sup> *Ibid.*, p. 445.

<sup>24</sup> A. Gabriel, *op. cit.*, p. 77.



Figure 158 A Peasant House in Gilān




Figure 159 A Peasant House near Rūdbār  
Gilān




Figure 160 Talar in Māzandarān (from  
J. J. M. de Morgan, *Délégation en Perse*)

### Builder

There is no clear distinction in traditional Persian crafts between builder, mason, and bricklayer (*me-mār*, *bannā*). They all start as apprentices of a master builder (*me-mār-bāšī*).<sup>25</sup> Those who were more talented than the average bricklayer made Persian architecture famous throughout the Islamic world.

To this day no drawings are prepared for the building (*binā kardan*) of an ordinary house. The common practice is that owner and builder "draw" the plan (*naqṣeh-piyādeh*) on the actual site by marking the walls with powdered lime (*āhak*) or gypsum (*gač*). Common laborers (*hammāl*) dig (*kandan*) the trenches (*sāldeh*, *sālīdeh*) for the foundation (*paī*), about 18 inches deep and slightly wider than the planned thickness of the wall. Whatever earth (*hāk*) is dug out is carefully gathered at a spot where it is mixed (*mahlūt*) with burnt lime (*āhak*) and water into a soft paste (*sefteh*, *sefteh*, *botā*, *bātāl*). A layer of about 6 inches of this paste is placed (*rihtan*) in the trench and coarse stone ballast is thrown (*zadan*) into it. These stones (*sang*) have been brought by donkeys from the nearest quarry (*mādan-e sang*, *kān-e sang*). They are about 6 to 8 inches in size. With one layer (*čineh*) of stones in the trench a second layer of mud paste is worked over the stones, ballast follows, and this is repeated until the trench is filled. Within three to four weeks these foundations have sufficiently set to begin building the walls. In due course the lime-mud-stone mixture becomes as hard as rock, as the writer had an opportunity to experience when building a technical college at Širāz over the

foundations of a caravanserai erected by Karīm Hān-e Zand in 1760 A.D.

The following methods are available for the building of walls:

1. *Pisé* or rammed earth walls (*čineh*), a method commonly used for the walls surrounding yards, gardens, and orchards. The tallest walls in *pišé*, the shading walls of the ice ponds (*yah-čāl*) are usually well over 20 feet high. For this method earth is moderately wetted (*āb dādan*) and mixed with chaff (*kāh*). Laborers tread it bare-footed (Fig. 161), thus kneading it (*gel mālidan*) into a plastic mass (*kāh-gel*). When a sufficient quantity has been prepared a laborer carries it to the building site in a mortar basket (*kappeh*) or throws it in lumps (*nošt*) to the builder (*čineh-kāš*), who catches it and places it in position. The builder has marked the building line with a string (*rismān*) and places the clay lumps on the properly set foundation. When building low garden walls, it is sufficient foundation to place a layer of cut rock (*čefleh*) on the solid ground (Fig. 161). The clay lumps are shaped freehand into a course (*mohreh*) of about half an Isfahān cubit (*nīm-zar*, *nīm-gaz*).<sup>26</sup> From time to time the builder draws a straight-edge (*šemsch*) along the growing wall for proper alignment and checks it vertically with a plumbline (*sāpuč*, *sāqūč*). The spirit level (*tarāzū*) is gradually coming into use. When a course is finished, the builder smooths the surface by rubbing it (*mālidan*) with a trowel (*māleh*). When the first course has properly set and hardened, usually after two or three days, the next one is laid and so on until the desired height has been reached. The thickness of the wall diminishes with increasing height; an

<sup>25</sup> This refers to the traditional craftsman only. A great number of Persians of the present generation have been trained as professional architects according to Western standards.

<sup>26</sup> Seven thousand, five hundred Isfahān cubits make a *farsah* (the *parasang* of Herodotus). The latter, being very close to 6 km. makes the cubit 80 cm or 31.5 inches. Cf. W. Hinz, *Islamische Masse und Gewichte umgerechnet auf das metrische System*, p. 64.



Figure 161 The Building of a *Pisé* Wall

8-foot-high wall is 30 inches wide at the bottom and 10 at the top. Yard-walls are usually capped with a course of burnt brick (*ājur*) that corbel out for 3 to 4 inches to keep the rain from the wall, which would otherwise too readily soften and gradually be washed away. Garden and orchard walls are mostly capped off with a row of wooden sticks (*eške-zeh*), each about 30 inches long and 2 inches thick, placed across the wall. These sticks carry a layer of thorny brushwood (*gavang, qūl*) or rushes (*nai*), weighed down with a course of a mixture of loam and lime that sets and becomes water resistant.

2. Mud bricks (*hešt*) have been the most common building material in the country since time immemorial. The brickmakers (*hešt-māl*) take earth from excavations for the house and obtain additional earth from a pit (*čāl*) they dig nearby. A simple pick (*kolang*) and a spade (*bīl*) are the tools used for the digging. The earth is soaked in ample water, and straw and

chaff (*kāh*) are added to the wet mud (*gel-čāl*) and thoroughly mixed by treading it with bare feet, similar to the treading of the *pisé*-material except that this mixture is much softer and can be more thoroughly mixed with a hoe in a second operation (Fig. 162). The wet mix is carried in baskets to the site where the brickmaker works, forming a mud heap (*semšeh-gel*) near him. If the loam is cut from a pit (*čāl*) it is usually hauled to the surface with a windlass (*čarh, čarh-e čāh*, Fig. 163). The windlass is of the same kind as is commonly used in Persia for many other purposes, e.g., well-building and lifting water from wells. Its wooden shaft (*mīl*) is placed into the forked ends of two upright posts (*pā*). Two wooden crosses (*parak-čarh*) are mounted on this shaft, their ends joined by traverse pieces which act as handles (*dastak*). A rope (*band-e čarh, zāzū*) is wound around these traverses. Often the pit is some distance away and it is more convenient to carry the loam to the mixing



Figure 162 Preparing the Loam for Mud Bricks




Figure 163 A Windlass above a Loam Pit

spot on donkey back (Fig. 164). Figure 165 shows the brick molders at work. Each one has a wooden mold (*qāleb*), just an open frame. The molder first covers the ground with a thin layer of chaff, puts the molding frame flat on the ground, and throws a quantity of the mud-straw mix (*kāh-gel*) into the mold, beats it into the corners with his bare hands, and scrapes any surplus off with a small straight-edge (*čūb*). He lifts the frame with a swift movement, leaving the fresh brick on the ground, and places the frame next to the brick just made. Molding (*mālidān*) row after row in this way, he makes about 250 bricks an hour.

The size of the brick is widely standardized today at  $8 \times 8 \times 1\frac{1}{2}$  inches (*andāzeh māidān*). Bricks have been much larger in earlier periods. In Babylon, where the technique was taken over from the Sumerians, they measured  $16 \times 16 \times 4$  inches,<sup>27</sup> and at Persepolis they were  $13 \times 13 \times 5$  inches.<sup>28</sup> In Sasanian times they were 15 to 20 inches long and 3.5 to 5 inches thick, and they were  $9 \times 9 \times 2$  inches in earlier Islamic buildings.<sup>29</sup>

After the bricks have been left in the sun for three to five hours, depending on the weather, they are set on edge (*zanjiri kardan*) for further drying (Fig. 166). Needless to say, this work is only done during the hot summer months, say between early May and late October, a time when normally not a single cloud appears in the Persian sky.

When the bricks have dried for a day or two they are used straightaway for the building of common houses, for outside and inside walls (*divār, tīfāl*), even for vaults (*lāq*) and domes (*gombad*, Fig. 167).

<sup>27</sup> E. Diez in A. U. Pope and P. Ackerman, *op. cit.*, p. 916.

<sup>28</sup> E. F. Schmidt, *The Treasury of Persepolis*, p. 19.

<sup>29</sup> *Ibid.* and Sir J. Chardin, *Travels in Persia*, p. 258.





Figure 164 Carrying Loam to a Mixing Place



Figure 165 Brick Molding

The courses (*rag*) are laid along a string (*rismān*), and bonded with a mud-straw mortar (*kāh-gel, melāṭ, gel-e melāṭ*), identical to the mix used for brickmaking. The bond is about  $\frac{3}{4}$ -inch thick. The bricklayer spreads the mortar with a steel trowel (*māleh, māšūn, kamāch*) and checks his level with a plumbline or a straight-edge containing a small pendulum (*sāqūl*). When the wall has reached a height beyond the reach of the builder a wooden-scaffold (*čūbbast, čūbhāndī, mān-zeniq, manjeniq*) is erected on the outside of the building and is reached by a ladder (*nardebān, sed*). The hot climate of the country requires very thick outside walls, usually 2 to 3 feet deep. Inside walls are mainly single-brick (*yak-ājuri*), sometimes bricks on edge (*tigeh, tigi*) or hollow-built (*sandūqi*) square bricks forming box-like holes. The transition between a vaulted room (*tāq-band*) and the flat roof is also built hollow in order to have less weight on the vault and

Figure 166 Bricks Placed on Edge for Drying






Figure 167. Building a Vault with Mud Bricks in Sīstān

save bricks (Fig. 168). Bricks are laid in bond (*ābiak*, *walbān*) in order to have sufficient strength.

After the bricklaying (*seft kārī kardān*, *ājūr ādan*) of all the walls, they are usually rendered (*gel mās kasīdan*) with a coat of mud-straw mix (*kāh-gel*), often enriched with some lime (*āhak*) to make it insoluble after setting. The rendering (*naʿzak-kār kardān*, *kāh-gel māli*) is done with a steel trowel and smoothed with a wooden float (*māleh-čahārsū*). The worker uses a movable trestle (*čarak*, *čahārčūb*) to reach the higher parts of the walls.

3. Burnt bricks (*ājūr*) are mainly used for buildings of greater importance. In the past they were used for palaces, mosques, caravanserais, bazaars, and the houses of the rich. The burnt bricks are slightly smaller than the sun-dried bricks owing to the shrinkage in firing them. Apart from the standard size (*jesāri*) of  $3.2 \times 4 \times 2.4$  inches, the builder also uses ready-made

half bricks (*nūch*) and quarter bricks (*čārak*, *čahār-yak*). If smaller still they are called *kaluk*: if cut off from a larger brick *seh-qaddi*. Many of the medieval tomb-towers, e.g., the Gombad-e Qābūs in Gorgān (twelfth century), even have special bricks with one side round and two sides tapered following the shape of the conic roof top. Angled bricks are used for




Figure 168. A Hollow-Built Transition between Vault and Flat Roof

the inclined window sills (*tūreh, gilō'i, qab-lāneh, kārdi, pah*). Outside wall corners are sometimes decorated with profile bricks having one round edge (*mouji*), or one toothed edge (*dandān-māsi*). Door and window openings are often arched over with tapered form-bricks unless a wooden lintel beam (*na'l-e dargā*) is provided.

When laying burnt bricks the builder uses a mixture of hydrated-lime (*āhak*) and sand (*vig, sei, lamr*) for mortar (*sen-āhak, māseh, malāl*). Sand-lime-cement mortar (*seh-gorgh, bātāl*) is often used for modern urban buildings. For the construction of the huge water reservoir in practically every Persian house, a specially water-proofed mortar (*xārij, cārū, āhak-e siyāh*) is prepared by mixing sand, lime, and wood ashes (*hākestar-e hammām*). Before applying this mortar a certain quantity of the hairy seeds (*lū'i*) of rushes is added for internal bonding and prevention of cracking. The same mortar is also used for the internal rendering of these water reservoirs. If these seeds are not available, goat hair is used for the same purpose.<sup>30</sup> Outside walls of buildings made in burnt bricks are seldom rendered, but neat joints (*band-kāsi*) in the face brickwork give the surface an attractive finish. A rather modern innovation is a kind of veneer brickwork, i.e., a combination of a mud brick structure with a bonded-in veneer of burnt brick on the outside. In employing this kind of work, the builder often goes to the trouble of calling in the ornamental brickcutter, a specialist whose work is described on page 122.

4. Stone (*sang*) has been used in Persian architecture for many public and private buildings, although a shift from stone to finer brickwork can be observed during Islamic times, particularly since the thirteenth century.<sup>31</sup> Even today many private

buildings are built on a stone base, at least up to a height of about 3 feet above ground level. Such a solid stone base keeps the brick parts of the walls sufficiently far away from the ground to prevent their being exposed to the splashing of the heavy winter rains. Ashlar masonry, laid without mortar, is mentioned by Muqaddasi (tenth century) for Fārs<sup>32</sup> and is still widely used in this province besides rubble laid in mortar (*hazāreh*).<sup>33</sup> When ashlar is set in mortar a special mixture of lime and clay (*dāgāb*) is used for the joints (*darz, darz-e sang*). It is applied rather soft and permits an easy setting of the stones with a very thin joint. After a few months it sets to a great hardness.

Better-class houses have stone slabs or burnt bricks, sometimes glazed tiles for flooring, whereas the average home has a floor (*kaf*) made from a hard-setting mixture of lime and plaster, often mixed with stone grit and red iron oxide for coloring. This kind of flooring was already used in Achaemenian times. The treasury and other palaces in Persepolis, unearthed between 1935 and 1939, had this flooring in a well-preserved state<sup>34</sup> in most of the rooms.

For the construction of roof and ceiling we find essentially the following three construction methods:

1. In the Caspian provinces with their heavy rainfall (225 inches p.a.) we find rising and hipped roofs, covered with straw (Figs. 158 and 159), shingles (*tahteh, lāl*), or burnt tiles (*sofāl, sefāl, lūfāl*). The latter are made by the local potter (*sefāl-gar*) from a fat clay. They are flat and have a nose (*dokmeh*) at the back to attach them to the roof battens. Others are thrown on the potter's wheel as slightly tapered cones

<sup>30</sup> *Ibid.*, p. 900.

<sup>31</sup> *Ibid.*, p. 965.

<sup>32</sup> E. F. Schmidt, *op. cit.*, p. 19.

<sup>30</sup> Sir J. Chardin, *op. cit.*, p. 262.

<sup>31</sup> A. U. Pope and P. Ackermann, *op. cit.*, p. 399.



and are halved with a wire when leather hard. These are more like the so-called Roman or Spanish roof tiles and are much used in Māzandarān and Gorgān. Today galvanized iron is frequently used instead of these coverings. Such a roof is called *širvāneh*.

2. The roof type mainly in use on the Iranian Plateau, particularly on the slopes of the Zagros mountains, is the flat roof (*bām*, *pošt-e bām*, *rūbūn*). Figure 153 shows its construction: Ceiling joists (*lir*, *sardar*) are placed on top of the walls and for the open porch over heavy beams (*sarnāl*) supported by columns (*şolūn*). Ceiling boards (*soqāf-pūš*) are placed over the joists, or instead, light ceiling battens (*pardū*, *dastak*) are nailed across them and are covered with braided reed mats (*haşir*). A mixture of mud, straw, and some lime, well worked and rather soft, is spread over the ceiling boards or reed mats respectively in many thin layers. Each layer is given some time to dry after which it is compacted with a rolling stone (*qaltabān*). The spreading of these layers is continued until the roof reaches a thickness of about 10 inches in Fārs and Işfahān, and about 20 to 25 inches in Āzarbaijān, where the mud-lime mixture, however, contains a much larger proportion of straw. Great care is taken during the spreading process that the roof is divided into sections 10 to 12 feet wide by molding the mud mixture into channels, slightly depressed in the middle of the roof and deepening toward the edges, where they end in wooden spouts (*nāvdān*). After each rain the roof has to be compacted with the stone roller; otherwise, it would develop cracks while drying. The stone roller remains on the roof. Snow has to be removed immediately, since melting snow penetrates faster than rain. Apart from these maintenance precautions, the mud roofs serve a good purpose in keeping the rooms cool in summer and warm in winter. During the construc-

tion of the roof ample salt is strewn on the mats and mixed with the mud to keep insects, in particular white ants and borers, away.<sup>35</sup>




Figure 169 A Peasant House in the Alburz Mountains

It is surprising to see how many building materials and techniques are often applied even to a humble peasant house as shown in Fig. 169. The foundations built in stone rubble are well above the ground, the outer walls (*divār*) and the partition walls (*divār-e vaşaf*) are built in sun-dried bricks with the exception of the front (right-hand corner in Fig. 169), which is built in burnt brick. Joists and roof battens are clearly visible. A thick layer of brushwood, an important insulator in the colder north, is already in position on the roof, waiting for the mud-straw mixture to be put on and to be rolled tight. Note should also be taken of wooden ties built into the walls to give them added shear strength, important in a region with frequent earthquakes.

No ceilings are provided in common peasant houses. City homes often have plaster ceilings. In these cases ceiling battens (*tofāl*) are nailed across the joists so that they form a narrowly spaced grill to receive the plaster. Another type of ceiling found in urban houses consists of

<sup>35</sup> Sir J. Chardin, *op. cit.*, p. 264.

wooden mosaic. This work has been described previously.

3. The most common type of roofing in Central Persia is the vault, either barrel or dome. The Persian builder is a master in covering rooms of all shapes in this manner, and most of the work is done without any wooden form work at all. Light comes in from arched windows, in the walls or through a glass pane set in the top of the dome.

### Brickmaker

Burnt bricks were already made by the Babylonians in the fourth millennium B.C.<sup>36</sup> In Persia kilns have been unearthed in Susa and Siyalk dating back into the first millennium B.C.<sup>37</sup>

The maker of burnt bricks (*ājur-paz*, *hešt-māl*, *hešt-paz* *heštgar*, *heštzan*, *fahhār*) has his brickworks (*ājur-hāneh*, *hešt-kārī*) usually outside the town or village, close to a suitable clay pit. For the molding of the bricks he works in much the same way as the maker of mud bricks, but there are some differences. As his products are mainly used for face work on outside walls, he uses selected clay for raw material, and he has to slake and clean it of impurities. The clay (*gel*, *hāk*) is carried from the clay pit to the brickworks on donkey back and is tipped into a soaking pit (*hāk-šūrī*) together with one-fifth of its volume of a gray sand (*hāk-e siyāh*), also carried to the works on donkey back from a deposit nearby. The sand is added to make the clay lean and to result in light cream-colored bricks after the firing; they would otherwise turn red. The soaking pit is filled with water from a well (Fig. 170) or other water supply, and the clay is left in there for 24 hours for slaking (*gel sostan*). Next day the workers thoroughly mix

(*mahlūt kardan*) the mass with wooden shovels (*pārū*) first, and then they hoe it (*kašī-kaš*, *kaš zadan*). Since ample water had been added the mixture becomes rather liquid. It is lifted with a bucket and poured into a gutter from where it runs into a neighboring pit. There another worker passes it through a sieve (*qabbīl*, Fig. 171) that separates pebbles (*rig*) and other coarse impurities from the clay. After the soaking pit has been emptied, the strained clay is left to settle. The surplus water is scooped off with a bucket after the first day, and after four days the clay is sufficiently dried to be molded and is shoveled out of the pit. The molder squats




Figure 170 Pit for Soaking Clay and Well



Figure 171 Straining the Slaked Clay

<sup>36</sup> R. Ghirshman, *op. cit.*, p. 166.

<sup>37</sup> C. Singer, *A History of Technology*, p. 396.

near the clay heap (Fig. 172) with some of the gray sand at his side. He puts a handful of the latter into the mold (*qāleb*), which is a cast iron box with four feet having two compartments for the narrower standard size bricks. He shakes the mold around so that the sand sticks to the wet surfaces and fills each compartment with a lump (*cūneh, mošt*) of clay, beats it in with his hands, and cuts the surplus off with a straight-edge (*semseh*) or a wire (*sīm*). He empties the mold by gripping it by two of its feet and turning it over (Fig. 173). The raw bricks (*hām-pūhteh*) are left in the open for 24 hours for drying (*hošk sodan*), then they are turned on edge (*boland kardan*) and are left in that position for three days to achieve even drying and to prevent bending and cracking. Before they are put on donkey back to be carried to the kiln a worker goes over the edges with his hands to smooth them (*vākū kardan*). The kiln (*kūreh, kūreh-ye ājur-pazī*) shown in Fig. 174 is on the outskirts of Hamadān, and the method described is the one customary there. The base of the kiln goes 8 feet below the surface and forms the fireplace (*āles-hāneh*), which is accessible by a number of steps leading down to it. A vaulted arch (*tāq-e kūreh*) over the fireplace has many holes, thus forming a kind of grate (*sambū-rak*). The charge is carried into the kiln on donkey back and is stacked over the grate. The first part of the charge enters through an opening on the front side of the kiln. At the back of the kiln is a second opening high above the ground with a ramp leading to it, and the remaining bricks are charged through this opening. All the bricks are stacked with spaces between them to allow the combustion gases through. The last row of bricks on top of the stack is laid very close, and the joints are smeared over with clay except for an area about 3 feet in diameter that serves as an outlet for the smoke. The entrances are likewise sealed up. The kiln described has



Figure 172 Filling the Brick Mold



Figure 173 Emptying the Brick Mold

a capacity of 50,000 standard bricks,  $8 \times 4 \times 2$  inches, or 25,000 bricks of an old-fashioned shape,  $8 \times 8 \times 2$  inches. Before World War II the fuel consisted of certain desert shrubs (*cār, tarhā, tarhān, Artemisia herba alba*) and wormwood (*dārmaneh, Artemisia santonica, A. maritima*).<sup>38</sup> They had been collected for weeks before the firing (*sūhtan*) could begin and were deposited near the fire hole (*āles-gāh*). These shrubs burn with a long and intensely hot flame. As they burned away

<sup>38</sup> E. Gauba, "Botanische Reisen in der persischen Dattelregion," p. 43, and D. Hooper and H. Field, "Useful Plants and Drugs of Iran and Iraq," p. 87.

more shrubs were pushed into the fire hole with long forks, the men doing this work in relays on account of the strong heat radiation. Today this method has been widely replaced by the use of cheap black fuel oil (*naft, naft-e siyāh*), a by-product of the country's oil refineries. The fuel oil is mixed with chaff or the dry stalks of sugar beet (*pūs-e eoḡondar*), and this mixture is shoveled into the fire hole. Firing of this large kiln takes 72 hours. Toward the end of this time a rather large quantity of the oil-chaff mix is shoveled in, resulting in a sudden lack of air, thus producing a reducing atmosphere that is also needed to obtain the cream color of the bricks. Immediately after the last fuel has gone in, fire hole and smoke outlet are sealed up with clay and the kiln is left to cool for 72 hours. The bricks are then taken out, again on donkey back, and taken straight to the building sites or stacked in the yard for sale. The bricks very close to the grate are usually overfired. They are put aside and are used for the construction of water basins (*houz*) and cisterns (*āb anbar*), traditional features of every house in Persia.

As so often in Persia methods vary from province to province. The kilns in Hūzistān, where building relies exclusively on bricks, are much larger, usually having a capacity of 150,000 standard bricks. An unusual method of brickmaking has been observed on the high plain near Ābādeh in Central Persia. Here the permanent kiln consists of the fireplace and the vaulted grate above it. When stacking begins, there is first a pile of limestones erected in the center, and the raw bricks are stacked around it with sufficient space between them for the combustion gases to pass through. But there is no outer kiln wall (Fig. 175); the hot gases come out of the pile in all directions. After 24 hours of firing the bricks are allowed to cool. All of them except those on the outside are well

fired. The good bricks are carried away to a building site and so is the burnt lime, which is just enough to prepare the mortar for this batch of bricks. The half-baked bricks are piled up again to be included in the next firing. When the writer discussed the economy of this method with the foreman he agreed that it was not very efficient but said that they could not afford a covered kiln and that they had always done it that way.


#### Brick and Tile Cutter

Between the tenth and twelfth centuries,<sup>39</sup> during Seljūq times, an ornamental

Figure 174 A Brick Kiln



Figure 175 An Open Brick Kiln



<sup>39</sup> E. Schiroeder in A. U. Pope and P. Ackerman, *op. cit.*, p. 1036.

building technique became fashionable in Persia, and this has been a characteristic of Persian architecture ever since. This technique, ornamental brickwork, locally known as *hazārbāf* (meaning "thousand interweavings") appeared in Iraq as early as the eighth century A.D. The oldest building known is the Baghdad gate at Raqqa;<sup>40</sup> the fortified palace of Ukhaidir,<sup>41</sup> 120 miles south of Baghdad, is slightly younger, and almost contemporary is the caravanserai of Atshān near Kūfā.<sup>42</sup> All these early Islamic buildings are in a part of Iraq with many traces of pre-Islamic Persian (Sasanian) architecture. Yet, as ornamental brickwork was not a feature of Sasanian building technique, its origin in Iraq is rather shrouded.

The new technique began with the introduction of a great number of different brick bonds (Fig. 176), some of them having protruding bricks, thus giving light and shade effects and encouraging the use of writing as an ornament. The most remarkable example of this style is the small dome chamber in the Friday Mosque at Isfahān (Fig. 177), built under the great Seljūq vizir Nizām ul-Mulk (1017-1092 A.D.).

During this time plaster joints came into use. The liking for ornamental enrichment led to the carving of these plaster joints, then to the insertion of carved plugs (Fig. 178) between the brick ends, and finally to the replacement of the plugs by wholly plastered surfaces incised with rich ornament. This technique reached its peak in the domes and vaults of the mausoleum of Oljaitu Hūdābandeh at Sultāniyeh (about 1320 A.D.). In the mosque at Gūlpaigān this technique was already used in 1104 A.D., and it is dominant in the older parts of the Friday Mosque at Isfahān (about




Figure 176 Gombad-e Ālaviān at Hamadān, c. 1150 A.D.



Figure 177 Ornamental Brickwork at the Friday Mosque at Isfahān



Figure 178 Carved Plugs in Brick Joints at Sultāniyeh

<sup>40</sup> K. A. C. Creswell, *op. cit.*, p. 185.

<sup>41</sup> *Ibid.*, p. 197.

<sup>42</sup> *Ibid.*, p. 201.

1122 A.D.). It was still in use when the Friday Mosque at Varāmīn was built in 1326 A.D.<sup>43</sup> For the latter building it can be proved that plaster plugs were no longer carved but were cast in a number of different molds.<sup>44</sup>

Colored (glazed) brick faces mark another step in the development that led to the insertion of faience tiles (insets), at first in strictly geometrical forms according to the size of the brick face (Fig. 179). The beginnings of the use of glazed bricks in buildings are still obscure. In principle they can be traced back to the Babylonians, and they were used in Elam<sup>45</sup> during the second millennium B.C. They appeared on the Iranian Plateau in the Achaemenian buildings of Susa and Persepolis (fifth century B.C.).<sup>46</sup> There seems to have been no application of glazed bricks in Hellenistic, Parthian, and Sasanian times, but there was a revival in Baghdad under the Abbasid caliphs. When Ibn Rustah gave a description of Baghdad's Great Mosque in 903 A.D. he said that it was wholly ornamented with lapis lazuli glazed bricks. The tenth-century writer Ya'qūbī speaks highly of the green minaret of Bohārā (then in East Persia).<sup>47</sup> The technique seems to be fully developed in Seljūq times (1037–1157 A.D.) although Nizām ul-Mulk preferred plain bricks of quality to the rather showy colored tiles for the building of his Friday Mosque at Isfahān.<sup>48</sup> In the section on the development of glazes it will be shown that by the tenth century the potters of Persia had a thorough knowledge of glazes suitable for bricks and building tiles.

Pope<sup>49</sup> writes on the development of

<sup>43</sup> A. U. Pope and P. Ackerman, *op. cit.*, p. 1288.

<sup>44</sup> *Ibid.*, p. 1322.

<sup>45</sup> *Ibid.*, Pl. 19a.

<sup>46</sup> *Ibid.*, pp. 321–325, 331; Pl. 19b, c; Pl. 72a, b.

<sup>47</sup> *Ibid.*, p. 1323.

<sup>48</sup> *Ibid.*

<sup>49</sup> *Ibid.*, pp. 1323–1324.




Figure 179 Turquoise Tile Plugs in Brickwork at Sulṭāniyeh

faience in building: "Insets appear first in the twelfth century, sparingly in the dome of the Masjid-e Jāmi' at Qazvīn, but once the process was started, it developed swiftly and in a few generations whole buildings were bejewelled with investitures of faience that herald a new epoch in architectural ornament."

The original form of application of colored faience was the insertion of small bricks with a glazed face in a bed of common though ornamentally arranged bricks. Principal colors were turquoise, cobalt blue, and buff. Most of the designs were geometrical patterns such as lattices, meanders, and polygons, but also rectangular, stylized inscriptions. A fully matured example of this type is the tomb tower of Mūrīna Ḥātūn at Naḥīcēvān in Āzarbaijān, dated 1186 A.D.<sup>50</sup>

Toward the end of the twelfth century a new type of ceramic wall decoration appeared in Persia, i.e., the luster painted tiles. Such tiles had already been used in Iraq during the ninth century, especially in Baghdad and Samarra, from where the technique spread to Egypt, North Africa, and Spain on the one hand and to Persia on the other.<sup>51</sup> These luster tiles were

<sup>50</sup> *Ibid.*

<sup>51</sup> E. Diez, *Iranische Kunst*, p. 112.

mainly produced in the famous ceramic center of Kāšān in Central Persia and exported from there to many parts of the Near and Middle East. We distinguish two different types, first the flat painted tile in cross-and-star pattern, and second the much larger, embossed building panel, in most cases employed for the construction of the *mīhrāb* or prayer niches of the mosques. Both types of tiles were fired in a reducing atmosphere in which some metal oxides in the glaze deposit themselves on the surface in metallic form, giving the tiles a bright metallic luster. (Fig. 180).




Figure 180 Fragment of a Luster Tile

Quite a number of these luster-tiled *mīhrāb* are signed by Kāšān artist-potters. One of the most famous was Abū Zayd, who built the *mīhrāb* of Persia's most venerated shrine at Mašhad in 4245 A.D.<sup>52</sup> Another Kāšān master, Yūsuf Moḥammad, designed, built, and proudly signed the *mīhrāb* of the shrine of 'Alī ibn Ja'fār at Qom in 1333 A.D.<sup>53</sup> Kāšān maintained the high quality of its luster tiles up to the middle of the fourteenth century.

By this time another technique in ceramic tiles had developed in East Persia, the faience mosaic. It is composed of differently shaped segments cut from monochrome tiles and arranged to form a

previously designed pattern. It had several advantages over the luster tile: 1. Ordinary monochrome tiles could be made by the local potter, who had a sufficiently large number of good glazes and colors at his disposal. Though Kāšān held a cobalt monopoly for centuries, the relatively small quantities of cobalt oxide needed could be obtained everywhere through the ordinary trade. 2. The delicate and costly transport of ready-made tiles from Kāšān was avoided by the local manufacture of tiles. 3. By reverting to monochrome tiles the craftsman avoided the costly and uncertain firing process of luster tiles. 4. The faience mosaic is more adaptable to varying scales and sizes in architecture. It can be employed from a small rosette of one foot in diameter to the inside and outside covering of huge mosque domes (Fig. 181).

Faience mosaic apparently developed first in East Persia, where it achieved superior quality at the Timurid court of Herāt (today Afghanistan). During the fourteenth century the Herāt ceramic patterns were noble in design and robust in execution. The best examples of Herāt faience in Persia proper are in both Masjid-e Jāmi' at Isfahān and Yazd. The latter is dated 1375 A.D.<sup>54</sup> A decided refinement in style and workmanship can be observed in the fifteenth century. By this time Kāšān had adopted the new technique too. In the Masjid-e Maidān at Kāšān the ceramic mosaic is signed by "Ḥaidār the tile cutter" (*kāšī-tarāš*), 1463 A.D.

The shift of the Timurid court from Herāt to Tabriz took faience mosaic along with it, also in a superior quality. The best known example at Tabriz is the Blue Mosque (Masjid-e 'Alī, finished 1522 A.D.) where we read: "Mošaddeq the tile cutter designed this."<sup>55</sup> A peculiar con-

<sup>52</sup> A. U. Pope and P. Ackerman, *op. cit.*, p. 77.

<sup>53</sup> E. Diez, *op. cit.*, p. 109.

<sup>54</sup> A. U. Pope and P. Ackerman, *op. cit.*, p. 1328.

<sup>55</sup> *Ibid.*, p. 1332.




Figure 181. Faience Mosaic on the Dome of the Madresch at Isfahān

tribution of the Tabriz masters was to model their inscriptions in raised relief and leave them unglazed. The buff-colored brick stood out brightly against the dark blue background.

When the Safavids transferred their capital to Isfahān at the beginning of the sixteenth century, Šāh Ismā'il assembled craftsmen from all over his kingdom, and the many mosques, churches, and secular buildings of the Safavid period prove that the previous high-standard in design and technique could be maintained. An early master who decorated the walls of the mausoleum Hārūn-e Vilāya at Isfahān was Ustād Hōsain (1512 A.D.).<sup>56</sup> In that period the tile cutter was already greatly assisted by artist designers, as we learn from the signatures of some work at the Masjid-e

Jāmi' at Isfahān: "Sayyid Mahmūd the painter [*naqqāš*] has written it."<sup>57</sup>

Since the seventeenth century, from the time of the great Abbās, painted polychrome tiles begin to replace cut faience mosaic. The polychrome glazing process, known as *hafrangī* (meaning "seven colors"), had developed in general pottery and was now applied to tiles. Good examples of this new technique are in the Masjid-e Šāh at Isfahān, side by side with faience mosaic, in the Masjid-e Luṭf-Allāh, also at Isfahān and the two Christian churches, St. Mary's and St. Elizabeth's, both at Julfa, opposite Isfahān, which Šāh Abbās had presented to the Catholic and Armenian communities of his capital. The tile work in the churches was designed by master miniature painters. It is of very good quality and is dated 1716 A.D. The art of *hafrangī* deteriorated, however, during the eighteenth and nineteenth centuries, and only with the revival of so many crafts under the late Šāh Rezā, i.e., since about 1930, can a marked improvement in *hafrangī* be observed again. The faience mosaic had a similar revival, caused by the need to repair the nation's artistic monuments. In this field the modern Persian ceramist has succeeded so much that the quality of his work is equal to that of the fifteenth-century masters.

#### *The Technique of the Brick and Tile Cutter*

The craftsmen engaged in ornamental brickwork (*hazāreh*, *hazār-bāfi*, *pārečh*) and faience mosaic usually begin their careers as ordinary bricklayers. Those who succeed in doing work in face bricks well will specialize in this line, calling themselves brick-cutters (*ājur-tarāš*). A further specialization takes place later, when the most skilled brick cutters are entrusted with tile or faience mosaic. Those who do this

<sup>56</sup> *Ibid.*, p. 1331.

<sup>57</sup> *Ibid.*, p. 1330.



work exclusively are called *kaši-tarāš*, tile cutters.

*Brick Cutting* (*ājur-tarāšīdan*)

Once the design (*naqšeh*) has been decided, the brick cutter sets out to prepare his bricks (*ājur*). Since all bricks in face work have a ground front, he has to trim and grind at least one side of each brick. The untrimmed bricks (*zebreh*) are about 1/4-inch larger both in width and in depth. With the sharp edge of his hoe (*tīšeh*) he scratches a line (*haft kašīdan*, *haft gereftan*) along a marking ruler (*qadd*, *kašō*), which is a specially prepared piece of molded brick (Fig. 182). For the marking of corner bricks a square (*gūnī ā*) is used. After a quantity has been marked he puts one brick after the other on edge (Fig. 183), and, following the scratch mark (*jazval*), he cuts the face clean with five or six strokes of his broad-edged hoe. Some cutters have a straight handle (*dasteh*) for this tool (Fig. 183); others prefer a crooked handle (*kā'ūl*).

After the trimming the cutter hands the bricks to his apprentice or assistant, who does the grinding (*sāvidan*, *sābīdan*, *sā'īdan*) of the faces with a coarse, wet, grinding stone (*sāng-e sonjādeh*, Fig. 184). All the bricks used for plain face work are prepared in this way; such as whole bricks (*ājur-e morabā'*), half bricks (*nīmeh*), and quarter bricks (*ātrak*). Half and quarter bricks are made out of whole bricks with the broad-edged hoe, while the brick is held in the palm of the hand. Those used as coping stone or sill bricks (*gol-e nō*) are often cut to a special bevel (*fārsī*). Below the coping stone we sometimes find a molded profile brick (*pābaqal*) or one with a toothed face (*ājur-e dāndāneh*).

The face brick wall is built with the bricks thus prepared, using a lime and sand mortar, the courses being either plain or zig-zag, but recesses are left on those

parts of the wall that are designed to have an ornamental brick panel (Fig. 185) or a faience mosaic panel.

The design for such a panel (*naqšeh, tond*) is laid out on a specially prepared tracing surface (*taḥmīn*, Fig. 186). For work in the traditional style a certain number of dif-



Figure 182 Marking Bricks for Edge Trimming



Figure 183 Trimming the Brick Faces



Figure 184 Grinding the Brick Faces




Figure 185 An Ornamental Brick Panel

ferently shaped-brick profiles is used. The small section of a panel shown in Fig. 185 alone contains five different ones. Combined they form a distinct geometrical over-all pattern. Some of the commonly used profiles and their names are listed in Fig. 187. For the cutting of these profiles a smaller, narrow-edged hoc (*tisch-dam-e qalami*) is used. These bricks show the exact profile on their face and are tapered toward the back (Fig. 186). As the pieces are cut they are arranged (*čarak kardan*) according to the design, but face down (*bar-aks*). The size of the panel is indicated by wooden straight-edges (*šemsch-melāf*). Right angles within the pattern are checked with a square (Fig. 186). Meanwhile a rather sloppy mix of plaster of Paris and water (*dūgāb*) has been prepared and is now cast over the whole (*dūgāb rihtan*). The mix readily fills all the joints between the bricks with the tapered ends. This first mix is poured about  $\frac{1}{4}$ -inch thick. Immediately afterwards a thicker and coarser plaster mix (*gac-e seft*) is spread over the first one (*gac rūš rihtan*) up to the level of the brick ends. The cast panel (*pošt-baqal*) is then left to set and dry. After four to five days it is carefully lifted and attached to the wall (*be divār nasb kardan*) into the previously prepared recess. Plaster mortar is used for this final stage of the work.




Figure 186 Cut Bricks Laid out on the Tracing Surface

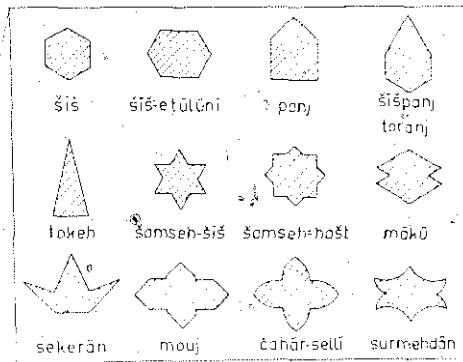


Figure 187 Names of Brick Profiles

Tile Cutting (*kāši tarāšidan*)

The tile cutter (*kāši tarāš*) does the ordinary tiling of walls as well as the more intricate faience mosaic. For wall tiling with square tiles the apprentice first grinds the spilled-over glaze off one edge and makes this edge straight (Fig. 188). The tiler then places his model tile over it as a stencil and marks the three remaining edges with a wooden stylus (*qalam*) that has been dipped into a paste of red Armenian bole (*gel-e armani*, *gel-e māši*, *jouhar*, Fig. 189). Resting the tile on one edge of a stone, the tiler trims the three sides marked with a few short strokes using the sharp chisel edge of a mason's hammer (Fig. 190). He checks his work with a



Figure 188 Grinding the Tile Edge




Figure 191 Checking Trimmed Edges




Figure 189 Marking Tiles for Squaring



Figure 192 Gluing Stencils onto Tiles



Figure 193 Cutting Mosaic Pieces




Figure 190 Trimming Tile Edges



Figure 194 Composing the Mosaic Design

wooden square (*gūniyā*, Fig. 191). The tiles are now ready to be fixed to the wall with plaster of Paris.

The same type of monochrome tile is used for the preparation of faience mosaic. Tiles in those colors called for by the design are made by the potter in sufficient quantities: turquoise, cobalt and lapis lazuli blue, a light emerald green, several yellows from buff to saffron, white and black, occasionally a little red, and sometimes gold, either melted-on leaf gold or colloidal gold suspended in the glaze. For important work, e.g., in mosques and public buildings, a designer (*naqqāš*) prepares paper stencils for all the different shapes (*mo'arak*) of the mosaic and hands them to the tiler for cutting in specified colors (Fig. 192). The tiler glues the stencils to the tiles with a plant glue (*serest*), and by exactly following their outlines he cuts each piece of tile to the required shape (Fig. 193). When this cutting with the chisel-edged hammer is finished, the tile edge is smoothed with a rasp and then tapered toward the back with a hoe. As in the case of the brick cutter, the design is laid out on a prepared surface, which is usually flat. If the covering of a dome is intended a special scaffolding is built, representing a section of the shape of that dome, the panels being laid on this curved surface. The master places the cut-out tile pieces face down on this surface to compose the design (*mo'arak ʿidan*, Fig. 194). When a certain section of the work is so composed it is overcast with plaster of Paris in the same way as done for ornamental brickwork. The joints are so small that the plaster just shows enough on the surface to have the bright and glossy colors of the tiles separated by the dull buff of the Persian plaster. The panel sections are made to such a size that they can be lifted without breaking under their own weight. The transfer of the sections to walls, domes,

or arches is similar to that of the ornamental brick panels. The design is continued through the different sections with such skill that in most cases it is impossible to tell from the finished work where the divisions have been.

### Lime and Gypsum Burner

The use of gypsum for mortar and stucco-plaster began fairly early in the history of Persian building. The builders of the Achaemenian kings at Susa and Persepolis set their stone work without any use of mortar. The stones were cut to a high degree of precision and held together with bronze or steel clamps and dowels set in melted lead. Wherever walls of sun-dried bricks were built the brick courses were set in a mortar of the same composition as the bricks, i.e., mud and straw. There are, however, two places known in Achaemenian building where plaster was used: the floors of the palaces at Persepolis were covered with a very hard-set plaster-sand-gravel concrete,<sup>58</sup> and the brick walls of these buildings were rendered with a fairly thick coat of plaster, often beautifully painted with well-preserved earth colors.<sup>59</sup> Large quantities of plaster coating of the ninety-nine columns of the treasury hall, unearthed in 1937, indicate that the columns had a wooden core onto which the plaster was applied over a layer of reed rope coils.<sup>60</sup>

During the subsequent Hellenistic period the use of plaster must have fully developed, since the Parthian buildings show general use of plaster mortar for both stone and brickwork as well as for the rendering of walls with a fine plaster coat, a technique continually applied to Persian buildings ever since. The introduction of

<sup>58</sup> E. J. Schmidt, *op. cit.*, p. 53.

<sup>59</sup> *Ibid.*, p. 19.

<sup>60</sup> *Ibid.*, p. 54; Fig. 33.

lime mortar must have taken place later still, i.e., during Sasanian times. The early buildings of this dynasty, under Šāh Ardašir (224-241 A.D.), were erected with plaster for mortar. But a marked change in style as well as in technique took place under his successor Šāpūr I (242-272 A.D.). From then on the use of lime-sand mortar became general, a mortar that had already been used by the Romans for centuries.<sup>61</sup> This direct introduction of a new technique from Rome is not surprising after Šāpūr's victory over the Roman emperor Valerian in 260 A.D. Archaeologists, too, are convinced that the city of Šāpūr in Southern Fārs was built with the help of Roman artisans.<sup>62</sup>

Ibn Ḥauqal mentions that in his day they found gypsum of such superb quality at Qā'in near Nisāpūr in Ḥorāsān that it was sent "to all parts."<sup>63</sup> Persia has unlimited deposits of limestone suitable for lime burning, and almost the same can be said of gypsum rock, so that both lime and gypsum burners can obtain their raw material from local quarries. Today lime burning (*āhak-pazi*) and gypsum burning (*gač-pazi*) are specialized crafts (*kūreh-pazi*) in towns of sufficient demand. In smaller communities both are done by the same person, sometimes combined with brick burning.

The quarried limestone (*sang-e āhak*) and the gypsum rock (*sang-e gač*) are sent to the kiln (*kūreh*) by the quarryman (*sang-sekan*, *kūh-bor*) on donkey back. The same type kiln is used for both lime and gypsum burning. A most primitive form has been observed by the writer in Ḥorāsān. Here a shaft (*čā*) 3 feet in diameter was dug into the ground, about 8 feet deep. Next to it, but separated from it by about 2 feet, a pit (*pāčāl*) was dug in steps, the lowest step

reaching the depth of the shaft. A tunnel of 2-foot diameter connected pit and shaft and acted as a fire hole (*ātes-gāh*). The shaft was filled with the rock material up to ground level, and a fire was maintained in the tunnel for 12 hours, the fuel shrubs being pushed in from the pit with a rake (*kaš-bil*). At the end of the firing the top of the rock stack was covered with one foot of earth, and the whole was left to cool. The more conventional furnace is in effect a smaller version of the brick kiln and often built on the sloping side of a hill (Fig. 195).



Figure 195 A Lime Burner's Kiln

Its hearth is dug straight into the hill and covered with a perforated brick arch (*tāqband*). The top of this arch has a flat, perforated surface (*saṃbūrūk*) allowing the combustion gases to enter the kiln, which has a diameter of about 8 feet and is built by the rammed-earth technique, carefully dried during the construction to prevent cracking.

The raw material is stacked in the kiln and a fire is lit in the hearth. The lime and gypsum burner uses the same dry desert shrubs for fuel as already mentioned in the description of brickmaking. An intense fire is maintained for 12 to 24 hours for this size of furnace. The rocks packed into the kiln are about 15 inches in size at the bottom of the kiln, gradually diminishing in size to 4 inches, and sufficient space is

<sup>61</sup> A. U. Pope and P. Ackerman, *op. cit.*, p. 427.

<sup>62</sup> E. Diez, *op. cit.*, p. 72.

<sup>63</sup> Ibn Ḥauqal, *The Oriental Geography of Ibn Haukal*, p. 314.

left between them to allow the free passage of combustion gases. When the firing is completed the kiln is given time to cool (*honok šodan*) before its contents are taken out. Lime is sold to the builder for slaking as it comes out of the kiln, whereas gypsum is crushed to the size of hazelnuts with wooden mallets (*čakoš-e čībī*) to be finally pulverized in an edge-runner mill. Sir John Chardin<sup>64</sup> described such a mill in 1665 as follows: "They take the stones (for the gypsum) out of the mountains in great plenty; they burn it, then pound it, or bruise it with a great grinding stone, thicker than a mill stone, but not so broad by two thirds of the diameter, it turns round on its back and a man always stands by, with a shovel, to throw the plaster under the grinding stone."

#### Quarryman

One of the more humble crafts in the building trade is that of the quarryman (*kāh-bor, sang-šekan*), although his is the important task of excavating suitably sized stones for the mason from their rock bed. He delivers the stones (*sang*) to the building sites as undressed rubble with just enough oversize for the stonemason to do his finishing work. The quarryman does not need many tools. Using a heavy steel crowbar (*dailam*), he and his assistant first make a series of holes into the rock in order to remove the less valuable upper rock layers by powder blasting. Ordinary black powder (*bārūt*) is carefully poured into the holes, which are closed with wads. The charges are ignited with saltpeter cords (*fatīleh*) as fuses. Once a sufficiently large horizontal bed has been cleared, the quarrymen work a vertical wall, again by blasting. All the waste fragments removed during these preparatory operations are

sold either to the master builder, who needs large quantities of ballast stones for foundation building, or to the lime burner if the rock happens to be a suitable limestone.

Having prepared these two faces, the cutting of the rough blocks can begin. The quarrymen mark off the size of the blocks on the rock edge with a string (*rismān*) and red marking chalk, one line on the horizontal face, the other on the vertical. Using steel chisels (*qalam*) they cut a series of holes along the marked lines, spaced about 8 to 10 inches apart. When this rather tedious task is completed, a steel wedge (*gōveh*) is driven into each hole. When they are all set, they are gradually driven deeper and deeper until the rock breaks away from its bed, more or less along the line of the holes. Some quarrymen set wooden wedges and water them. The subsequent expansion of the wood is strong enough to break the rock from its bed.

A speciality of the Isfahān quarrymen is the production of huge slabs from a rather soft stone that splits easily in one direction. The slabs are about 4 inches thick and have a surface of about 3 × 5 feet. They are used as garden doors (Fig. 196). When the quarryman cuts them to size he leaves pivots (*pāneh*) on the two ends of one side. Fitted into a hole in the lintel and another one in the threshold stone, these pivots act as hinges. Smaller stones are carried to the building site on donkey back while larger ones leave the quarry on horse-drawn carts.

The most common building stone of Persia, limestone, is of a fine-grained structure and blue-gray in color. If it is more whitish and veined it is referred to as marble (*sang-e marmar*). There are also some deposits of a pale green marble (*paš*), mainly coming from the province of Yazd. This stone has been used for many of the Safavid buildings in Isfahān, particularly for the interiors of mosques and palaces.

<sup>64</sup> Sir J. Chardin, *op. cit.*, pp. 258-259.



Figure 196 A Stone Door in Isfahān

### Stonemason

The stonemason (*sang-tarās*) belongs to one of the oldest and most respected crafts of Persia. Being fairly independent, he prefers to work on contract for a master builder. He works on the building site, as many of the stones have to be fitted to the proper dimensions as the building rises.

Having received the rough rubble (*hām*) from the quarryman he marks off (*hatt kardan*) his stone to the required dimensions. It is usually left to the assistant to cut all surplus material off with a heavy steel pick (*kolang*, Fig. 197). This squaring (*hām tarāsidan*) brings the surface close to its final size. At this stage the master takes over. Using the widely spaced teeth of a mason's kernel hammer (*tīšeh-ye sāneh*) he hews the stone to an intermediate surface roughness (*tīšeh basteh kardan*). For the visible faces of the stone this process is

followed by a further smoothing with the narrowly spaced teeth (*tīšeh čaḡī kardan*, Fig. 198). In most cases this treatment is the last before the stone is placed into position with rather liquid sand-lime mortar (*dīgāb*). Only in special cases where highly polished surfaces are required is the stone brought to a bright shine by grinding it (*saiqal kardan*) with a series of abrasive stones (*sang-e sombādeh*) of increasingly finer grain. When Tripoli sand and water are used in the final stage, a mirror-like surface is achieved.

Any line work or ornamental design is hewn in with chisels (*qalam*), first roughly with a heavy one (Fig. 199), followed by toothed kernel chisels (*qalam-e sāneh*) with edges similar to the kernel hammers. Finally the craftsman chisels his stonemason's mark (*alamat-e sang-tarās*) into each stone. This is a special sign that he has chosen at the end of his apprenticeship and that he uses for the rest of his life. In comparing masons' marks of different ages it is striking to note how little these signs have changed over the centuries. Signs such as those on the stones of the palaces at Persepolis (*a* in Fig. 200) can all be found among the great number of such signs on medieval buildings as well as on the caravanserais and palaces of the seventeenth century (*b* and *c* in Fig. 200) or on present-day buildings. Little is known about the origin of these signs, which are also widely used by stonemasons of the Western world.<sup>65</sup>

### Stone Sculptor

If the work of the stonemason is comparatively coarse, his colleague the stone sculptor (*naqqār, ḥajjār*) goes to an extreme of detailed minute work to chisel inscrip-

<sup>65</sup> The writer recognized a number of these signs on the stone walls of the old gaol in Sydney in Australia, built by English convict labor early in the nineteenth century.



Figure 197 Mason Roughing (Squaring) Column Base



Figure 198 Mason Smoothing Stone with Kernel Hammer



Figure 199 Mason Chiseling Flutes



Figure 200 Stonemason's Marks. (a) Found in Persepolis (fifth century B.C.) and on Safavid buildings of the seventeenth century A.D., (b) and (c) Found on the latter only.

tions and ornamental sculpture (*qalab-zani*, *hajjari-ye zarifeh*, *monabbal-kari ru-ye sang*) for mosques, tombstones of famous men, and walls of important buildings. He belongs to a craft that left masterpieces on the walls of the Achaemenian palaces at Persepolis and Susa, and there has been no period to our day without examples of his skill.

The country has an abundance of stones suitable for fine sculptural work, the white marble (*marmar*), fine-grained greenish marble (*sang-e gandomi*), the gray marble of Persepolis (*sang-e siyah*), the soft green marble of Yazd (*yas*), and fine-grained porphyry (*sang-e somay*).

When the sculptor sets out to ornament for example a tombstone, he trims the raw block in much the same way as the common mason does, and he brings all surfaces to a bright shine. Next he copies the drawing (*naqsh*, *naqs-e hajjari*) onto the stone, tracing (*naqs kasidan*) all the lines with Indian ink (*morakkab*). For the cutting (*qalam zadan*) of the pattern he has a steel hammer (*chakos*) and a collection of sculpturing chisels (*naqqari*, *qalam-e naqqari*). They are made of hardened steel (*hoskeh*) and are about 6 inches long. The sculptor begins with tracing of the outlines, using a sharply pointed chisel (*mouj-e suzani*, *qalam-e suzani*, *naqqari-ye suzani*), and continues with cutting the background away with various profiled hollow chisels (*dam-e qashoqi*, Fig. 201). The cut-away background is smoothed with a set of bent,





Figure 201 A Stone Sculptor at Work

profiled files (*souhān-dastūr-dādeh*), a flat one (*souhān-e bārik*), a round one (*souhān-e dom-mūši*), and some with profiles at both ends (*souhān-e dō-sar*). A heavy one (*souhān-e koloft*) is used to smooth relatively large surfaces. The final polishing (*pardāht kardān*) is done with emery cloth (*kāgāz-e sombādeh*).

### Stone Pot Maker

The carving of vessels from soft stone is a very old industry. Piggott<sup>66</sup> shows that even about 2800 B.C. there was an industry in the border region between Persia and India, in Balūčistān, which made and exported these stone vessels to Sumeria, Syria, and the Indus valley cities of Harappa and Mohenjodaro. There is a stone vessel industry still in existence in Austria, Bavaria, and Switzerland that is said to have been founded by the Romans.<sup>67</sup> The stone used there is known as Lavez (from Latin *lapis*) or Topfstein (meaning "pot stone") and is a composite of talc and chloride, very suitable for the purpose as it is both easily carved and fireproof in use. The writer also observed stone vessel makers in Central Anatolia.

<sup>66</sup> S. Piggott, *Prehistoric India to 1000 B.C.*, pp. 105-117.

<sup>67</sup> L. Rüttimeyer, *Urethnographie der Schweiz*.

There they still make a few cooking vessels from soft stone for local use, but most of their work is now the making of alabaster vessels for the tourist trade.

The only large center of the industry in Persia today is at Mašhad. Just off one of the Pilgrim City's busiest streets is the quarter of the stone pot makers, who also call themselves *sang tarāš* or *hajjār* (Fig. 202). Their trade keeps over one hundred craftsmen busy with another hundred working in the quarries (*ma'dān*) at the back of the "Stone Mountain" (*pošt-e kūh-e sang*) six miles out of town.

Over thirty mines are still in operation there. The miners (*kūh-bor*) first search for an outcrop of this stone, and in working the stones out follow the seam into the mountain, often more than 100 feet down. This mining technique is similar to the one applied by Persian metal miners for thousands of years, and it is probably just as old. With the seam of the gray stone in front of him, the miner makes holes (*čāl*) of about 1-inch diameter into it, using a heavy crowbar (*mīl, bayram*). From time to time he ladles the stone dust (*hāk-e sang*) out with a special long-handled spoon (*qāšaq*). When the right depth is reached,



Figure 202 A Stone Pot Maker's Stall at Mašhad

the hole is filled with a charge of black powder (*bārūt*), a fuse (*fatīleh*) is attached, and the hole is closed with *avad* (*moqavvā*). After the blasting the miner's assistant carries the rough stones weighing up to 1½ cwts to the top on his back, carefully climbing the steep steps hewn into the rock. Depending on the weather, a number of masons sit there in front of or inside humble huts and split these large stones into two to four parts, depending on the sizes ordered from the workshops. They then trim the resulting blocks (*angāreh*) with heavy picks (*kolang*) into shapes roughly approaching the future vessels. These roughed stone blocks are called *kolangi*, but if shaped to become the popular cooking pots (*dīzi*) their name is *qolveh*. Their further treatment takes place in the workshops in town.

Pots are either completely carved out by hand or turned on a special lathe. The former is done in the following stages:

1. The stone is delivered from the mine is trimmed from the outside to its approximate size with a heavy pick; the product is called *čaldū* (Fig. 203). The craftsman usually does a series of ten to fifteen at a time before he does the next stage.
2. The inside of the *čaldū* is roughed out with the heavy pick (*kolang*), followed by thinning of the walls with a smaller pick (*kōreh*).
3. Next comes the fine cutting of the outside with a coarse-toothed kernel hammer (*tīsch-dorošt*), made of tool steel (*hoskeh*) with hardened teeth.
4. This is followed by a still finer cutting of the outside with a medium-toothed kernel hammer (*tīsch-tāh*).
5. The last outside trimming is done with the finest kernel hammer (*tīsch-narm*), and then the product is called *zānjreh*.
6. The inside is scraped out (*qalam-zadan*) with a hooked scraper (*qalam*) about 2 feet long. The worker has his knee on the



Figure 203 Trimming the Raw Stone

pot (Fig. 204), scrapes with heavy strokes, and moves the vessel on from time to time.

7. Finishing the outside (*lab kardān*) is the last stage and is done with a fine file (*southān-e narm*). Lids for the pots are made in the same stages, and it is surprising how well they fit.

Cut by hand in the same way are the following other products of this stone-cutter: hand mills (*āsīyā*, *dasteh-āsī*) for the



Figure 204 Scraping the Inside of a Stone Pot

grinding of oil seeds, spices and pulse in the household, mortars (*hāvañ-e gūšt-kūbī*) for the preparation of a kind of minced meat, basins for water fountains (*āb-bareh*) in the central courtyard of many Persian houses, and tombstones (*sang-e qabr*). Considering that many Moslems like to have their last rest in the Holy City of Mašhad it is obvious that there is quite a bit of work for the tombstone cutter.

A completely different way of handling these stones is the turning on a lathe (*dastgāh-e sang-tarāš*), which is similar to that of the wood turner though much stronger. This treatment gives the vessels a regular and very smooth surface. The lathe consists of a four-sided frame (*čār-čūbeh-ye dastgāh*) placed on the ground (Fig. 205). A fixed traverse beam (*laugh-e sābet*) and an adjustable traverse beam (*laugh-e motaharrek*) carry steel center points (*morgāk, morgeh*). The movable traverse is kept square to the lathe axis by a wooden bar (*samšīrak*) and is held in position by the outstretched leg of the operator; it can easily be opened when the work pieces are changed. A bar across the lathe acts as a tool support (*pīš-pā*). A wooden centering pivot (*kālū*) is cemented (*časbāndeh*) to the bottom of the roughed stone (*qolveh*) with hot pitch (*qir, qil*) and carries the string (*zeh*) of the operating bow (*kamāneh*). A point (*nōk*) is cut into the stone to form the opposite center. Pivot and point are greased, and the whole is placed between the two lathe centers (Fig. 206). The turner begins with the cutting of the outside (*pošt zadān*). The turning chisels are about 18 inches long, have hooked cutting point and wooden handles. He starts with a roughing chisel (*qalam-e kaptavāši*) followed by an intermediate chisel (*qalam-e nīm-kāleh-pūš*), and the last one used on the outside is a smoothing chisel (*mofraz, qalam-e mofraz*). The stone turner has a good control over the movements so that he can even turn the area between the handles (Fig. 206)

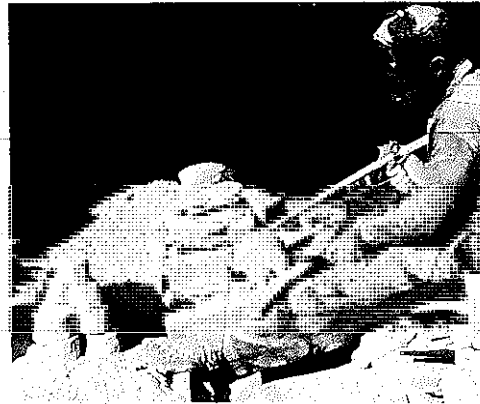


Figure 205 A Stone Pot Maker's Lathe



Figure 206 Stonecutting on the Lathe

which have already been left in their places by the rough stone trimmer. Pot and pivot point are now changed over between the lathe centers and the inside of the stone is turned out, first with an inside roughing tool (*qalam-e dīzī*), followed by an inside smoothing tool (*qalam-e tah-sāvī*). The final shape of the wall is obtained with a broad, curved inside chisel (*šefreh*). The depth of cut is checked with a depth gauge (*sih-e andāzeh*) and the outside diameter with calipers (*pargār-e andāzeh*). A center stem (*morg-e dīzī*) is left inside the vessel (Fig. 207), and only after the smoothing of the whole with emery cloth (*sombādeh*) is the stem removed by undercutting it at the bottom of the vessel with a hooked chisel (*morg-bor*).

Turned vessels are often rubbed with oil and obtain an almost black color. By partly removing this black surface with engraving chisels artistic effects are achieved, and especially flat dishes and plates are ornamented in this way.

The principal products of the stone turner are large cooking pots (*harkāreh*), smaller containers (*harkārečeh*), and small cooking pots (*dīzī*). Another product, selling well throughout the country, is the pipe cob for the water pipe (*sār-e qaliyān*).

#### Plasterer, Stucco Plasterer

In the section on the lime and gypsum burner it has been shown that stucco plaster as a building material can be traced back well over 2,500 years. Probably it was originally applied to unfired brick walls to protect them from the weather, but it also helped to mitigate bleakness of brick and rubble walls, and finally it provided a fine background for the application of decorations and ornaments.

Stucco plaster is not only cheap, easily handled, and capable of being efficiently



Figure 207 A Stone Turner Cutting the Inside of a Pot

secured to almost every construction material, but it also permits treatment with color pigments, relief and profile carving, and fine lattice work. The Persian craftsman with his gift for artistic design has brought this humble material to the high level of fine art in the form of his stucco work. No other craftsman, except perhaps the artists of Western Europe Baroque, has ever equaled him in this medium. Unfortunately the few fragments of Achaemenian, Hellenistic and Parthian stucco are only a shadow of their original polychrome beauty, and the stucco-decorated walls of the Sasanian palace ruins can only give a faint idea of the plasterers' craftsmanship.

But the architects of Islamic times continued to have their buildings decorated with stucco plaster right to the present time. There have been changes in style.

During the periods of ornamental brick-work and faience mosaic, stucco played a minor role, but there has always been a revival of it.<sup>68</sup> It was in the *mihṛāb*, the arched niche in a mosque indicating the direction of Mecca, that most stucco masters showed their greatest skill. One of the best preserved is the *mihṛāb* in the Friday Mosque at Isfahān (Fig. 208). The




Figure 208 Upper Part of the Mihrāb in the Friday Mosque at Isfahān

English traveler G. Forster<sup>69</sup> mentions plasterwork in 1798: "All mosques are tiled with a plaster made of limestone burnt, which as soon as it is dry becomes so exceedingly hard that it rather resembles true stone than mortar, with which they do not only parget the outside of their houses and trimm it with paint after the Morisco manner but also spread their floors and arches of their rooms."

There are today two different craftsmen working in the field of stucco plaster, the difference being merely a degree of skill. We have the humble plasterer (*gač-kār*, *gač-gar*, *gač-hor*), who is only concerned with the rendering of walls and ceilings, and then there is the ornamental stucco plasterer (*nāzok-kār*) whose work is far more elaborate. It includes all kinds of

<sup>68</sup> A. U. Pope and P. Ackerman, *op. cit.*, p. 1291.

<sup>69</sup> G. Forster, *A Journey from Bengal to England*, p. 71.

architectural ornaments in plaster such as cornices, dadoes, profiled moldings, and richly carved decorations. Both craftsmen are using essentially the same tools.

The gypsum (*gač*) delivered to the building site often contains small, uncrushed particles. It must, therefore, be sifted first (*gač bihtan*). This is done by a laborer called *gač-bīz*. The Persian gypsum sets particularly rapidly after having been mixed with water, and this would prevent careful application and handling. To overcome this difficulty the soft gypsum-water mix has to be constantly stirred by the plasterer's assistant until it has lost most of its original setting power and has become rather creamy. This plaster is referred to as "killed plaster" (*gač-e kušteḥ*) and when applied to walls and ceilings can be handled with leisure and does not set hard for forty-eight hours. When it eventually does so it becomes just as hard and strong as our Western type of plaster.

Depending on the design, the plaster is rendered (*gač mālidan*) to the wall in several layers. The plasterer has a quantity of "killed plaster" on a wooden float (*kopeleh*) from which he applies it to the wall with a steel trowel (*māleh*). Figure 209 shows how plaster is spread into the space



Figure 209 Spreading Plaster on a Wall



Figure 210 Molding Plaster with a Board

between two previously prepared plaster edges. The wet plaster is then molded by a profiled board (*kašō*, Fig. 210). After the plaster has sufficiently set the surface is smoothed over (*pākīzeh kardān*, *rūsāzi kardān*), first with a trowel if the profile allows this, then with a wet cotton pad (*panbeh-āb*) or a fine-hair brush (*qalam-e mūhī*). If carved ornaments are to be applied the design is traced (*tarāhī kardān*) onto the previously prepared layers, and new plaster is built up sufficiently thick for the required ornament. This is often done with the aid of wooden molds or frames (*qāleb*). As soon as the plaster begins to set (*mohkam šodan*) the stucco plasterer starts cutting away (*borīdan*) any surplus plaster to bring out the required design (Fig. 211). For the cutting or carving he uses a series of differently-shaped knives (*kārd-e gāč-borī*), i.e., a pointed knife (*dambor*), one with a round end (*būmgerd*), one with a concave end (*būmḥvor*, *kārd-e qāšoqi*), and one with a square end (*naqāli*); another one with a hooked end (*kārd-e būm-konī*, *būm-konī*) is for cutting away the background (*būm*).

If columns are to be covered with plaster a straw or reed rope (*sāzū*) is wound around the column—(*sāzū-bāz, picīdan be solūn*). The coarse fibers of this rope give the plaster a good grip and also act as an elastic medium against cracking if the wooden core of the column expands and contracts due to changes in moisture.

For very fine stucco work the still wet plaster is dusted with a powder consisting of a blend of finely ground talcum powder and gypsum. Rubbed into the surface this treatment gives the plaster a high gloss. The powder is called "gold-leaf" (*zar-varaq*).<sup>70</sup>

If the plaster is later to be painted it is first soaked with linseed oil (*rouḡan-e bażr-alaf*), followed by a coat of sandarac oil (*rouḡan-e sandarūs*), which is applied with a hair brush (*qalam-e mūhī*).

A speciality of the stucco plaster of the Safavid period was the cutting of a lattice-work ornament from a plaster board and then filling the openings with stained glass. Such windows can still be seen in the palace of Čehel Solūn at Isfahān, to which they have been transferred from the Darb-e Emāmī, a building erected in 1453.

Figure 211 The Carving of Stucco Plaster



<sup>70</sup> Sir J. Chardin, *op. cit.*, p. 260.

### Pottery and Ceramics

Clay, the raw material of the potter, is available in almost every country, and when early mankind abandoned a hunting life for animal husbandry and agriculture, earthenware pottery came into general use.<sup>71</sup> Persia's history of ceramics began in the fourth millennium B.C. Then most of the Neolithic peoples had settled for some kind of agricultural life and had developed forms of pottery, for daily use as well as for religious purposes. Only a few nations reached the summit of achievement and stayed there for long periods. The greatest of them are the Chinese and the Persians. The potters who produced the noble vessels of classical Greece confined themselves to very few styles and methods of decoration. They never used true glazes, and, magnificent as their products were, they were so only during a limited period in history. Chinese and Persian potters, however, exercised their craft from the very beginnings of ceramics, continued to work through prehistoric times to the present day, and they have applied all the techniques available to them to produce pottery of the highest standard. Apart from a considerable number of contacts and mutual influences the potters of the two countries went different ways in both style and technique.

Since pottery has this long and continuous record and since it expresses, more than any other craft, the Persian's ability to combine functional design with highly artistic adornment, and since it supplies almost every walk of life with its products, it may be proper to give here an outline of pottery technique in Persia from early Neolithic times to the present day. Most of the evidence for our knowledge of early pottery is due to the fortunate fact that,

<sup>71</sup> H. Kühn, "Frühformen der Keramik," p. 128.

fragile as the potter's ware is, once the sherds were safely buried, they hardly deteriorated while waiting for the archaeologist to interpret their story. There is little written evidence on ceramics, except perhaps a few Babylonian and Assyrian cuneiform tablets from about 1700 B.C. and 650 B.C.,<sup>72</sup> in both cases giving a number of potter's recipes for colored clay bodies and glazes. In more modern times there are the recipe books written by a member of a famous Kāshān family of potters in 1301 A.D.,<sup>73</sup> and finally a number of signatures and short texts of potters and decorators on their products, some with dates, some without.

Tradition, literature, and archaeology have established some fifty centers in Persia where fine pottery has been made, and probably there existed many more engaged in producing utility ware. One pottery center merits mention above all others, i.e., Kāshān, where potters were already active in Neolithic times, became famous during the Middle Ages, and are still producing fine ware today, after 6,000 years of productivity.

### A Historical Outline of Persian Ceramic Techniques

#### *Prehistoric Wares: Clay Bodies, Pigment Painting, Early Glazes*

Beginning with the middle of last century the spade of the archaeologist has brought to light a great number of ceramic vessels and other objects in an area reaching from East Persia to Mesopotamia, from the Caucasus to the Indus Valley. The prehistoric pottery found in this vast area

<sup>72</sup> C. J. Gadd and R. Campbell-Thompson, "A Middle Babylonian Chemical Text," pp. 87-96, and R. J. Forbes, *Studies in Ancient Technology*, Vol. 5, p. 135.

<sup>73</sup> H. Ritter, *et al.*, "Orientalische Steinbücher und persische Fayencetechnik," pp. 2-56.

is, with some variations, rather uniform in technique and style, and is of an astonishingly developed technical standard. Its first examples came from Susa in Elam, a very old settlement at the foot of the Iranian Plateau. Today Susa ware is a class name for pottery from Susa proper, but also from Tepe Mûsiyân, 100 miles west of Susa, from Sumer (Ur)<sup>74</sup> and Tel Hâlaf in Mesopotamia, from Northwest India and Balûcistân<sup>75</sup> or from the Iranian Plateau at Tepe Giyân, Tepe Hisâr, Tûrang Tepe, Siyalk, or as far east as Anau, today in Russian Turkistan. Ware of what is known as Susa I has been dated for a period lasting from about 3500 B.C. to about 2500 B.C.<sup>76</sup> It should be noted here that people with a Neolithic culture also appeared in the Chinese province of Kansu,<sup>77</sup> and their ceramic ware has many features similar to Susa ware, in technique as well as in style.

The oldest pottery found in Persia is a black smoked ware<sup>78</sup> that is similar to the oldest pottery ever found anywhere.<sup>79</sup> The earliest earthenware vessels, dated by the carbon-14 method as belonging to the fourth millennium B.C., have been found in Mesopotamia. The oldest ones found in Persia belong to the same period. This rather primitive, hand-formed ware is followed by a red ware with black patches from crude firing. A number of technical improvements in the craft of the potter brought about a new style which was to last, with changes and interruptions, for over 2,000 years on some of the sites on the Iranian Plateau.

<sup>74</sup> E. Diez, *op. cit.*, p. 164.

<sup>75</sup> A. U. Pope and P. Ackerman, *op. cit.*, p. 194, and S. Piggott, "Prehistoric India to 1000 B.C.," p. 117.

<sup>76</sup> A. U. Pope and P. Ackerman, *op. cit.*, p. 180.

<sup>77</sup> H. Kühn, *Der Aufstieg der Menschheit*, p. 138, and G. Savage, *Pottery through the Ages*, p. 61.

<sup>78</sup> R. Ghirshman, *op. cit.*, p. 29.

<sup>79</sup> H. Kühn, *Der Aufstieg der Menschheit*, p. 26.

The most marked of the technical improvements are:

1. A very fine clay body which was obviously slaked. It burned in the firing to a buff, cream, yellow, pink or sometimes dark red color. The cream or buff colored sherds show a distinct zone produced by firing in a reducing atmosphere (see upper sherd in Fig. 212 where it measures  $\frac{1}{8}$ -inch in depth).




Figure 212 Pot Sherds from Siyalk

2. All vessels were formed to an even thickness. Those about 4 inches high were less than  $\frac{1}{8}$ -inch thick; the largest ones found were 12 inches high and only  $\frac{3}{8}$ -inch thick.

3. The perfect roundness and some turning marks suggest that at least a slow-moving turntable or tournette, the precursor of the potter's wheel, was already in use.

4. All vessels have been dipped in a fine slip of clay that gave them an extremely smooth surface.

5. A pigment paint made from powdered oxide of iron hydrate and manganese oxide was applied on this slip. In the subsequent firing the pigment burned to either a black or a dark brown color.

6. Before the end of the fourth millennium B.C. the slow-moving tournette had developed into a fully fledged potter's wheel. This has been proved at least for



Siyalk<sup>80</sup> in Central Persia and Tepe Hişār<sup>81</sup> in Northeast Persia.

7. At about the same time that type of kiln developed in which the combustion chamber is below the chamber for the ware, separated from it by a brick grate.<sup>80, 81</sup> It must have been this type of kiln that permitted the control of the atmosphere necessary for the production of buff and cream colored ware. This kiln type is still used by potters and brickmakers throughout the country, and they still prefer the buff color for pots and bricks.

8. Molded pottery has been found at Tepe Hişār and Tepe Bakūn in South Persia.<sup>81</sup> A number of fired clay molds for the mass production of figurines, dated between 2500 and 1750 B.C., has been found on various sites (Fig. 213).



Figure 213. A Figurine Mold and Impint from Tepe Giyān III, 2500-1800 B.C.

9. A gray-bodied pottery with a black shiny luster appeared first by about 2000 B.C. in Tepe Hişār and after 2000 B.C. at Siyalk. This too must have been fired in a reducing atmosphere, and it is the first luster ceramic of which we know. It may be of interest to mention here that the luster technique of the Middle Ages

<sup>80</sup> R. Ghirshman, *op. cit.*, p. 36.

<sup>81</sup> D. E. McCown, "The Material Culture of Early Iran," pp. 430-432.

became famous at Kāşān, and Kāşān is only a few miles away from Siyalk.

All these technical advances made pottery an established craft in a relatively short time, and it has remained an established craft ever since. But the skill of the ancient potter was not only a technical one. The beauty of his products is extraordinary. The stroke of the brush applying the oxide pigments to the slip base is sure, the ornament using animal and plant forms bringing their essentials out in an almost geometrical design.

Most "oasis civilizations" of the wide area of "Susa Pottery" experienced interruptions and changes in the production of their ware. These were caused by the influx of new peoples, and by warfare; most of all, changes came about during periods of peaceful progress. Between 1750 and 1100 B.C. the great city civilizations of Mesopotamia, i.e., Babylon, Elam, and Assyria, made their presence felt from the west, and the Kassites, a hybrid nation of Central Asians and Indo-Aryan conquerors, exercised an influence from the east. During Kassite rule over Persia (1750-1170 B.C.), pottery became enriched by a further technique, i.e., glazing. This was the most important development after the forming of the vessel itself. It is generally assumed that the Kassites brought glazing to Persia from Babylonia, which they occupied for several centuries.

#### *Glazing Techniques and their Development*

1. Already during the fourth millennium the oldest known Egyptian civilization, known as Badarian, produced steatite beads covered with a blue to turquoise alkaline glaze. Steatite is a crystalline form of talc, hydrated magnesium silicate. Antique mines of steatite have been found in Egypt. The material can be easily carved and can be fired and glazed,

as A. Lucas has shown in a series of experiments.<sup>82</sup>

2. During pre-Dynastic times (4000-3400 B.C.) the Egyptians produced objects such as beads, scarabs, and tiles which were molded from ground quartz sand and about 5 per cent natron (sodium carbonate and sodium bicarbonate, naturally occurring in the Western Desert). This mixture was fused into a quartz frit and could also be glazed. Objects of this class have often erroneously been referred to as faience. They were made throughout the history of ancient Egypt and into medieval times up to 1400 A.D., and they were exported into most countries of the Near East.<sup>83</sup>

3. Since middle pre-Dynastic times solid quartz (rock crystal) shaped into beads and ornaments by grinding has been coated with blue glaze, which fused perfectly on to the quartz.

The essential ingredients of this Egyptian glaze were silica (from sand), an alkali (from wood ashes or natron), and a metal oxide (from a copper compound). It has been assumed by some historians of technology that quartz pebbles in a fireplace had been accidentally covered with these ingredients and a glaze was so produced. Another assumption was that the slags of copper smelting furnaces could be used to produce blue and turquoise glazes. Lucas<sup>84</sup> proved in laboratory experiments that neither of the two processes produced blue glazes. However, he knew from archaeological evidence that a certain copper ore, viz., malachite, had been used in ancient Egypt as an eye make-up. It was ground on a quartz stone with natron solution as a binder. Lucas took quartz pieces which he had used in this manner,

fired them in a kiln, and obtained a brilliant blue glaze, very similar to the glazes on the ancient quartz frit, steatite, and quartz crystal. No glazes were applied in Egypt to earthenware until Ptolemaic times (second century B.C.). Then the glazes used were lead glazes, probably developed in Babylonia.

4. In Mesopotamia the manufacture of these blue alkaline glazes became generally known by about 3000 B.C., and they spread from there to the Indus valley civilization<sup>85</sup> through the numerous trade channels existing at that time. Interesting evidence is available on the later development of glazing in Babylon. As we will see, the discovery of the most important modern glaze, viz., lead glaze, took place there. In 1925 B. Meissner found a few Assyrian texts from the library of Assurbanipal (668-625 B.C.) that turned out to be chemo-technical recipes for the glaze technologists of that time.<sup>86</sup> In 1935 Gadd and Campbell-Thompson<sup>87</sup> published the translated text of some cuneiform tablets 1,000 years older (of about 1700 B.C.) containing a number of recipes for colored clay bodies and several alkaline and lead glazes. The discovery of these recipes came as a great surprise in finding the knowledge of glazes so well advanced in Babylonia and Assyria at that time. It is to be noted that we have here, for the first time, glazes on clay bodies and not on quartz frit as in Egypt. Excavations in Mesopotamia have shown that the knowledge contained in these tablets was widely used. At Nimrud in Assyria of the time of 750-612 B.C., building bricks often had a glazed face of  $1\frac{1}{2} \times 4\frac{1}{2}$  inches in size. An analysis of the glazes<sup>88</sup> showed that then for the first time

<sup>82</sup> A. Lucas, *Ancient Egyptian Materials and Industries*, pp. 178 ff.

<sup>83</sup> *Ibid.*, p. 180, and W. J. Furnival, *Leadless Decorative Tiles, Faience and Mosaic*, pp. 34-36.

<sup>84</sup> A. Lucas, *op. cit.*, pp. 198 ff.

<sup>85</sup> G. V. Childe, *What Happened in History?*, p. 180.

<sup>86</sup> B. Meissner, *Babylonien und Assyrien*, and R. J. Forbes, *op. cit.*, Vol. 5, p. 135.

<sup>87</sup> C. J. Gadd and R. Campbell-Thompson, *op. cit.*, pp. 87-96.

<sup>88</sup> W. J. Furnival, *op. cit.*, pp. 32-33.

known in history tin oxide was used to produce an opaque white. Pigments for the colors of the Nimrud tile glazes were antimoniate of lead for yellow, iron for brown, and copper for blue and green. The frit for these glazes mainly consisted of a silicate of soda aided by some lead as a flux. The most beautiful building of the new Babylon of Nebuchadnezzar (604-562 B.C.) must have been the great city gate dedicated to the goddess Ishtar, which was excavated between 1890 and 1917. It was completely covered with enameled bricks similar to those of Nimrud, the colors being deep blue, malachite green, sap green, yellow, cream, and white.<sup>89</sup>

5. During the 600 years' rule of the Kassites, much of the Babylonian knowledge of glazing technique must have come to Persia.<sup>90</sup> This influence continued during the Neo-Babylonian empire in Mesopotamia (1171-550 B.C.). Many glazed pots and tiles in the Babylonian-Assyrian technique of this period have been found in Susa. When the Achaemenians conquered the greater part of the Middle East from 550 B.C. on and Darius built new palaces for his winter capital in Susa and his summer residence in Persepolis, these buildings were adorned with multicolored relief bricks showing huge winged bulls, lions, and the immortal faithful ones. These friezes measured 36 x 11 feet, and all the work was done by Babylonian craftsmen as Darius describes in the foundation charter of Susa: "... the men who wrought the baked bricks were Babylonians."<sup>91</sup> Apart from these tiles very little glazed ware has been found in the Achaemenian palaces except one turquoise-blue jar in the large treasury hall at Persepolis.<sup>92</sup>

6. True glaze was not known to the Greeks,<sup>93</sup> and a glaze containing lead oxide came into general use in the Mediterranean world only during Ptolemaic times (second century B.C.).<sup>94</sup> This glaze was known to the Romans as Parthian glaze,<sup>95</sup> indicating that the Romans probably learned the process from their East Persian enemies with whom they had so many contacts in Syria and Mesopotamia. It is of course also possible that the Romans obtained their knowledge of glazes from the Phoenicians who, probably borrowing Babylonian techniques as a basis, established a flourishing glass industry in Sidon and Tyrus on the Mediterranean coast about 500 B.C.<sup>96</sup>

Lead glazes are brilliant, allow a wide color range, and melt at a low temperature. However, they tend to smudge and run and thus limit the scope of the ceramic artist.

During the second century B.C., i.e., during the time of the Parthian empire, lead glazes appeared in China<sup>97</sup> for the first time. Most authors today agree that the Parthians passed on their knowledge of lead glazes through the many trade contacts that had been established between them and the Han empire.<sup>98</sup> The Persian influence must have gone far beyond glazes only, since many Chinese ceramic objects of that time show Parthian horses, riders, and hunting scenes, all in a Scythian or Iranian style.<sup>99</sup> This would agree with an old Chinese tradition that lead glaze was brought to China by a Persian merchant.<sup>100</sup> There is strong evidence that the

<sup>89</sup> W. J. Furnival, *op. cit.*, p. 50.

<sup>90</sup> G. Savage, *op. cit.*, p. 24.

<sup>91</sup> A. Lane, *Early Islamic Pottery, Mesopotamia, Egypt, Persia*, pp. 8-9.

<sup>92</sup> R. J. Forbes, *op. cit.*, Vol. 5, pp. 143-148.

<sup>93</sup> G. Savage, *op. cit.*, pp. 62-63.

<sup>94</sup> A. U. Pope and P. Ackerman, *op. cit.*, p. 53.

<sup>95</sup> W. B. Honey, *The Ceramic Art of China and other Countries of the Far East*, p. 30.

<sup>100</sup> B. Leach, *A Potter's Book*, p. 136.

<sup>89</sup> *Ibid.*, pp. 27-28.

<sup>90</sup> A. U. Pope and P. Ackerman, *op. cit.*, p. 186.

<sup>91</sup> R. Ghirshman, *op. cit.*, p. 166.

<sup>92</sup> E. F. Schmidt, *op. cit.*, p. 85.

Persians sold the Chinese a ready-made glaze frit, known in old Chinese records as *liu-li*.<sup>101</sup> This would also explain why lead glaze disappeared from Chinese pottery after the breakdown of the Han dynasty in 220 A.D. It was firmly re-established during the T'ang dynasty, 608-906 A.D., and this was again a time of close trade contacts with Persia.

7. Lead glazes continued to be used during Sasanian times (224-651 A.D.). The next step in the development of glazes was the rediscovery of alkaline glazes by Persian potters during Islāmic times, and this will be described when we reach that stage in the general history of pottery techniques.

#### *Pottery in Achaemenian, Parthian, and Sasanian Times*

With the arrival of the Achaemenians we have come to fully documented historical times. It is disappointing that very little pottery of that period has been found, when there was, at the same time, an abundance of products of other crafts, particularly in metal work and stone sculpture. The pottery vessels that have been excavated in Persepolis<sup>102</sup> and Susa are just a few unglazed water jars, some bowls and bottles, and large storage containers. They all seem to be purely utilitarian, and only one of the vessels found has traces of a turquoise glaze. There are the great colored tile reliefs from the two capital cities, but they had been made by Babylonians, as we know from the foundation charter already mentioned.<sup>103</sup> This obvious decline of the potter's craft can perhaps be explained by the general rise in the standard of living where gold, silver, and alabaster vessels were used in the royal households, copper and brass uten-

sils in the average home, and only the poorest had to make do with the potter's products.

This status of the potter's craft, mainly to supply ware for daily domestic use, continued during the Hellenistic era and the Parthian empire. It should be remembered, however, that the Parthians brought lead glazes in many colors into general use. A peculiar new line of the Parthian potter was the production of glazed earthenware coffins, sarcophagi,<sup>104</sup> funereal urns, and many kinds of clay model gifts for tombs. Most of the vessels for daily use were thrown on the wheel; often they were carved on the surface before glazing; some were press-molded in carved and fired earthenware molds. There are also numerous finds of small stamps that had been used to decorate surfaces, in a manner somewhat similar to the Roman *terra sigillata* technique. Some of the finer products show decorations in what became later known as "Barbotine," a technique where a thin paste of fine clay was squeezed from a bag onto the surface of a vessel, forming lines and coils, not much different from the cake-icing of our pastry-cooks. Most of the vessels were glazed in one color, the color range comprising cream, yellow, brown, blue, and green.<sup>105</sup>

As mentioned before, there was not much development in the potter's craft during Sasanian times (224-650 A.D.). The potters continued the Parthian style, but their work does not compare favorably with the beautiful metalwork of the Sasanian masters. Parthian glaze continued to be used, often over a more richly carved or embossed surface. Some of the large storage jars from this period are over 3 feet high, unglazed but decorated all over by pressing a wooden carved stamp into the soft clay.

<sup>101</sup> W. B. Honey, *op. cit.*, p. 32.

<sup>102</sup> E. F. Schmidt, *op. cit.*, p. 85.

<sup>103</sup> R. Ghirshman, *op. cit.*, p. 165.

<sup>104</sup> *Ibid.*, p. 282, and A. U. Pope and P. Ackerman, *op. cit.*, p. 649.

<sup>105</sup> R. Etinghausen in A. U. Pope, *op. cit.*, p. 651.

*Pottery in Islamic Times*

When within a very short time the Arabs conquered the whole Sasanian empire, it did not at first greatly affect the work of the craftsman. But when in 750 A.D. the Persian House of Abū'l-Abbās came to the throne of the caliphs in Baghdad, a great revival of all cultural activities took place. Islam forbade the use of luxurious metal vessels, especially those of gold and silver. Therefore the leading classes became once again the customers of the potter, and they were prepared to buy more elaborately decorated earthenware of a higher artistic standard. Gradually the potter's craft became well organized in the country's many ceramic centers, and master potters began to employ specialists. An inscription on the tiled prayer-niche (*mīhrāb*) for the shrine of Yahyā at Varāmīn near Tehrān gives credit separately to the potter, the ornament designer, and the calligrapher.<sup>106</sup> Other specialists occasionally mentioned are the ceramic engraver and the glazer.<sup>107</sup> Within a short time the Persian potter learned to apply a wide range of decorative techniques such as thumb marks, channels, and ridges worked into the soft clay and engravings from *scraffito* to carving. He applied the *champ-levé* process to clay, a process originally used in metalwork, and he worked with carved relief molds. He pierced walls of vessels and closed the holes with translucent glazes, and he also made attempts at luster glazes.

Historically we can distinguish three major Islamic periods:<sup>108</sup>

1. Early Islamic period up to the beginning of the eleventh century.
2. Middle Islamic period comprising the Seljūq and the Mongol dynasties.

<sup>106</sup> A. U. Pope and P. Ackerman, *op. cit.*, p. 1449.

<sup>107</sup> *Ibid.*

<sup>108</sup> *Ibid.*, p. 1465.

3. Late Islamic period from the Safavids to the present day.



Figure 214 A Press-Molded Jar from Istahr, Eighth Century A.D.

*Early Islamic Period*

During the first century of Islam the humble potter continued to produce his ware along Partho-Sasanian lines. He mainly made unglazed buff vessels, often formed and decorated in a press mold (Fig. 214), or vessels with a turquoise or blue lead glaze. Such press molds were made of unglazed clay with the ornament carved in before firing. There were usually several mold parts for one article, e.g., for a jar, one for the lower half, one for the upper half of the body, and a split mold for the neck. Figure 214 shows clearly how the parts were later joined together. In 1938 the writer unearthed such a mold at

Figure 215 A Press Mold from Nišāpūr, Tenth Century A.D. (from C. K. Wilkinson, "The Kilns of Nishapur"; *Metropolitan Museum Excavations*, 1947)

Figure 216 Pressing from Mold Shown in Fig. 215


Istahr in Fārs, a town famous in Sasanian and early Islamic times. That mold must have been used during the early eighth century A.D.

In 1947 a team of archaeologists from the Metropolitan Museum of Art at New York discovered a complete early Islamic workshop at Nišāpūr in Horāsān<sup>109</sup> and found many such molds and kiln wasters made in them. According to coins found near the same kiln site, the molds must have been in use right into the eleventh century A.D. Some of them have elaborate decorations. Close examination has shown that some of these molds must have been made by working clay over a carved wooden master model, as the imprint of the grain of the wood can be seen on some of the clay molds.<sup>110</sup> Other molds were thrown on the wheel—the throwing marks are still visible—and terra cotta stamps were used to produce a repetitive pattern. Figures 215 to 217 show a fragment of such a mold. It is obvious that the parts of this mold were temporarily held together by clay lugs (Fig. 217), making sure that they shrank equally during drying and firing. The lugs were later carefully cut and then served as register points.

During these early days of Islamic pottery, strong impulses for development came from China. The historians at-Taʿālibī and al-Bīrūnī (d. 1048 A.D.) wrote about the various types of ware imported from China, and they were full

<sup>109</sup> C. K. Wilkinson, "The Kilns of Nishapur," pp. 235-240.

<sup>110</sup> *Ibid.*, p. 236.



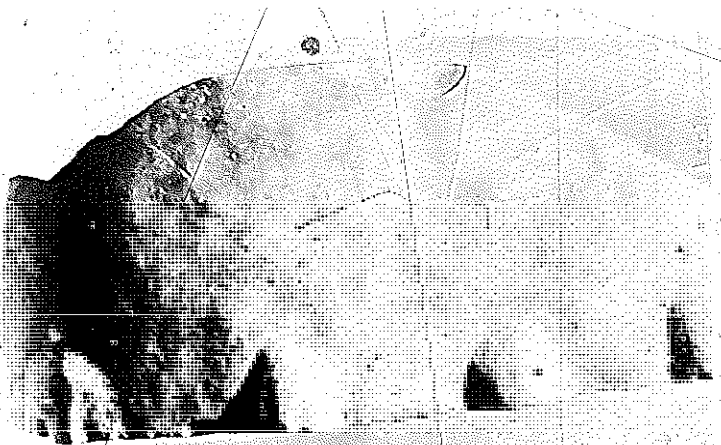


Figure 217 Outside of Press Model Shown in Fig. 215 (note hinges)

of praise for their quality.<sup>111</sup> Muhammad Ibn al-Hosain wrote that the governor of Horāsan received twenty pieces of Chinese porcelain in 1059 A.D., that he had sent them to the caliph's court, and that the local potters were shown this ware and were exhorted to produce similar quality.<sup>112</sup> Indeed, a number of technical inventions were made during this time as a result of attempts to produce porcelain in the style of the T'ang. These Persian potters often succeeded in imitating T'ang ware so well that at first glance it was taken for genuine Chinese.<sup>113</sup> In particular they were good at producing what is known as splashed ware, popularly called egg-and-spinach ware. Two different hues of yellow

were produced with chrome and antimony, and green was produced with copper. Later, other colors were added to the palette, brown from iron, purple and aubergine from manganese, and black from iron combined with manganese. These pigments were applied to a slip of an unusually white clay into which the vessel made of an ordinary red-firing clay had been dipped. The whole was covered with a clear lead glaze. The underlying metal pigments combined with this glaze and developed their color during firing. The clear glaze produced a porcelain-like appearance on the white slip. This slip was often carefully incised or partly carved away before the application of the glaze, thus giving the effect of Chinese scratchware.<sup>114</sup> Poteries having worked in these techniques have been found at Samarra, at Ray near Tehrān (the Rhages of the ancients), Susa, Iz, Qasr Abū-Nāsir, Isāhr, and Nisāpūr.

The attempts at imitating Chinese porcelain by the Persian potters of the early Islamic period led to the rediscovery of tin-enamel glaze. In the section on early glazes the writer has shown that during the eighth century B.C. the Assyrians had already used tin-oxide in their lead glazes to produce an opaque white. Since the last use of this technique can be proved for the Near East on the glazed bricks at Susa and Persepolis during the fifth century B.C., we seem to be justified in speaking about a rediscovery after 1,500 years. This new glaze, which gave a perfectly white surface, eliminated the use of white slip. From Persia its use spread rapidly over the whole Islamic world, as far as Spain. There it formed the basis for the Hispano-Moresque pottery, ware from the Spanish island of Majorca. From there it came to Italy under the name of majolica, and soon Italy produced it too. From Italy it went

<sup>111</sup> A. Lane, *op. cit.*, p. 31.

<sup>112</sup> *Ibid.*, p. 10.

<sup>113</sup> A. U. Pope and P. Akerman, *op. cit.*, p. 1449.

<sup>114</sup> G. Savage, *op. cit.*, pp. 26-36.

to Germany, Holland, and England. In the two latter countries it became known as Delft ware.<sup>115</sup>

Another important innovation in the potter's craft was luster painting, which had already begun before 883 A.D.<sup>116</sup> Objects in this technique—never used by the Chinese potter—have been found near the old potteries of Fustat near Cairo and in Iraq, but most modern scholars agree that it is a Persian invention.<sup>117</sup> Luster, too, became known in Moorish Spain in the famous potteries of Paterna and Valencia,<sup>118</sup> it reached Italy about 1500 A.D.<sup>119</sup>

A great number of luster fragments has been found at Samarra, a pleasure resort built by the Caliph Mu'tasim, the son of Harun ar-Rasid, in 838 and abandoned in 883 A.D.<sup>120</sup> Another early application of luster painting is known in the tiles on the *mihrab* of the great mosque at Qairawan in Egypt, built between 856 and 863 A.D.<sup>121</sup>

In luster painting certain sulphuric pigments were mixed with dissolved gold, silver, or copper oxide and applied together with red and yellow ochre as an earthy vehicle or perhaps an oxidizing agent. This paint was applied onto an already fired smooth glaze. The piece was then fired a second time at a lower temperature, first in an ordinary, i.e., oxidizing, atmosphere, then toward the end of the process in a reducing atmosphere. During the latter stage the metal oxides were reduced to metals that were suspended in the glaze in colloidal form and appeared as a shining metallic film.

<sup>115</sup> *Ibid.*, pp. 103, 106-107; also W. J. Fumival, *op. cit.*, p. 82.

<sup>116</sup> A. U. Pope and P. Ackerman, *op. cit.*, p. 1469.

<sup>117</sup> *Ibid.*, p. 1490.

<sup>118</sup> G. Savage, *op. cit.*, p. 103.

<sup>119</sup> *Ibid.*, p. 107.

<sup>120</sup> *Ibid.*, p. 88.

<sup>121</sup> K. A. C. Creswell, *op. cit.*, p. 298.

There are essentially three types of luster:<sup>122</sup>

1. Plain gold luster on white background.

2. Ruby luster on white background or together with other colors.

3. Polychrome luster in copper or silver metallic shine or, if the film is sufficiently thin, the luster appears to be yellow, brown, or olive, all on white background.

Luster painting was highly technical and all depended on the skill of the potter. Some pottery centers otherwise famous for their achievements, e.g., Nisapur,<sup>123</sup> have never successfully produced luster ware. However, in their efforts to obtain a luster effect these potters developed a new technique, i.e., underglaze painting.<sup>124</sup>

Luster painting reached its peak at Kāshān during Seljūq and Mongol times. Another development took place during the ninth and tenth centuries, but this was confined to East Persia: the potters of Samarkand discovered that colors under lead glaze, so apt to run and smudge, would stay fixed if the metal oxides applied were first mixed into a paste with fine white clay slip.

The potters of Nisapur excelled in yet another form of decoration, the so-called manganese underglaze painting. Here a body of ordinary clay was dipped into a white slip, fired, and painted upon with manganese oxide suspended in water and grape syrup (*shir-e angūr*). The whole was fixed in a second firing with a clear lead overglaze that produced a deep black with the manganese, strongly contrasting with the white slip of the background. In this technique the Persian calligrapher found an opportunity to apply his craft to pottery.

During the ninth and tenth centuries

<sup>122</sup> A. U. Pope and P. Ackerman, *op. cit.*, p. 1488.

<sup>123</sup> C. K. Wilkinson, *op. cit.*, p. 102.

<sup>124</sup> *Ibid.*



Chinese influence can be noted again in the imitation of the Ting-Yao ware of the Sung dynasty (906-1179 A.D.). The original Ting-Yao is a genuine porcelain with notched and scalloped rims. Here too it appears that the Persian potter did not for long merely try to imitate the Chinese style,<sup>125</sup> but modified it soon to the Persian taste and developed it into what is known as "graffito." On the Iranian Plateau we find a monochrome white graffito ware. A coarsened clay body carries a fine white slip; an ornamentation is engraved into it with a stylus. The whole is then covered with a transparent lead glaze. One bowl found<sup>126</sup> has the date (993 A.D.) and the name of the master: "made by Yahyā, the ceramist" incised under the glaze. In the Caspian province of Māzandarān we find the same ware but with an ivory or pale green glaze. The Ray potters produced graffito ware widely, but not as elaborately engraved as the former two, and theirs is covered with a turquoise clear glaze. In design all Persian graffito ware has a strong resemblance to chased metalwork, especially Sasanian. This is most marked in Māzandarān and is not surprising, because this province was the one where the Sasanian form of the Mazda religion survived right into the eleventh century.

#### *Middle Islamic Period*

During the Seljūqs' rule (1037-1147 A.D.), a remarkable upsurge took place in all the arts, crafts, and sciences. Although of Turkish origin, the Seljūqs adapted themselves closely to the Persian way of life. So far as pottery was concerned, this was the "golden age of ceramics."<sup>127</sup> It was the time when most of the then known

techniques were applied: incised or in relief, pierced or embossed, painted over or under the glaze, gilded and lustered. It seems that it had become a regular practice at that time that painters and designers assisted the master potter with their skill. In Seljūq times also, Chinese porcelain appeared again in Persia—the Seljūq empire reached from the frontiers of China to the Mediterranean—and Chinese porcelain was still the ideal for the Persian potter. There are kaolin deposits in Tūs, Ray, Kāšān, and Iṣfahān. The potters' never-ending efforts to equal porcelain and its feldspathic glazes resulted in two new developments, i.e., the invention of the quartz-enriched soft-paste body and the rediscovery of alkaline glazes, last used in ancient Egypt. Pulverized quartz pebbles and an alkaline glaze frit, added to the clay, produced a fused, very hard, semi-transparent body after firing, similar to what became known during the eighteenth century in Europe as soft paste porcelain. As the same alkaline glaze, made up from powdered pebbles and potash, was used for the subsequent glazing, body and glaze fused excellently and no slip was needed. Analyses of such glazes<sup>128</sup> have shown that a new flux was introduced during the ninth century to obtain a low melting glaze. This flux was borax, of which Persia has abundant deposits and which she supplied to Europe during the Middle Ages.<sup>129</sup> The early ninth-century writer on mineralogy known as Pseudo-Aristotle<sup>130</sup> already mentions borax as an effective flux for glass and glazemaking. More details on the new flux are contained in the mineralogy of the Persian encyclopedist al-Bīrūnī (970-1038 A.D.).<sup>131</sup> In the chap-

<sup>128</sup> L. J. Olmer. "L'Industrie Persane," p. 57.

<sup>129</sup> B. Laufer. *The Beginning of Porcelain in China*, p. 503.

<sup>130</sup> J. Ruska. *Das Steinbuch des Aristoteles*.

<sup>131</sup> P. Kahle. "Bergkristalle, Glas und Glasflüsse nach dem Steinbuch des Al-Biruni," pp. 345-350.

<sup>125</sup> A. U. Pope and P. Ackerman, *op. cit.*, pp. 1504-1505.

<sup>126</sup> In the Chicago Art Institute. See A. U. Pope, *op. cit.*, Pl. 586a.

<sup>127</sup> *Ibid.*, p. 1512.

ter on the composition of glass and glazes he says that a certain frit for glazemaking is made up from ground quartz, potash, and one of the boron compounds (*būra*, the local borax, or *linkār*, the borax imported from Tibet) as a flux. His contemporary Ṣaharbhūht, describing a similar glaze, states that its specific weight is  $62\frac{1}{4}$  if ruby is taken as 100. Al-Birūnī further describes an enamel glaze containing borax and lead; for this glaze he gives the specific weight as  $99\frac{1}{3}$  compared with ruby. Abūlqasim al-Kāšānī, a member of a well-known family of Kāšān potters, mentions in his book on the ceramic techniques of his time,<sup>132</sup> written in 1301 A.D., that the mineral *qamsarī* is used for glazemaking, and from the description it appears that it was probably boro-calcite.<sup>133</sup> Olmer found in 1908 that glazes from Kāšān and Nā'in contained approximately 10 per cent borax.<sup>134</sup>

Tin oxide was used if opaque glaze was required. The body was often carved and then covered with a clear glaze, a technique known as *laqābi*. A variation consisted in the covering of the white body with manganese and iron-oxide pigments, ornaments then being carved into the still powdery pigments, and the overcasting of the whole with a clear alkaline glaze. During the firing the remaining pigments turned into a deep black. Al-Birūnī wrote on this:<sup>135</sup> "Such vessels imitating porcelain (*čini*) are made from pure pebbles and clay." But we have a more concise description of many details of this and other pottery techniques of the time in the book of Abūlqasim.

<sup>132</sup> MSS. Aya Sofia 3614 and 3613; see also H. Ritter, *et al.*, *op. cit.*, pp. 16 ff.

<sup>133</sup> H. Ritter, *op. cit.*, p. 33.

<sup>134</sup> European ceramists successfully introduced borax glazes in the ceramic industry toward the turn of this century. This was then regarded as an important discovery.

<sup>135</sup> A. U. Pope and P. Ackerman, *op. cit.*, p. 1512.

The introduction of alkaline glazes resulted in completely new coloring techniques. Copper in lead glazes usually produces a turquoise shade or a vivid green,<sup>136</sup> but in alkaline glazes it results in a deep indigo blue. Cobalt (*lājvard-e kāšī*) produces a beautiful sapphire blue (*ābi-meškī, lājvardī*) in alkaline glazes. There are cobalt deposits near Kāšān and Qom,<sup>137</sup> and it is likely that the use of cobalt originated there. Abūlqasim quotes several cobalt minerals used at Kāšān for coloring glazes. During his time cobalt reached China (during the Yüang dynasty, 1260-1368 A.D.), and for a long time it remained there a commodity imported from Persia known as *Mohammedan blue*.<sup>138</sup> Other colors commonly produced in alkaline glazes were a bright turquoise, light green, maroon, purple red, and a mild yellow, often enriched by gold ornament. This was either melted-on gold or gold in colloidal suspension in the glaze. Al-Birūnī<sup>139</sup> describes the use of gold for the preparation of the famous ruby glass and ruby glazes and says that 1 part of gold in 50,000 parts of frit results in a deep ruby color, in 100,000 parts in a bright red.

In using this palette the Persian potter also developed two new glazing techniques, known as *mīnai* (enamel) and *haft-rang* (seven colors). For the *mīnai* the potter melted alkaline frit and pigments in a crucible into a glaze of the required color. After cooling the resulting block was powdered, and this glaze, when applied to a vessel, did not change its color any more during the subsequent firing. It offered the advantage to the decorative painter that he knew the outcome of the colors beforehand, and this fact encouraged him to use

<sup>136</sup> C. K. Wilkinson, "Fashion and Technique in Persian Pottery," p. 103.

<sup>137</sup> W. J. Furnival, *op. cit.*, p. 82, and L. J. Olmer, *op. cit.*, p. 56.

<sup>138</sup> G. Savage, *op. cit.*, p. 82.

<sup>139</sup> P. Kahle, *op. cit.*, p. 351.

a wide color range. The *haft-rang* process has been described by Abūlqasim in his treatise. The pigments for these colors were painted directly on the biscuit-fired ware, which was then dipped into a clear alkaline glaze. During the subsequent second firing the pigments developed into brilliant colors with the overlying glaze. (Black outlines and supplementary colors, which during this firing would have produced unwanted color effects with the pigments already applied, were painted on after the second firing mixed with a vitreous flux of lower melting point and fixed in a third firing at a lower temperature, thus leaving the underglaze pigments undisturbed.<sup>140</sup>

As these alkaline glazes were less inclined to run, and as incompatible pigments were separated by the clear glaze, this technique was well suited for the fine detailed decorations in which the Persian artist has always been a master. This perhaps explains the strange fact that no attempts have been made by the potters of other Near East countries such as Egypt, Syria, Mesopotamia, and Turkey to introduce alkaline glazes. They probably did not have highly skilled artist-decorators requiring clearly separated colors.

It appears that *mīnai* glazes were already in use during the second half of the twelfth century,<sup>141</sup> and it is interesting to learn that Chinese technical essays of the end of the Sung dynasty give many details of the Persian color pigments and glazes.<sup>142</sup>

A modification of the *mīnai* developed during the thirteenth century in the so-called thin-brushed glazes. Here vitreous glazes with a relatively high oxide content were brushed onto the already once fired body for the decorative lines. These colors developed in a second firing, and the ware

was then dipped into an ivory or turquoise clear glaze and fired for a third time. Since the color pigments were so very thinly brushed on they did not run or smudge.

At the beginning of the fourteenth century the *mīnai* palette was enriched by a further pigment, likewise called *lājvar* (our lapis lazuli). This fine blue mineral is a silicate of aluminum, sodium, and calcium with sulfur as an impurity. It dissolves in alkaline glazes, giving them a warm blue color often called ultramarine. Pottery covered with lapis lazuli glazes and decorated with other colors has become known as *lajvardina*. Ware in this technique was mainly overglaze-decorated and often employed opaque glazes.

Centers producing high-class ware in these techniques were at Ray and Kāsān.<sup>143</sup> Alī ibn Yūsuf and Abū Tāhir Ḥosām were known potters from Ray.<sup>144</sup> From Kāsān, the most important Persian ceramic center of all times, we have complete genealogies of potter families, some of them beginning in 977 A.D. and continuing into the fourteenth century.<sup>145</sup> Although never the seat of a government, Kāsān developed as a peaceful industrial center, and its fame spread through the whole Islamic world. When the Mongol leader Hulagu Khan conquered Baghdad in 1258 the lists of booty made after the sack of the city particularly mention vases from China and Kāsān.<sup>146</sup> The North African-Spanish geographer Ibn Baṭṭūṭāh (1307-1378 A.D.) tells us in his travel books<sup>147</sup> that the walls of the shrine of Imām Reṣā at Mashad were covered with *kāsāni*, i.e., tiles from Kāsān, and that they were more brilliant and beautiful than those in his country. There is ample evidence that Kāsān tiles were exported all

<sup>140</sup> A. Lane, *op. cit.*, p. 41.

<sup>141</sup> G. Savage, *op. cit.*, p. 26.

<sup>142</sup> *Ibid.*, pp. 26, 70.

<sup>143</sup> A. U. Pope and P. Ackerman, *op. cit.*, p. 1560.

<sup>144</sup> *Ibid.*, p. 1561.

<sup>145</sup> *Ibid.*, p. 1566.

<sup>146</sup> *Ibid.*

<sup>147</sup> *Ibid.*, p. 1568.

over the Middle and Near East as far as Baku, Samarkand, Smyrna, and North Africa.<sup>148</sup> The Kāšān potters excelled in the making of *mīhrāb* or prayer niches. Previously these had been done in stucco-work. The tile *mīhrāb* are splendid structures, composed of hundreds of large, closely fitting, often carveduster tiles. They too are the outcome of close cooperation between potter and painter-decorator. An inscription from the *mīhrāb* at the shrine of Ja'far at Qom reads: "It was made on the 10th of Rabī II, 738 [November 6, 1337 A.D.] in Kāšān in the factory of Sayyid Rukh ud-Dīn, Mohammad ibn Sayyid Zayn ud-Dīn al-ġazā'iri [the tile maker], the work of the venerated and respected Jamāl ud-Dīn naqqāš (meaning 'the painter')."<sup>149</sup> Two other painters who specialized in decorating the famous Kāšān star-and-cross tiles were Abū Rufazā, working about 1200 A.D., and Tahī-ud-Dīn, who worked about 1263 A.D. One tile of the former has the following inscription: "It was made in the night between Tuesday and Wednesday on the last day of Šafar in the year 600 h" (November 1205).

Other provincial pottery centers producing ceramic ware of high quality were Nīšāpūr<sup>150</sup> in Ĥorāsān, Sāvā between Ray and Kāšān, Šultānābād in West Persia, and Šultāniyeh and Tabriz in Āzarbaijān. All these centers were using some of the techniques described, and it seems that master potters traveled widely and settled in places where their products were valued and paid for.

#### Late Islamic Period

When in 1501, after 850 years of foreign rule, Šāh Ismā'il became the first king of

the Persian dynasty of the Šafavids, two centuries of greatness began. They had their peak under Šāh 'Abbās the Great (1587-1620 A.D.). His glory as a powerful and politically active monarch spread to the European courts, and embassies from many countries arrived at the imperial residence at Isfahān. But Šāh 'Abbās was also a shrewd industrialist and businessman. He settled many skilled craftsmen from his vast empire in and around Isfahān, where he established a number of royal manufactures. He also sponsored individual craftsmen. When he learned from the traders and representatives of the Dutch East India Company, who had a base depot on the island of Hormuz in the Persian Gulf, that they traded large quantities of Chinese porcelain, he invited Chinese merchants to send their fine ware to his country overland for export to Europe, thus excluding the Dutch company. The Šāh himself was a great collector of fine pottery; his collection still exists in the shrine of the Safavid Family at Ardabil in Āzarbaijān.<sup>151</sup> This renewed a strong Chinese influence, and local potters tried their hand at porcelain again and perfected the Kāšān process, using very fine white kaolin found near Nā'in and Alī-Ābād, which fused into a semi-translucent body with the alkaline frit glaze mentioned. Since this was clearly not true porcelain, Šāh 'Abbās invited 300 Chinese potters to Persia to instruct Persian craftsmen in the art of porcelain making. The chief of this technical mission was a man appearing in the Persian annals as Man-oo-har. European travelers of the time praise the quality of the locally made product.<sup>152</sup>

With the renewed Chinese influence came a vogue in blue underglaze painted

<sup>148</sup> *Ibid.*

<sup>149</sup> *Ibid.*, p. 1574.

<sup>150</sup> C. K. Wilkinson, "The Kilns of Nishapur," pp. 235-240, and "Fashion and Technique in Persian Pottery," pp. 99-104.

<sup>151</sup> A. U. Pope and P. Ackerman, *op. cit.*, p. 1630.

<sup>152</sup> Sir J. Chardin, *op. cit.*, p. 207, and J. B. Tavernier, *Les six voyages de M. J. B. Tavernier en Turquie, en Perse et aux Indes*, Vol. 2.

ware, for which Persia had almost unlimited supplies of cobalt. Pieces have been found dated as early as 1523, 1563, and 1592.<sup>153</sup> One of the masters of that period was Hajji Moḥammad, "the painter," working in Tabriz early in the sixteenth century.<sup>154</sup> The famous Chinese Celadon ware was also imitated at that time; a very smooth gray-green glaze was used to make it, but the design was true Persian. This ware was very popular during the seventeenth century.<sup>155</sup> Obviously under tutelage by Chinese masters, a new technique in monochrome incised ware, covered with a matt melon green glaze, developed in Kāšān.<sup>156</sup> Despite the emphasis on porcelain imitation all other techniques continued to be used, such as polychrome enamel (*minqā*) and black-painted ware. An incised and overglazed pseudo-porcelain produced in Nā'in between Kāšān and Iṣfahān should be mentioned here. It was sold to European traders at the Gulf port of Gambroon. As Gambroon ware it became fashionable in India and Europe, especially in England, during the seventeenth century.<sup>157</sup>

During Ṣafavid times the technique of mosaic tiling reached a high standard of perfection, completely eliminating the involved and expensive luster tiles. During the following centuries painted *haft-rang* tiles were often used instead of cut tiles, as *haft-rang* tiles were much cheaper to produce. Very fine tile work was achieved in the *haft-rang* technique during the eighteenth century.

Under the politically weak rulers of the late eighteenth and nineteenth centuries a general decline in most crafts took place, but the potters continued to produce remarkably fine ware so that after the

rebirth of modern Persia under Rezā Šāh (1925-1941 A.D.) it was possible to restore most of the beautiful tile work on old mosques and shrines which had fallen into disrepair, in a quality equal to that of the Middle Ages.

In 1963 the writer collected samples of raw materials from the Kargez mountains, used by the potters of Naṭanz near Kāšān today for the manufacture of porcelain-like vessels and electric insulators. Analyses of these raw materials gave the following picture: Two materials are used. One is *sang-e čīn* (meaning "China stone"), which is kaolinized quartz-porphry and corresponds closely to the famous kaolinite of Cornwall, the base material of the English porcelain industry. It is mixed with *sang-e čāhmāh* (meaning "flint"), a remarkably even-grained quartzite with the grains showing as a well-interlocked texture. This texture seems to be particularly suited for the changing of the quartz into tridymite during the firing process, a change largely determining the quality of the ceramic product. European porcelain connoisseurs have often expressed the opinion that the Persian potter, despite his skill in other ceramic techniques, has at the most succeeded in making a low-fired soft paste porcelain. This criticism can no longer be maintained on the grounds that suitable raw materials were not found in Persia. Olmer<sup>158</sup> described samples of feldspathic raw materials in 1908 that were then used by the potters of Nā'in. Whether they achieved true porcelain at that time was not quite clear. The other reason given for the Persian potter's not being able to produce porcelain is that he did not have the rising kiln like the Chinese; this reasoning is based on the assumption that the Persian kiln did not give a sufficiently high temperature. But we have no evidence that

<sup>153</sup> A. U. Pope and P. Ackerman, *op. cit.*, p. 1649.

<sup>154</sup> *Ibid.*

<sup>155</sup> *Ibid.*, p. 1658.

<sup>156</sup> *Ibid.*, p. 1660.

<sup>157</sup> *Ibid.*, p. 1661.

<sup>158</sup> L. J. Olmer, *op. cit.*, p. 56.

this was so; on the contrary, the previously mentioned porcelain raw materials do fuse in the local kilns. Therefore the writer feels entitled to assume that the Persian potter by the present day has learned to make porcelain.

### The Working Methods of the Modern Potter

Today we can distinguish several branches in the trade of the ceramist (*šahār*), i.e., the earthenware potter (*kāzeh-gar*), the maker of clay hoops (*kabal-nāl, kaval-nāl, kāl-nāl*), the stone paste potter (*sangūnūh-sāz, aīrūgh-sāz*), the bead maker (*mohreh-sāz*), and the tile maker (*kāst-pāz, kāst-gar*).

The raw material for ordinary earthenware (*sofāl, sofāl*) is clay (*ras, gel-e ras, thāl*). If the clay is reasonably free from impurities it is used as dug from the clay pit. However, if it contains too much foreign matter it is slaked (*taht*) with water in a soaking pit (*gešt*) and screened (*bilītan, nāl kardān, manhāl kardān*) through a fine sieve (*garbāl, miyāh*), sometimes through a silk screen (*harīr*). The clay body for fine ware is always slaked. In most cases it is necessary to adjust the body to the correct composition (*tektib*) by adding finely ground quartz pebbles (*ghasāl, šakar-sang, billār, hāghā*) or flint (*soṅg-e kalīnāq, soṅg-e tālmāh*) to the slaked white clay or to a particularly valuable clay of pale green color (*gāzār*). Pebbles and flint are first crushed (*šokastān, rīzān, moʿallā kardān*) with an iron bar (*siṅḡ, miyāgh, haht*), then pounded (*maḡḡāq, moḡḡāqāq, moḡḡābt*) in a stone mortar (*miḡḡāq, miḡḡāqsh, siḡḡūsh, salḡḡān*) made of a basalt block (*siyāh soṅg*) to a granulate (*daqīq*) of the size of millet grains. This granulate is finely ground (*saḡḡ, mašḡḡāq, malḡān, sebtān, sātīdān*) in a hand mill or quern (*āsyāb, āsāk, Fig. 218*). Dry grinding (*hākeh-sāb*) is applied in the first stage and wet grinding (*āb-sāb*) for the final stage.



Figure 218. A Potter's Dry Quern

The quern has a fixed bed stone (*šeh*) with a hole in the center to let the axle (*mi-e šir*) through. This axle supports the runner (*harīr*) while the distance between bed stone and runner is controlled by a pair of wedges (*garēh*). Figure 219 shows a tile-lined wet quern (*kākeh-āb-sāb*) where a wooden block (*goljāh, kondāh, pāš*) is inserted as a support between axle and wedges. Small querns have a handle (*dashēh*) that is just a stick inserted into a hole near the circumference of the runner and is held in position by a wooden wedge (*āb-e dashēh*), while larger querns have a



Figure 219. A Potter's Wet Quern

long handle bar (*nāji*) that is centered in a hole of the ceiling rafter and secured in the runner hole with a wedge. Slaked clay and ground pebbles, or if required slaked clay, ground pebbles, and flint are thoroughly mixed (*mohtalil*, *mo'jūn*) and then left to settle. Surplus water is poured off and the sediment put in the open sun on a bed of fired bricks for drying. When it has reached the right plastic stage, the potter's assistant (*pīs-kār*) takes a large lump (*čūneh-ye gel*) and kneads it with his foot (*gel mālidan*, *sirištan*, *gel varz dādan bā pā*, *pā zadan*, Fig. 220).<sup>159</sup> Subsequent wedging of smaller lumps by hand (*varz dādan bā dast*, *mošteh pičidan*) has been observed in

Figure 220 A Potter Kneading Clay



<sup>159</sup>This must have been the situation when Omar Khayyām wrote this quatrain:  
 For in the market-place one dusk of day  
 I watched the potter thumping his wet clay  
 And with its all obliterated tongue  
 It murrur'd "Gently, brother, gently pray!"

several localities; the clay there apparently requires this second treatment to obtain the necessary plasticity. When the kneading is completed the lumps are cut into pieces (*mošt*) of the sizes needed for the objects to be formed, unless the potter prefers to center a large lump on the wheel in order to work piece after piece from this lump. To keep the clay moist it is covered with wet bags. Kneaded clay not immediately used is placed in a clay store (*ambar-e gel*). For the forming of the clay into the required shapes there are still three different methods applied: there is either free forming, mainly with clay coils, throwing on the potter's wheel, or forming in molds. The latter, however, is today confined to tile molding.

#### Coil-Formed Pottery

Figure 221 shows how the clay is formed in this age-old technique: the apprentice rolls handy lumps (*tāneh*, *čūneh*) of clay on a wooden board (*tahteh*) into coils (*jalīeh*) and places them in front of the master, who fashions them into circles (*dāyereh zadan*), one on top of the other (Fig. 222). After about twenty layers the cylinder formed so far is smoothed (*mālidan*, *bā āb sāf kardan*) with a spatula (*līseh*) or a small



Figure 221 Rolling Clay into Coils




Figure 222 A Coil Potter at Work

trowel (*māch*). The coiling continues in this way until the object has reached its final shape and size. After the clay has become leather hard a second smoothing is done with a polishing stone (*sang-e mohreh*) or once again with a small trowel (Fig. 223).

The products of the coil potter include a great variety of vessels (*ātal*, *inā*) and builders' hardware. Most conspicuous are the bakers' ovens (*tanūr-e nānpazī*, Figs. 222 and 223), but there are also vessels (*lūleh-kāš*), large tapered ones of about 25-gallon capacity (Fig. 224) that are much used by various craftsmen for a number of processes such as fiber dyeing, leather tanning, or in the house for boiling syrup and cheese. Other coil-formed products are large water and storage jars (*homreh*, *sabbā*, right bottom corner, Fig. 224), big and small drainpipes (*tambūs*, *kuluk*, *lūleh*, *mūr-šogal-rou*), water spouts (*nārdān*), frames for the cup-shaped skylights in domed buildings (*jām-e hammām*), earthenware charcoal braziers (*manqal-e gelī*), and beehive frames (*pejeh*). The latter are rings of 10 to 12 inches in diameter and 8 inches in height, with an entry hole for the bees on one side. The inside of these rings is roughened with a toothed scraper (*sāneh*) to assist the bees when building the honeycombs. Three of these rings are usually put together to form a beehive (*kondū*) and are covered with an earthen-

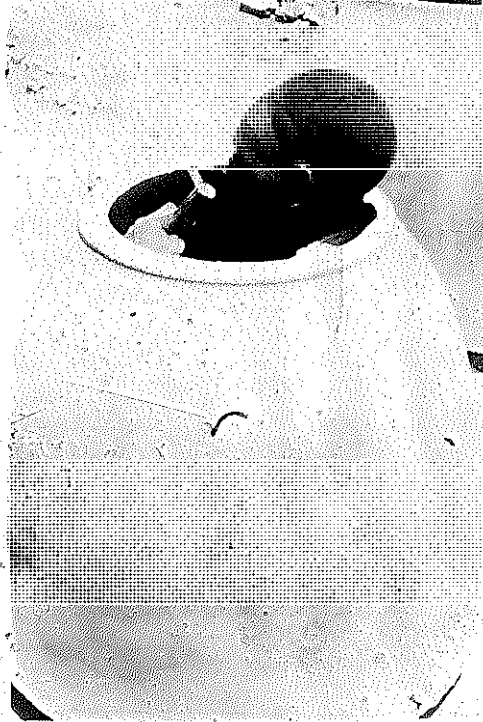


Figure 223 Polishing a Coil Pot

ware slab. Still more coil-formed objects are well-lining rings (*gom-e cāh*, *gom-e cāh-āb*, *lūleh-ye cāh-āb*, *kol-e cāh-āb*), grape-mashing vats (*corūk-angūr-kābi*), oriental-style toilet pans (*jānou-mostarāh*), double jar stands (*jā-kāzehgī*), and an unusual




Figure 224 Coil-Formed Vessels



product, a walking aid for little children (*tābū-bāčeh*), a conic tube about 2 feet high, with no bottom, in which a child can stand without falling over.

Persia's underground water supply channels (*qanāt, kāriž*) are supported by earthenware hoops (*kabal, kaval, kavul, kūl, nai, nār, gom, gūm, nāv-kāriž, dos*) where they pass through loose soil. Where the demand is not too great the coil potter supplies the well sinker with these hoops. In districts with a wide network of such channels there is sufficient work for a potter making nothing but these earthenware hoops. He is then called *kaval-māl, kabal-māl, kūl-māl, dos-sāz*. Sometimes this work is done by the well sinker himself or by one of his laborers. The hoops are made around an oval ring (*qāleb*) made of baked clay with handles (*dasteh*) at both ends. It is 6 to 8 inches high and has a major diameter of 46 and a minor one of 22 inches. The coil potter lays coils around the mold ring, smooths the outside with a trowel, lifts the mold ring up, and places it on the ground close to the hoop just made, thus having it ready to fashion another hoop. The specialized hoopmaker prefers to work with a mixture of clay and chaff (*kāh*) or clay and horse manure (*pehen*). Standing in front of a working bench (*dastgāh*), his assistant places a lump (*mošleh, čūneh*) of this mixture on a board which is as wide as the mold ring is high and as long as half the circumference of the mold. He spreads the mixture out (*pahn kardan*) about 1½ inches thick over the surface of the board. He then passes the board over to the molder, who places the clay slab against the mold ring, bending the ends around the mold (*dour-e qāleb*). Having provided such a clay slab on both sides of the mold he joins the ends (*sar band kardan*, Fig. 225) and lifts the mold with both hands, leaving the newly formed hoop on the ground for drying (Fig. 226). After three days of drying they are fired




Figure 225. Placing Clay Around the Mold




Figure 226. Drying of Clay Hoops

(*pāhtan*) for 24 hours. The kilns (Fig. 238, p. 159) have a capacity of 500 to 1,000 hoops; rejects (*talafāt*) amount to about 5 to 10 percent.

### Wheel-Formed Pottery

Whereas the two forming methods just described have a limited application and are used only for coarse ware, products made on the potter's wheel (*čārī, čārī-e kūzohgari*) reveal the craftsman at his best.

The Persian wheel is a disk kickwheel (Fig. 227), not like the English wheel, driven by a crank mechanism. The Persian wheel is driven by means of a heavy treadle disk (*taman, pātahteh, čārī-e pā*) that the potter turns with his feet in an anti-clockwise direction. The wheel shaft (*mīl,*



Figure 227 A Potter's Wheel

*čūb-e āmak, tīr-e čarh*) is made of wood. A three-pronged end (*seh-panjeh, seh-sāh*), made of forged steel, is attached to the top end of the shaft and carries the working table of the wheel (*sar-e kār, sar-e seh-panjeh, sar-e čarh*). A likewise forged thrust-end (*baltak, bāltak, mīh-e tīr, āhan-e tīr*) is fixed to the lower end of the shaft and runs in a thrust bearing (*šamak, zīr-mīh*) made from the shoulder-joint bone of a camel (*šāneh-ye šotar*) inserted into a stone block. A large horizontal beam under the round working table carries the bearing block (*qolfak, talteh*) for the upper bearing. The potter sits on a wooden board (*talteh-kāngāh*) and rests his feet on a beam (*pā-gāh*) above the treadle disk when he is not kicking. In Horāsān the lower parts of the wheel, i.e., treadle and thrust bearing, are often built below floor level, and the

potter steps down into a pit (*goudāl pīs-e kār*) when he begins his work. For the throwing (*gel kašīdan*) the potter places a lump of clay on the wheel (*mošteh zadan*), centers (*laqaṭ zadan*) and holes it (*gel tūš pūk kardan*), and with a firm hand he brings the clay up (*bālā gereftan, bālā qabzeh gereftan*, Fig. 228). He throws as high as the length of his arm will permit, then thins the wall, at the same time bulging it in the center to form the body of the jar (*tan-e kūzeh*, Fig. 229), followed by the forming of the neck (*gardan-e kūzeh*) and the spout (*sar-e kūzeh*). The base of the jar (*pā-ye kūzeh*) is then shaped (*tarāšīdan*) with a modeling tool (*māleh*). A few simple linear decorations (*naqš*) are produced by holding a toothed modeling tool (*šāneh*) against the soft clay or by making incisions into it, and finally, the wheel still running, the jar is cut off with a wire (*sīm, bandak*), or a short steel peg (*sūzan*). During the throwing the potter wets his hands in a water dish (*dastdān-e āb*) that is handy on the working bench. While he throws the next jar his assistant takes the one just made into the drying room (*amībāf-e zarfdān*, Fig. 230) where the jars remain until they are leather hard (*ntīmhošk*). Only then the handles (*dasteh, gūseh*) are put on. Handles are drawn (*gel gereftan*) from a roll of wet clay and attached (*gūseh bastan, gūseh jāsbandan*) to the moistened and roughened surface with a mild pressure. Other earthenware vessels (*qabāhī*) produced by the wheel potter are dishes (*hasīn, qadah*), smaller jars for drinking water (*kūzeh-ye āb-hayrī, dul-āb*), chafing dishes (*kulūk*), jars for curdled milk (*gū-dāš*), and cobs for the water pipe (*sar-e qaliyān*). As these cobs have a long neck with a narrow hole in it they are thrown around a wooden centering tool (*čūb-e qaliyān-sāzi*) that is placed into a hole in the working table top before a lump of clay is put on for centering, and a number of water pipe cobs are drawn over this



Figure 228 A Potter Throwing at the Wheel



Figure 229 Throwing a Jar




Figure 230 Drying Room

centering tool, one after the other. Flower pots (*hasin-e goldān*), plates (*qas'at*), mugs (*livān*), and large cooking pots (*kōmājdān*) with lids (*makabbeh*) likewise belong to the wheel potter's ware, as well as a peculiar water jar shaped like a bird (*kaftā-ābhvori*). Many wheel potters make irrigation pipes in the same shape as those of the coil potter. In the Caspian provinces roof tiles (*sofāl, sofāl*) represent an important potter's product. They are thrown on the wheel in the shape of mildly tapered tubes. After cutting off from the wheel they are halved with a wire and carefully placed into a drying room until they have the right consistency for firing. While most of the ordinary jars and dishes have their final form when taken off the wheel, some of the better quality ware is turned (*tarāš-dān, tarāšeh-kūzeh*) after having become leather hard. For a vessel with a wide opening the potter places a lump of clay on the wheel top, shapes it to the approximate size of the inside of the vessel, thus forming a chuck (*qāleb-e tafāš*), places the vessel upside down (*bar-gardāndan*) over it, and turns its base to the required shape with a turning tool (*kāt-tarāš, randeh*, Fig. 231). A number of jars commonly used in the household is shown in Fig. 232. The names of these have been recorded in the Alburz mountain village



Figure 231 Turning a Vessel

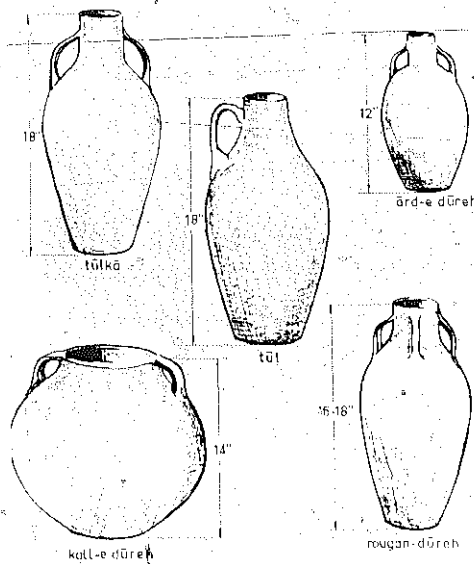


Figure 232 Earthenware Vessels Used in the Household (from the Alburz village of Fašondak)

of Fašondak<sup>160</sup> but the shapes are used throughout Persia.

The smallest of them, *ārd-e dūreh*, serves for the storage of flour. Slightly taller, but much larger in diameter, is the *kall-e dūreh*, handy for the transport of foodstuffs. The *rougan-dūreh* is always well glazed inside and outside and is used for oil storage. Also for keeping oil, but often used for preserving pickles, is the *tūlkā*. For these purposes it is glazed, but if used to carry water from the well to the house it is left unglazed, like the *tūl*, which is always unglazed.

### Mold-Formed Tiles

The tilemaker (*kāšī-pač*) usually works in the open air. His assistant prepares suitably sized clay lumps (*čūneh*). The master has a wooden mold (*qāleb-e kāšī*) in front of him (Fig. 233) and throws the clay lump into it with *verve* (*qāleb-zadan*); beats it with his bare hands to force it into the remote corners of the mold (Fig. 234), folds the surplus up, and cuts it away with a wire (*sīm-kāšidan*, Fig. 235). Then he empties the mold (*qāleb hāli kardan*) with a swift movement (Fig. 236). The assistant takes the tiles into the shade for the first stage of drying (*hošk kardan dar sāyeh*) and when they have sufficient strength he places them in a well-ventilated drying room (*olāq-e hešt-e kāšī*), face down on the flat floor, for the slow final drying (Fig. 237). The potters of Širāz work in a slightly different technique: The tiles are molded as described for the Isfahān tilemaker, are left in the open air for five hours, and are then placed into a slightly narrower steel mold (*qāleb-e felezzī*). A steel mold top (*dārī*) is placed over the tile and is beaten with one stroke of a heavy hammer (*poč*). Thus a denser tile is achieved with less tendency to shrink and to warp. After the

<sup>160</sup> K. Hūšangpūr, *Fašondak*, pp. 90-104.



Figure 233 A Wooden Tile Mold




Figure 236 Taking Tile out of the Mold



Figure 234 Beating Clay into the Mold




Figure 237 A Tile-Drying Room



Figure 235 Cutting Away Surplus Clay

tile is taken out of this mold the edges (*yabrā*) are cleaned (*sā'idan*) from any burrs. After a further period of drying the tile is dipped in a thin slip of fine clay (*sīrat-e lab*).

All tiles, when sufficiently dry, have a first (or biscuit) firing (*qām fuhtan*) in a common kiln.

### Firing

To fire the potters' and tilemakers' products there is a great variety of kilns (*tanūr, kūch, furn, hariz, sāharē dās, dam-ō-dāst*). Their dimensions and construction depend

on size and nature of the ware. The largest are the kilns for the firing (*tabh kardan*, *puhtan*) of the well sinker's hoops and the coil potter's ware. Figure 238 gives details of this type of kiln. The fuel (*hizum*) is thrown into the fire box (*kūreh*), the flames enter the room under the fire arch (*tāq-e kūreh*), through the fire hole (*darb-e ātes*) and pass into the kiln chamber through a network of small holes (*zambūr*) in the fire arch. The flames are by now well distributed, pass upwards through the ware to the roof arch (*tāq*), and return to the sides, where five to six holes (*dūd-kaš*) lead the smoke into the open. Fuel for this type of kiln was dry brushwood (*čār*, *hār*), especially dry wormwood (*Artemisia herba alba*, *darmaneh*) but is today widely replaced by fuel oil (*naft*).

The writer has observed the most simple type of kiln in Gilān. A beehive-shaped dome of 8 feet diameter and 5 feet high was built in ordinary mud bricks, leaving an entrance hole 2½ feet wide at the bottom and a smoke exit 12 inches in diameter at the top. This kiln was used for very plain, mainly hand-formed, cooking pots (*gamej*). After charging, the entrance hole was walled up, and the firing was done through three or four small openings at ground level by pushing branch wood into them continuously. Since this type of fuel is amply available in Gilān, the low efficiency of the kiln does not matter much.

The potters of Šāh-Rezā, a ceramic center near Isfahān, have a different type of kiln (Fig. 239). Here, two circular firing chambers (*jalokeh*) 10 feet in diameter and 12 feet in height are built side by side. Each has an under-floor firing duct (*zīr-e kūreh*) that leads the combustion gases from a firing pit (*čāl*, *ātes-hāneh*) on the outside of the kiln into the firing chamber through a large hole in the chamber's floor. The roof of each chamber is formed by a cupola (*tāq-e kūreh*) with a hole (*halqeh*) about 2 feet in diameter in

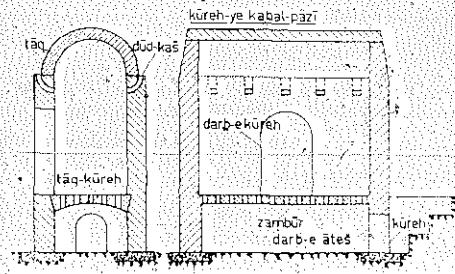


Figure 238 A Large Kiln (section)

the center. The unusual feature of this kiln is the large room above the two firing chambers, roofed by a single vault. This top room (*sar-e kūreh*, *dour-e kūreh*) is used as a drying chamber. The combustion gases rising from the firing chambers underneath pass through the ware stacked here before they finally reach the open air through a chimney (*dūd-kaš*) at the top of the drying chamber. When charging (*kūreh čidan*) one of the firing chambers, an assistant passes the dried vessels from the top chamber to the master through the hole in the roof of that firing chamber. The discharging is done through a comfortable opening (*kāf-e kūreh*) in the front of each firing chamber, sealed during the firing process. One chamber is fired at a time, the firing taking 48 hours, while the

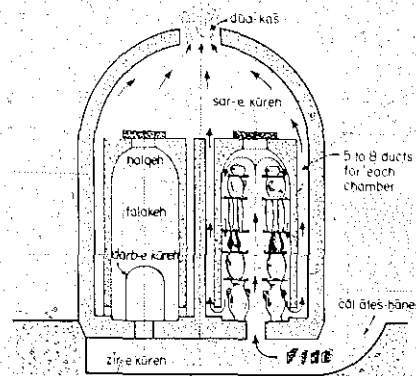


Figure 239 Kiln at Šāh Rezā (section)

other chamber is cooling down. Before firing one chamber begins, a large slab of burnt clay is pushed over the hole in the roof of the other chamber so that its ware is left to cool without being affected by the firing of the other chamber.

An almost modern, so-called down-draft kiln has been observed in Bīdoht in Horāsān. Here the kiln was a square chamber with a vaulted roof (Fig. 240) having a fire pit (*čāh-e āteš-hāneh*) on one side. The fire burns on the bottom of the

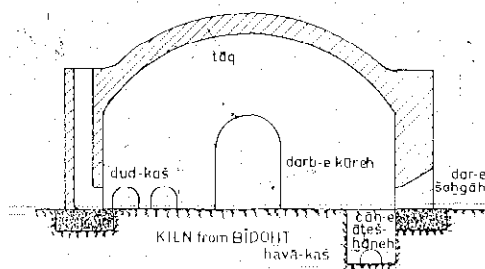


Figure 240 Kiln at Bīdoht (section)

pit and obtains primary air through an underground duct (*hāvā-kaš*). Firewood (*hīzum*) or brushwood (*pāteh*) is thrown into the pit through an opening (*dar-e sahgāh*) in the kiln wall. The walls opposite the fire pit have about a dozen openings at ground level that lead into as many chimneys (*māri, dūdkaš*) built into these walls. This means that the combustion gases first rise through the stacked ware to the vaulted ceiling and are then forced to descend to ground level in order to escape through the chimney openings. The speed of the gases is considerably reduced through the down-draft, and more efficient heating is achieved.

The most common type of potter's kiln, however, is one similar to the brick kiln, though much smaller. Kilns for finer ware have air holes (*darb-e havā*) at the sides of the combustion chamber for better control

of the combustion, to achieve either oxidizing or reducing atmosphere as the ware may require. Abūlqasim of Kāšān<sup>161</sup> mentions that in his days the kilns had many shelves (*tabaqeh*) formed by ceramic slabs which rested on clay pegs (*miḥ-e sefālin*). Modern potters still place their products on such shelves for the firing of quality ware. These kilns used to burn wood, especially wild almond (*gauz*) and willow (*bīd*) instead of desert shrubs with which the brick kilns were fired. Abūlqasim<sup>162</sup> emphasizes that the potters then removed the bark from the wood to achieve a smoke-free flame, a practice still customary with the Iṣfahān potters before the general change-over to oil firing.

### Glazemaking

It is common practice that potters and tilemakers prepare their own glazes (*rang, lo'āb, āteqeh*). In places with a highly developed ceramic industry, however, such as Kāšān and Iṣfahān, there are men who specialize as glazemakers (*sujjāy*), selling their products in the required colors to smaller potters or working as employees in larger potteries.

The first step in the production of glazes is the preparation of a frit (*ābgīneh, bulār-jouhar, sīseh*), a kind of alkaline glass. The raw materials are quartz (*rīg, sang-e bulār*), flint (*rīg-e čahmāq, čahmā, sang-e ātes*), and potash (*qālī ch, qillī ch, qaliyā, qaliyāb, kālā, kehīyāb*). The preparation of the latter is done by the potash burner (*qallā*). Many of them live in Qom and work on the fringe of the northern salt desert. Qom potash (*qaliyāb-e qomī*) is known for its high quality. For weeks the potash burners gather salt plants in the desert as long as they are not yet completely dry. The best

<sup>161</sup> H. Ritter, *et al.*, *op. cit.*, lines 233 ff. of MS Aya Sofia 3614.

<sup>162</sup> *Ibid.*, line 242.

of these plants is the common soda plant or saltwort (*Salsola kali*, *Salsola soda*, *Seidlitzia rosmarinus*, *osnān*, *osnūn*). Another one is *bandok*, *bondog* (*Quilaudia bonducella*). The burners collect all the plants in heaps and dig a pit (*cāl*) about 3 feet in diameter and 6 feet deep, start a fire at the bottom of it, and throw the plants into it so that they burn away, not with a hot and open flame, but rather slowly and smoldering. One donkey load after the other goes into the pit, and the ashes are left to cool overnight. They are collected next morning and taken to the burner's workshop. There he has a calcining furnace (*kāreh-rang*). It has a muffle that is heated from underneath. The saltwort ashes are placed in the muffle through a hole in its front wall in batches of 10 to 15 pounds. They are scraped back and forth over the muffle bottom with a scraping iron (*sih*) until the potash has calcined. It is then taken out of the furnace and dropped into a pit at the feet of the operator. After cooling it is stored away in blocks (*semā*) weighing about 10 pounds each.

Flint and quartz are usually collected in the dry river beds, unless there is a good quarry nearby, like those in the Kargez mountains near Natanz. The men charged with collecting the stones know how to distinguish quartzite pebbles (*rig*) from limestone (*āhak*) and gypsum rock (*gac*). To make sure, all stones are broken up in the potter's workshop. Unsuitable stones are sorted out, and particularly white ones are set aside for glazemaking while brown varieties are used for making the ground quartz to be added to the potter's clay to give it the right composition. The crushing and grinding of the stones has already been described when discussing the raw materials used by the potter. The quartz for the glaze frit must be very finely ground and is usually filtered through cloth (*kurbās*, *loḡ*) after grinding. Fifty-five pounds of ground quartz and 65 pounds of potash

are thoroughly mixed, and half a pound of manganese oxide (*maḡn*, *magnisā*) is added to obtain a clear glaze frit.

The frit mixture is placed into a special frit kiln (*bariz*) that has a hollow hearth (*cāl*). Here the materials are heated (*puhtān*) for eight hours and stirred with an iron ladle (*kafēh-ye āhanū*). When the mass has melted (*godāz sodan*) into a clear, bubble-free glass, it is taken out with the ladle and poured into a water-filled pit (*maḡākī*) in front of the kiln. During this quenching operation the glass frit breaks up into a small granulate (*dāneh-dāneh*) that is subsequently pounded, ground, sifted, and stored for further use.

#### Preparation of Metal Oxides

**Lead.** The most important metal used in the preparation of glazes is lead (*sorb*, *usrub*, *arzi*). It is added to the frit to act as a flux, in the form of dross of lead (*murdāsang*, *lāk-e sorb*), as lead oxide (*sangarf-e zāvūlī*), as red lead (*sirinj*, *isinj*) or occasionally as genuine white lead (*sapīdeh-zanān*).<sup>163</sup> Today potters are quite keen to buy old car batteries. Their lead is known as *sorb-e māšīnī* or *sorb-e bāterī*. They use the lead compounds of the plates directly after careful washing, and the remaining metallic grid of the plates is treated like ordinary lead, as will be shown.

Figure 241 shows a lead oxidizing furnace (*godāz*). Above the fire box there is a flat dish-shaped refractory crucible in which the lead is melted (*tābiḡeh kardān*) almost to red heat. There is a hole above the melt so that fresh air can reach the metal during the oxidizing process. The oxide (*gal*) forming on the surface of the melt is constantly skimmed off with a

<sup>163</sup> Meaning "White of Ladies," a name identical with the Latin term *blanchetum mulierum* for carbonate of lead.






Figure 241. An Oxidizing Furnace for Lead and Tin

scraper (*sih-e āhan-sarkaj, mijrafah*) until all the metal has turned into oxide (*hāk sodan*).

**Tin.** Lead oxide in any of the forms mentioned is used to obtain clear, transparent (*saffāf*) glazes. If, however, a white, opaque (*mošammal, mošmat*) enamel glaze is wanted, tin (*qal, rasāy*) is added to the frit in the form of tin oxide (*safidāb, safidāb*). Since many glazes also contain lead as a flux, it is common practice to oxidize lead and tin for these glazes in the same operation. Three parts of lead are melted (*godāz kardan*) first in the oxidizing furnace described above with a mild fire, and then one or two parts of tin are added. When this has been melted too the heat is increased and the whole is oxidized as explained for lead. This mixture<sup>164</sup> of oxides of lead and tin is likewise called *safidāb*. For lead-free opaque glazes pure tin oxide is made in the same furnace.

**Copper.** This metal is the main coloring agent to obtain a blue (*ābi*) color in alkaline glazes and a bright turquoise (*firūzeh*) in lead glazes. It is added to the

frit as a pigment in the form of copper oxide. The copper oxidizing furnace (Fig. 242) is charged with copper filings and lathe shavings (*tufāl-e mes, tūbāl-e mes, sūvāl-e mes, raudeš*) bought from the coppersmith. The fire underneath brings the copper to red heat. As the flames pass through the shavings, additional air is drawn from the upper hole of the furnace, and the copper gradually turns into oxide. The furnace shown is charged with a hundredweight of copper. It takes eight hours to complete the oxidization. When cooled the oxide is carefully collected and stored as "burnt copper" (*nahās, mes-e moharraq, tufāl*).

**Iron.** Iron oxide in clear glazes produces a yellow (*zard*) to pale green (*tariyāki*) color. Mixed with copper oxide it produces a bright green (*sabz*). There is no need for the potter to produce iron oxide, as the blacksmith collects more hammer-scale (*tūbāl-e hadid-e moharraq*) around his anvil than the potter can ever use.

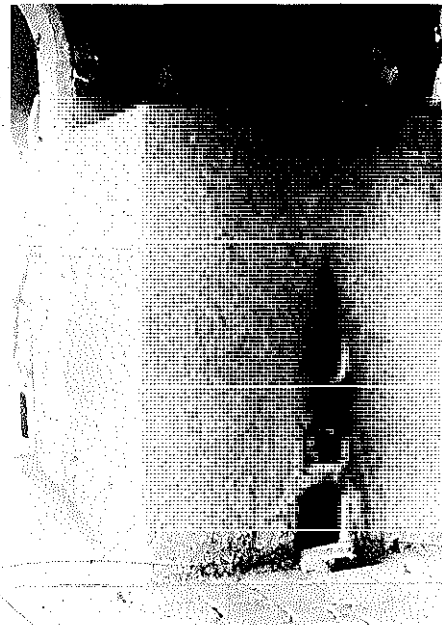


Figure 242. A Copper Oxidizing Furnace

<sup>164</sup> Oxidization of lead and tin combined is already mentioned by Abūlqasim.

**Gold.** Pure gold (*zar, telā*) is used by the Persian potter for high-class ware to produce a beautiful red to purple hue (*qermēz-e parpar, yāqūtiyeh*) or a gilded surface (*moqallā*) with the gold in colloidal suspension in the clear glaze. For each of these applications the gold is dissolved in a mixture of nitric, sulphuric, and hydrochloric acids. This mixture is produced by the potter in a genuine "alembic" (*ambīq*), probably the last remnant of medieval alchemy still in operation. The center of the alembic or still (*qar ambīq*) is the retort (*qar*), a glass flask containing the chemicals (*davā, adviyejāl*) that are made up of pyrites or yellow vitriol (*zāj-e zard, zāq*), together with salt and saltpeter deposits (*šūrch*) and pure saltpeter (*namak-e turki*). This retort (center in Fig. 243) is



Figure 243. An Alembic or Still

protected from the direct flame of the furnace (*kūrch-ye qar ambīq*) by a heavy coat of mud mixed with the seeds of bulrushes (*gel-e lū'idār*). The acids (*jouhār, lizāb*) developing inside the retort vaporize (*araq kardan*) and condense (*čakeh kardan*) in the still head (*ambīq*), from where they run into the receiver (*šīseh*). This crude form of aqua regia (*lizāb*) is capable of dissolving gold. When added to the ground frit, the gold solution produces the effects mentioned.

**Cobalt.** The oxide of this metal, which played such an important part in the past,

is still being mined near Kāšān and Qom, especially in the Kohrūd mountains between the villages Gujar and Kohrūd. The mines have been the property of a local family for centuries. Members of this family work the deposits by removing the oxides from small pockets in the rocks, known in English as cobalt wads. The cobalt oxide (*hāk-e lājvard, gel-e lājvard, sang-e lājvard*) is mixed with impurities, mainly clay and manganese oxide. Formed into balls (*gomēch-lājvard*) of 1 *čārak* weight (1.5 pounds), the mineral is sold to a local "alchemist" (*isfarjānī, kimiya-gar*) who washes the impurities out and either sells the reasonably pure cobalt oxide to the potter or produces a glass frit of a high cobalt content that the potter can dilute with clear glaze to the desired strength.

**Other coloring pigments.** Apart from cobalt there are a number of other pigments that are mined as oxides or other compounds and can be used directly by the potter in the preparation of his glazes. The most important are antimony ore (*izmid, usmud*), antimony in the form of auripigment (*sumeh*) or as colyrium (*kohl*), arsenic (*zarūj*), and manganese oxide (*magū, magnīsā, magnīsiyā*). A mineral known as *siyāh-qalam*, consists of 85 per cent chromite, 10 per cent manganese, and 5 per cent magnesium silicate. It is used to paint the outlines of some designs and turns into a deep black after firing. Other pigments are verdigris (*zinjā*) and lapis lazuli or ultramarine, also called *lājvard*. Genuine lapis lazuli is rarely added as a pigment, if at all, then only to produce a deep ultramarine blue hue. Some of the hard mineral pigments are ground on a flat or slightly concave rubbing stone (*sang-e meškī, sang-e sehlāyeh*).

**Glazing.** For the final application of the glaze (*lo'āb kardan*) to the biscuit-fired ware (*yak-ātes*) the potter or tilemaker mixes the frit with the pigments to obtain

the required color (*bā rang mahlūt kardan*), then adds pure white clay, potash, and some syrup of grapes (*dūšāb, šīreh-ye angūr*) or vinegar (*serkeh*). Potash, syrup, and vinegar might be a surprise to the Western potter, but Schumann,<sup>165</sup> while searching for the Greek vase painting techniques, has found by experiments that the Greeks added potash to the clay slip and that it acted as a "peptizer" or a means of preventing the extremely fine clay particles from coagulating into coarse clots. The addition of syrup, vinegar, or urine provided what Schumann calls a protective colloid, maintaining the suspension of all fine particles as long as possible.

All materials are carefully weighed, the correct proportions being known by tradition and from experience. Mixed with water, the materials are passed through a wet quern (Fig. 219, p. 151) several times; finally some gum tragacanth (*katīreh, kalīā*) is added, which acts as a binder for the fine glaze particles. The mixture is poured into a vat (*qadah*). Figure 244 shows how a tilemaker (*kāsi-pāz*) pours the glaze (*rang zādan, rang varkanī*), using a little pouring dish (*piyālch*). Holding the tile at an angle, he tries to avoid the formation of air bubbles (*jās*). Vessels are treated similarly or dipped (Fig. 245).

After the application of the raw glaze, the objects are placed in a special glazing kiln (*kūreh-ye rang-pāz, kūreh-rang, kūreh-ye lū ābī*) or in a tile-glazing kiln (*kūreh-ye kāsi-pāzi*). Such a kiln is shown in Fig. 246. It is a muffle kiln. Other potters use their ordinary kilns and place delicate ware into saggars (*qāleb-e saffālīn*) with lids (*makāb-keh*). Many vessels are only fired (*tabh*) once, others twice, and others again a third time. Decorated tiles, for instance, are biscuit fired first, then fired with a

<sup>165</sup> T. Schumann, "Oberflächenverzierungen in der antiken Töpferkunst," pp. 408-426 and "Terra Sigillata und Schwarz-Rot-Malerei der Griechen," pp. 356-358.




Figure 244 Pouring Glaze



Figure 245 Applying Glaze by Dipping

white opaque tin glaze for eight hours, cooled in the kiln for two days, and then handed over to a glaze painter (*monaqēs, naqqās*) for decorating (*naqqāt kardan, taṭyīn*). The design for these decorations is transferred with a perforated paper stencil (*naqqch*) and a small bag containing fine charcoal dust (*hāk-e angāl*) that penetrates



Figure 246 Firing a Tile-Glazing Kiln



Figure 247 Applying Decorating Glaze

the holes of the stencil and adheres to the ware in small spots. The painter applies a pigmented glaze (*liqeh-ye do-ales*) with a fine-hair brush (*qalam-ye nu*) (Fig. 247), following the stenciled design. A third firing in the same kiln fixes these so-called overglaze paints.

### Stone Paste Potter

It will be remembered from the introduction to this section that already in prehistoric times the potters of the Middle East made ceramic objects from a quartz-frit paste that was glazed over with an alkaline turquoise glaze. The art of making vessels in this technique is still alive, and those engaged in it are called *aliqeh-saz* or *sangineh-saz*, meaning "stone paste potter." Ware of this kind is made in Isfahan, Natanz, Kāshān, and Qom. Most of it is sold in the latter town to the many pilgrims visiting the shrine of Fāṭimeh, as it seems to be an old tradition to take a vase or dish home from Qom, not to forget a number of turquoise stone paste beads for good luck.

The body (*gel, rig*) is composed of 70 to 80 per cent white quartz or flint, 10 to 20 per cent of an extremely fine clay (*gel-e bāteh, gel-e safid*), so fine that modern ceramists would call it bentonite, and 10 per cent frit of the same composition as described above for glazemaking. The most suitable type of clay is named *gel-e cāhrisāh* after a village about fifty miles from Isfahan that has a large deposit of it. After quarrying it is soaked in water (*āb nās rihān*), thus turned into a thin slip and filtered (*hūs kardan*) through a cloth to separate any coarse material. Flint and frit are treated in the same way as for glazemaking. All components are carefully weighed, mixed and thoroughly kneaded. The mass is not as plastic as common clay but can be thrown on the wheel (*sāhtan nā-ye cāh*). Whereas the common potter throws most of his vessels in one piece (*yak fasli*), the stone paste potter finds it easier to make most of his vessels in two pieces (*do-fasli*) as shown in Fig. 248, or even in three. The pieces (*fasl*) are thrown independently on the wheel and left to dry. When sufficiently dried the edges of the sections are moistened and the




Figure 248. Joining Stone Paste Ware in Several Pieces

sections cemented together (*časbidan*, *časb kardan*) by adding some of the paste. After a further drying the joint (*band*) is smoothed over with a turning tool (*kārd-e tarās*). To obtain a dense and even surface the whole vessel is dipped (*lāyeh var kardan*) into a slip or cast over with slip (*lāyeh dādan*) from a small dish. This slip (*lāyeh, rū ī*) is made from 90 per cent extremely finely ground white quartz, 7 to 9 per cent bentonite clay, and 1 per cent gum tragacanth. For decorating, the outlines of the design are applied (*naqš kašidan*) with a brush (*qalam*, Fig. 249). The pigment is a mineral containing chromite, manganese, and magnesium silicate coming from a mine near Natanz and is called *siyāh-qalam*. When the line work is completed, ground enamel glazes (*minā*) in different colors are applied (*rang āmi-zī*) between the black lines, and finally the whole is dipped into a clear alkaline glaze that is made from 90 per cent frit, 9 per cent broken glass, and 1 per cent tragacanth. The vessels are left to dry well and are fired (*āteš dādan*) in a muffle kiln. The melting of the glaze (*to āb sāf sodan*) on the vessels is observed through a peephole, and the kiln is left to cool for three days after completing the firing in order to prevent glaze cracks (*hord*). With this precaution the glaze fuses well onto the surface, appar-

ently on account of frit in the body as well as in the glaze.

A variation of this technique is the cutting (*kandān*) of relief work (*barjesteh*, *gol-barjesteh*) into the surface of vessels with a carving tool. An unusual technique to obtain relief work has been observed in Natanz. Here the painter (*naqqās*) applied a sugar syrup solution (*časb-e šakar*) with a brush wherever the black outlines indicated flowers and other ornaments. The sugar hardened the surface sufficiently so that when the whole surface was brushed with a coarse brush (*boros*), the background, which was not hardened by the syrup, gradually crumbled away. The brushing was continued until the background had receded about  $\frac{1}{8}$ -inch. Then enamel glaze was painted over the flower work, and the whole was dipped into clear turquoise glaze. After firing, the glaze appeared somewhat deeper in color over



Figure 249. Applying Pigment to Stone Paste Ware

the brushed-away areas while the enamel colors were hardly affected by the glaze.

Apart from vessels the stone paste potters also produce glazed tiles in the paste technique (*hešt-e lo'ābī*) and, lately, electrical insulators.

#### Stone Paste Bead Maker

A real leftover from 6,000 years ago in the ceramic industry is the trade of the stone paste bead maker (*mohreh-sāz*), who produces nothing but turquoise colored beads (*mohreh*). One master observed in Qom employed a dozen assistants, and his annual consumption of potash alone was over fifty tons. The stone paste body was similar to the one used by the stone paste potter. Little children squatting on the ground filled tray after tray with balls 3/4-inch diameter by quickly rolling small lumps of the paste in the palms of their hands. Other young assistants drilled holes (*sūāh kardan*) through them on bow-operated simple drilling benches (*chāh-mach*). When dry, these beads were dipped into alkaline glaze containing copper oxide as a pigment. According to one master, freshly rolled and pierced beads, about two dozen at a time, were placed into a flat dish that had the bottom sprinkled with a dry mix of frit and oxide. The beads were shaken and rolled around in the dish and became evenly coated with the glaze powder. All these beads fired into a particularly bright turquoise (*jūzchī*). The Qom masters were reluctant about giving more details, for instance, how they fired the beads with the dry glaze powder on them. Probably they feared competition, as the manufacture of these beads has been a monopoly of Qom, from where they are sold all over Persia.

#### Glassmaker

It has been shown that in antiquity Mesopotamia was the leading country in

the development of glazes for ceramic ware. Considering that glazes and glass are identical in their composition; it is not surprising to find a highly developed glass industry in Sumer, Babylonia, and Assyria. Archaeologists have proved that true glass (as different from the early Egyptian fused quartz or soda-lime glass) was already manufactured in Sumer during the third millennium B.C.,<sup>166</sup> and was imported into Egypt after 2600 B.C. but was not manufactured there before 1500 B.C. Babylonian recipe tablets<sup>167</sup> and especially Assyrian chemo-technical texts on glass technology of 625 B.C.<sup>168</sup> are proof of the high standard of the glass industry in an area close to Persia. From the Persian province of Hūzistān, the region of ancient Elam, we have evidence of a glass industry that must have flourished about the thirteenth century B.C. Ghirshman<sup>169</sup> has excavated many small glass bottles from the ziggurat at Coga-Zambil, as well as large quantities of glass tubes, with a 1/4-inch outside diameter, 1/4-inch hole diameter, and 30 inches in length. They are made of coiled black and white opaque glass and it seems that they have been used as window grills. A temple door contained inlaid glass mosaic; the colors too were white and black, and some pieces still had traces of melted-on gold and silver. And yet, little evidence of an extensive use of glass during Achaemenian times has come to light. Among rich finds in the Treasury of Persepolis<sup>170</sup> there are only a few glass vessels, mainly mold-blown, some with wheel-cut decorations, transparent and not tinted in any color. But an Athenian ambassador to the Persian Court of that

<sup>166</sup> R. J. Forbes, *op. cit.*, Vol. 5, p. 113.

<sup>167</sup> G. J. Gadd and R. Campbell-Thompson, *op. cit.*, pp. 87-96.

<sup>168</sup> B. Meissner, *Babylonien und Assyrien*, and R. J. Forbes, *op. cit.*, Vol. 5, pp. 135, 200.

<sup>169</sup> R. Ghirshman, "The Ziggurat at Tchoga Zambil," pp. 68-81.

<sup>170</sup> E. F. Schmidt, *op. cit.*, p. 84.

time mentioned that the Persians dykâk their wine from glass cups. Aristophanes (448-385 B.C.) also noticed this custom in his play *The Acharnians*.

During Hellenistic times a glass industry had been established by the Phoenicians on the shore of the Mediterranean near Sidon. Although Pliny credited the Phoenicians with the invention of glassmaking, it is believed today that they learned the art in Babylon. This corresponds to a Talmudic tradition<sup>171</sup> that the Jews learned glassmaking there during their second captivity. Phoenician and Jewish glass were both highly valued in preimperial Rome. From the many finds of glass objects that belong to Parthian and Sassanian times, it must be assumed that the art of glassmaking had spread to Persia almost at the same time. The skill of the Sassanian glassmaker was quite remarkable, especially in the art of decorating glass by wheel cutting. One of the best examples that has come to us is the cup of King Husrôu I, which is today in the Bibliothèque Nationale at Paris.

It appears that the glassmakers, like so many other craftsmen, continued to work in the Sassanian style during early Islamic times. Many glass objects have been found at Samarra and more still at Ray. Figure 250 shows such wheel-cut glass of the seventh to tenth centuries A.D. from Ray and Säveh. Ordinary glassware, obviously pipe-blown, was clear white and undecorated. More valuable glass was blown first into a plain mold to give the object its general shape, then into a mold with straight flutes. While the glass was still on the end of the blow pipe and in its plastic state, the glass-blower must have given it a rapid twisting, thus producing spiral-fluted effects whenever these were what he wanted. Other objects have been blown

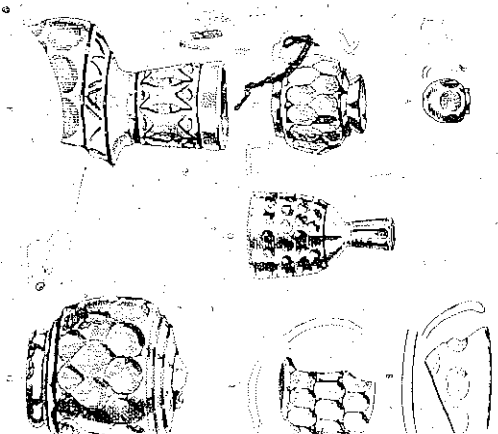


Figure 250. Wheel-Cut Glass, Seventh to Tenth Centuries A.D., from C. T. Lamm, *Glass from Iran, reproduced by permission of the publisher, the National Museum, Stockholm.*

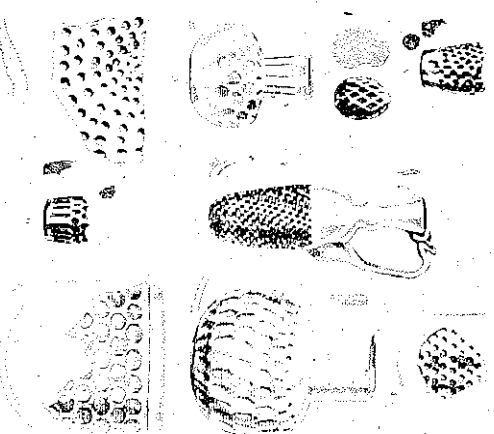


Figure 251. Ornamental Mold-Blown Glass, Sixth to Tenth Centuries A.D., from C. T. Lamm, *Glass from Iran, reproduced by permission of the National Museum, Stockholm.*

<sup>171</sup> R. J. Forbes, *op. cit.*, Vol. 5, p. 118.

into molds with honey-comb carvings or others with so-called pigeon-eye decorations (Fig. 251). Already very early in Islamic times the Syrian technique of decorating by applying glass threads, coils, and blobs in different colors can be observed. Many of these glasses have ornaments stamped onto the glass blobs; some carry the master's name and the place of manufacture.<sup>172</sup>

There must have been a general decline in the glassmakers' craft during the centuries after the Mongol invasion. When Chardin visited Persia between 1664 and 1681 he was not much impressed with their skill. After praising many other crafts he begins a new chapter:<sup>173</sup> "These are the arts and crafts the Persians do not understand: the art of glassmaking. There are

Figure 252 Fluted and Applied Ornament Glass from Shiraz, Early Nineteenth Century



<sup>172</sup> C. J. Lamm, *Glass from Iran*, p. 11, Pl. 28.

<sup>173</sup> Sir J. Chardin, *op. cit.*, p. 275.

glassblowers all over Persia, but most of the glass is full of flaws and bladders and it is greyish. . . . the glass of Shiraz is the finest in the country, that of Isfahan on the contrary is the sorriest, because it is only glass melted again." This is confirmed by Father Raphaël du Mans,<sup>174</sup> who saw Persia in 1660 and likewise observed that the glassmakers (*šīseh-gar*) of Isfahan merely remelted old glass, whereas those of Shiraz made new glass. Despite an attempt by Šāh 'Abbās to revive the industry with the help of Italian artisans from Venice<sup>175</sup> the glassmaker did not rise much above a humble supplier of locally used common glass in the subsequent centuries. Polak,<sup>176</sup> who traveled in Persia in 1859, observed that "nearly every greater town has a glass melting furnace for local use, but glass from Qom and Shiraz is the best." Glass from there is shown in Fig. 252.

#### The Modern Glassmaker

The center of the glassworks (*šīseh-gar-hāneh*, *kārkhāneh-ye šīseh-gari*) is a large glass-melting kiln (*kūreh-ye šīseh-gari*, Fig. 253). The fire box is built below ground level and is reached by a number of steps. The fuel, desert shrubs until recently and mainly oil today, is fed through a fire hole (*kalāf*), and the flames pass through a relatively small grill (*zambūrak*) in the kiln floor into the kiln chamber. The floor of this chamber forms a ring-shaped pan (*čāl*) around the center grill. The pan is charged with broken glass (*hvardeh-ye šīseh*) through a door hole (*dahāneh*), and if not enough of this is available, with additional raw glass (*qiyar*). The raw glass for the Tehrān glassworks is made at Qom. To make a quantity of the melted glass

<sup>174</sup> Raphaël (le père) du Mans, *Estat de la Perse en 1660*.

<sup>175</sup> C. J. Lamm, *op. cit.*, p. 7.

<sup>176</sup> J. E. Polak, *Persien, das Land und seine Bewohner*, p. 179.



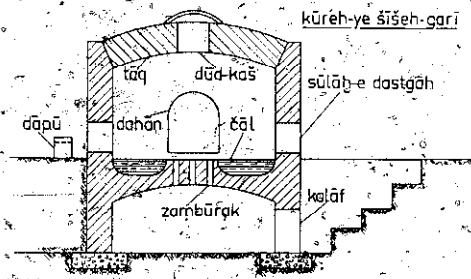


Figure 253 Glassmaker's Kiln near Tehrān (section)

(*giyūneh*) out of the pan the blowers pass their blow pipes (*dastgāh*) through a number of smaller working holes (*sūlāh-e dastgāh*) in the four walls of the kiln (Fig. 254). The flames leave the furnace through the same holes. In this way the

glassmaker forces the fire to pass over the glass inside the kiln and keep it hot. At the same time he can reheat the glass blob at the end of his pipe in front of a working hole during the blowing operation (*bād kardān*, *fūt kardan*, *puš kardan*). A block (*dāpū*) made of a soft stone (*sang-e bargān*) is situated in front of each working hole. It takes the heavy weight of the blow pipe and serves as a general working bench for the glassmaker. When blowing is completed the object is touched with a cold form-iron (*vāgīreh*) and severed from the pipe. The manufactured glassware is placed in a cooling furnace (*garmhāneh*) for 24 hours.

Glass objects today (*šīseh*, *zujāj*) are undecorated and purely utilitarian. They include large bottles (*kūpeh-serkeh*), some with wide necks (*martabān*), small bottles with narrow necks (*longī*), small bottles



Figure 254 Glass Blower Takes Melted Glass out of Furnace

with wide necks (*hoqqeh*), fruit-preserving jars (*morabbā'i*, *bānkeh*), battery glasses (*šīsh-ye qoveh*) for the old telegraph system; milk bottles (*širdān*), flower vases (*goldāntoq*), and glass insets (*golgūm*) for the skylights of domed buildings. Tehrān has

modern glassworks operating with imported machinery, whereas Isfahān has its glassworks partly modernized insofar as the melted glass is taken out of the furnace manually, dropped into a press mold, and blown by compressed air.

## TEXTILE CRAFTS AND LEATHER CRAFTS

### Development and Diffusion of Important Textile Techniques

The Persian craftsman's contributions to progress within a craft can nowhere better be demonstrated than in the development of the textile industry.

An eminent research worker<sup>1</sup> in Persian textiles made the following remark:

However little we may know of the other aspects of a civilization, if we find numerous and complex weaving techniques exacted with skill, we can infer that the community in question was highly involved and had advanced standards of living; and when the technical methods in this craft pass from one centre to another we may conclude that there was also a transfer in the same direction of other technical and artistic and quite possibly also intellectual, economic and political ideas.

Persia benefits largely from her central geographical position in the field of tex-

tiles, too. China in the Far East had great experience in fine silk weaving, the Central Asian pastoral people, making use of their wool, evolved the knotted rug, while the Syrians in the west were for centuries famous weavers of wool and linen, and India in the south developed cotton growing and its use in textile. Persia was able to draw from all these sources, but wherever the Persian weaver had adopted a new technique he rapidly assimilated it to his own style and tried to improve on it technically. If basic inventions originated outside the country, the most perfect realization was often achieved in Persia as we shall see, and supremacy in textile techniques has been maintained for well over 1,500 years.

Textiles in Persia can be traced back into the beginning of the Neolithic age. Excavations in the early 1950's in a cave near the Caspian Sea produced evidence of woven sheep's wool and goat hair, dated

<sup>1</sup> P. Ackermann in A. U. Pope and E. Ackerman, eds., *A Survey of Persian Art*, p. 2175.




Figure 280 A Tent Fabric Loom from Sistān

the tripod with its heddle rod and shed rod is placed at one end of the warp and as work progresses the tripod is moved forward from time to time.

It should be mentioned here that this heddle rod loom is not only used for plain weaves like those of the tent fabric weavers (*tōn-bāfi*) shown in Fig. 280, but this principle is also applied to all carpet and tapestry looms, regardless of whether they are horizontal or turned upright and mounted on two posts, the only difference being that in carpet weaving a row of piles is knotted-in before the next weft is passed through.

#### The Band Loom

A loom in many aspects similar to the one just described and yet different in others is the band loom (*daštāh-e jājim-bāfi*) used by the nomads for the weaving

of gaily colored bands (*jājim, jājim*). Figure 281 shows a narrow warp stretched out on the ground, the heddle rod suspended from a tripod by ropes. The shed rod, however, is no longer a round pole but a flat board with rounded edges. In the "heddle up" position it is lying flat and pushed back. After the insertion of the weft the board is pulled forward, acting as a beater for compacting the weft. It is then turned on edge for the "heddle down" position, thus producing a comfortable counter shed. Before pushing it back it is used as a beater again. A close inspection of Fig. 281 shows that the woven fabric has a pronounced pattern design, part of it coming from the striped warp, but another pattern-forming feature is the repeated appearance of some of the warp threads on the surface. Those warp threads that are to float are carried over a separate stick in front of the heddle rod.




Figure 281. A Band Loom.

These warp threads that would otherwise go down with the shed rod are kept up by the stick and show on the surface of the fabric. For those parts of the pattern where the loom is to revert to normal binding, the stick is pushed back.

It should be noted here that even a simple loom with a heddle rod can be used both for weft pattern weaves like tapestry or for warp patterns like *jājim*, and further that the introduction of a stick to control some of the warp threads is the first step toward a multiheddled loom. In Southeast Asia the control of the warp design by sticks to achieve complex patterns has been developed into a fine art. The writer observed in Laos that up to forty sticks were used to produce one pattern. The stick system seems to have been the precursor of a genuine draw loom.

#### *The Horizontal Multiheddled Loom*

The development from the rather primitive horizontal ground loom with just one

heddle rod to a loom with more than one treadle-operated heddle must have taken centuries, but only a few steps of the development have been traced so far. Whereas for a long time the Greeks and Romans used a vertical loom with a weighted warp instead of the warp beam, treadle-operated heddles are known to have existed in Egypt from the second century B.C. on.<sup>54</sup> At a sixth-century A.D. monastery excavated near Thebes, loom pits have been found that were clearly designed to provide space for the treadles to control the heddles of this loom. The fulcrum for the pedals can still be seen in some of these pits.

Warp-weighted vertical looms have been in use in the Middle East since Neolithic times, as evidenced by many warp weights found by archaeologists,<sup>55</sup> but whereas the Greek, Roman, and North European looms had the cloth beam up and the warp with its weights hanging down, forcing the weaver to work upwards, in Persia we find a loom that seems to have developed from the horizontal loom with its two beams by two modifications:

(a) By leading the warp around a deflecting pole (Figs. 282 and 283), at an angle toward the ceiling, then vertically over warp suspension pulleys (Fig. 284), a much longer warp can be placed into the loom by balling it up and having it suspended under constant tension by weights. We now have a loom that is conveniently horizontal but has the advantage of having warp weights.

(b) By introducing an easily operated treadle mechanism enabling the weaver to handle a greater number of heddles in a predetermined sequence, as described below in the following paragraph. In Egypt as well as in Persia the treadles were placed in a pit, where they still are in

<sup>54</sup> R. J. Forbes, *op. cit.*, Vol. 4, p. 215.

<sup>55</sup> *Ibid.*, p. 199.




Figure 282 A Horizontal Warp-Weighted Loom

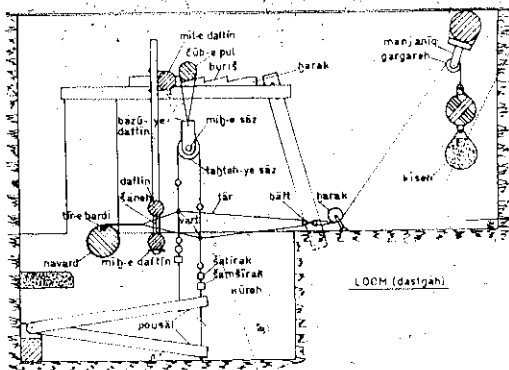


Figure 283 Elements of the Horizontal Warp-Weighted Loom

many parts of Persia, e.g., in Isfahān, Yazd, Kermān (see Fig. 283). Even if looms are built completely above ground level, the former existence of a pit for the treadles is still reflected in the name, *pāñāl*, for the whole loom in Māzandarān, literally meaning foot-pit. Similar developments of a treadle mechanism must have taken place in China and India,<sup>56</sup> but clear priorities have so far not been established.

In the following description some technical details are given of a loom at Yazd, the home of Persia's silk-weaving industry since medieval times. The warp (*tār, tūn, ċelleh, ċelūn*) has been prepared on the

<sup>56</sup> F. Orth, *op. cit.*, p. 92.




Figure 284 Warp Suspension

warping frame (*ċelleh-tūn, ċelleh-davānī*) by the silk winder. The weaver (*nassāj, nāsij, bāfandeh*) had given it to the heddle maker, and he strings it now to the loom (*dastgāh*, Fig. 285) by knotting the warp thread




Figure 285 A Twelve-Heddled Loom

ends in strands to a stick (*tir-e bardī*) that fits into the slot of the breast beam (*navard, nouvard, nouhard, kāgazak, qāzak*). The beam has an iron shaft (*mih-e kāgazak*) that runs in bearings (*kavījak*) attached to the side walls of the loom pit (*kūreh*). The breast beam is locked with a peg (*dar andāz, bar andāz, dailam*) and can be rotated with a lever (*pahlū-kaš*). Following the warp threads we see them passing through the reed (*šāneh*) that the weaver inserts into the batten (*daftī, daftīn*), a quadrilateral frame that oscillates and beats the reed against the weft (*pūl*). The batten has two vertical arms (*bāzū-ye daftīn, bā'ū-ye daftīn, bābak*), and it swings about a horizontal axis (*mīl-e daftīn*) that runs in a pair of bearings (*qāz*). The reed is held inside the batten with a pair of pegs (*mih-e daftīn*) and the batten arm is kept tight with a tourniquet (*tāb-e pič, tou-pič*). After leaving the reed the warp goes through a series of heddles (*vard, jūjeh*) that are suspended over balancing pulley blocks (*tahteh-ye sāz, arūsak*). They run on iron axles (*mih-e sāz*) and are well balanced against each other, finally ending up in two large pulleys suspended from a beam (*čūb-e pol*). The position of this beam can be adjusted by placing it into different notches (*burīš*) on the adjusting board (*harak*). On the lower end the heddles are connected, over balancing levers (*šatīrak*) to jibbet levers (*šamšeh, šamšīrak*) which, in turn, are linked to the treadles (*pā, poušāl*, Fig. 283). A shed (*čārak-kār, radīf, dahāneh, čar*) is formed each time the weaver presses one of these treadles down in a predetermined sequence, and a weft is passed through with the shuttle (*mākū, mākūk*). The latter is often made of the wood of the persimmon tree (*hormālū*), has a smoothly pointed end (*louq*), and the weft thread is supplied from a bobbin running on an iron peg (*mīl*) inside the shuttle. The weft thread leaves the shuttle through a bone-eyelet (*mastūreh, masūreh*). To prevent over-

running of the bobbin, a pair of springs (*par-e mākū*) acts as a brake. A broad holder or temple (*mātīz, mīlīz, matīt*, third from top, Fig. 277) on the woven part keeps the cloth at a given width. Following the warp still further we come to the cross or lease (*bāst, ešdi, čap-š-rāst, piš*) originally made by the warp winder and now held in position by two rods (*jūjeh, nai*). Hereafter the warp turns around a strong deflection pole (*harak*) that is attached to the ground over a shackle. Beyond this pole the warp rises in strands at an angle toward the warp suspension frame (*manjanīq*), which is tied to a heavy beam on the ceiling carrying a number of guide pulleys (*gar-gāreh, gar-gar*). The strands run over these pulleys and drop perpendicularly down, ending in the warp balls (*qalambak*) on wooden pegs (*sok*) that are weighted with sandbags (*kīseh*). As the work proceeds and the woven cloth is wound around the breast beam, the warp balls with their weight bags rise. When they approach the pulleys the weaver lets their warp strands off until the sandbags are close to the ground again, and the loom is set for the weaving of a further 5 to 6 feet of fabric.

#### The Čador-Šab Loom

In the Caspian provinces of Gilān and Māzandarān, with their high rainfall figures, it must have been difficult to keep the treadle pit dry. Here the whole loom (*pāčāl*) is above ground level (Fig. 286). It consists of a rectangular frame (*čārpāyeh*) with two short columns holding the breast beam (*nōrd*), and two longer columns holding at their upper end a warp-diverting beam (*sar-gāh*) and further down the warp beam (*nōrd*). The loom is used for the weaving of the *čador-šab*, a cloth traditionally worn around the waist by the women of these provinces. The warp




Figure 286 A Čador-Šab Loom

(*rīšteḥ*) is prepared by a specialist who, with the advice of the weaver (*čador-bāf*), winds the warp, makes the heddles, and threads the warp into the heddles and the reed, all this preparatory work being referred to as *rajeḥ kardan*. The material mainly used is a silk thread made from broken-up (*porz kardan*) silk cocoons. This silk is combed over a wool comb and spun on a wheel. The warp ends are knotted to thin steel blades (*gaibeh*) that are inserted into slots in breast and warp beams. The warp cross (*lāh-e gāzkon*) is tied to the warp-diverting beam. The heddles (*vard*), two in the loom shown, but often more for complex patterns, are suspended from the ceiling over a pair of pulleys (*čarḥ*) and connected to the treadles by thin ropes. By pressing the treadle lever (*pā fešār dādan*), the weaver forms a shed (*kār-dahān*), throws (*ilāk dādan*) the shuttle (*mākū*) and compounds\* (*pārčeh šāneh zadan*) the weft with the reed (*šāneh*). The width of the

cloth is maintained by a toothed broad holder (*arreč*). The shuttle bobbins (*māsū-reh*) are filled from a winding reel (*kalāf-pič*). After a certain length of fabric has been woven the weaver loosens the warp beam with a release lever (*nōrd-gardān*) and winds the woven cloth on the breast beam, turning it with another lever (*dast-kaš*).

#### The Draw Loom

The looms described so far limit the weaving of patterned design to geometrical figures whose complexity depends essentially on the number of heddles used. Free-figured design is only possible on a draw loom whose harness permits the control of every one of the warp threads. The development of this loom has been shown in the introduction to this chapter, and it is this loom that is described in the following paragraph in the form that still






Figure 287 A Draw Loom

existed at Isfahān and Tehrān in 1963 (Fig. 287).

The draw loom (*dastgāh-e naq̄seh-bandī*, *dastgāh-e naq̄s-bandī*, *dastgāh-e zari-bāfī*) has basically the same construction as the multiheddled loom, but in addition has a number of features needed for the weaving of free-figured patterns.

1. Instead of a single warp the draw loom has two, an upper warp (*čelleh-rū'ī*) and a lower warp (*čelleh-zamīneh*).

2. It has the same set of standard heddles as the ordinary cloth loom, here called binder heddles, operating on the binder or ground warp, but in addition it has a draw harness (*naq̄seh*, *dastūn*) that operates on the figure warp only (Fig. 288). The latter consists of a large number of vertical drawstrings (*dastūr*, *mošteh*) that converge on a wooden support (*čūb-e dastūr*, *qalambok*) near the ceiling. At its lower end each drawstring is connected to

a horizontal gut string (*zeh*) in a cross harness (*čelūt*, *selūt*, *šlūt*). The purpose of this cross harness is to reduce the number of vertical drawstrings to a fraction of the number of warp threads to be lifted, or to see it from the pattern, the cross harness permits the brocade weaver (*zari-bāf*) to weave several repeat patterns across the width of the fabric with the harness outfit for one pattern only (Fig. 289). This drawing and Fig. 290 show that, with the lifting of the one drawstring, the cross harness gut string is lifted and with it, in this case, eight mails (*roh*, *vard*) attached to eight warp threads; the resulting pattern will therefore be repeated eight times. Each of the vertical drawstrings continues below the warp, carrying at its end a metal weight (*langar-e vard*) to draw the harness back into its original position when released.

3. When the brocade weaver sets the

draw harness for the required design he places one circular loop (*gūšvāreh*) around all those vertical drawstrings that will have to be lifted for the weaving of the first figure weft. This loop is carefully hung over one side of the extension of the string-

supporting rod. The combination of strings to be drawn for the next figure weft is likewise surrounded by a loop that is placed next to the previous one, and so on until all drawstrings are grouped for the complete figure (top of Fig. 291).



Figure 288 Draw Harness and Cross Harness




Figure 290 Warp, Cross Harness, and Draw Harness

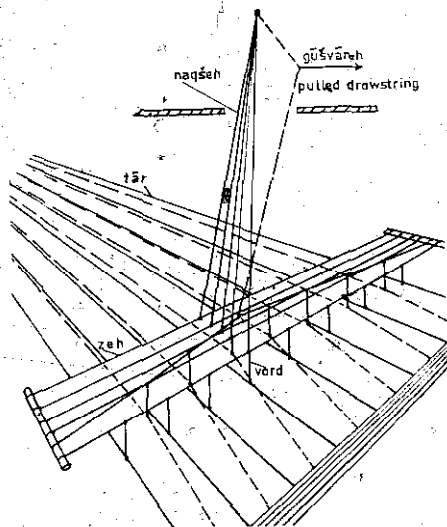


Figure 289 A Shed Formed by Draw Harness



Figure 291 A Draw Boy Lifting Drawstrings

4. A draw boy sits on a board on top of the loom right in front of the draw harness (Fig. 291), and he works to the following rhythm: The weaver forms a shed by pressing the treadle for the binder heddles and throws the shuttle across (*mākū andāhian*), thus placing a standard weft into the shed. He then releases the treadle, brings the heddles into a neutral position, and beats the weft in with the reed. At this moment the draw boy pulls the first loop (*gūšvāreh kašīdan*, Fig. 292) and shakes it, thus separating the strings to be drawn from those which stay untouched. Then he grips the drawn ones with one hand, takes a branch hook (*šāheh, kalak*), slings the bunch of strings in his hand around it, gives the hook a twist (*pešīdan*) with his hand while one end of the hook rests on his shoulder (Fig. 291), and signals the master with a short shout. The latter quickly places two suspended angle hooks (*šalak, kalak*, Fig. 293) under all the gut strings of the cross harness that have been lifted by the draw boy, thus keeping the figure shed open. The weaver throws the shuttle with a gold thread (*golābelūn*) or a colored thread across and withdraws the two angle hooks; the boy above the loom releases the drawstrings, and hangs the first draw loop over the opposite end of the string-supporting rod. Meanwhile the master opens a new binder shed with his treadle and throws the second standard weft across while the boy draws the strings secured by the second loop, and so on. When all the loops have been used, one full figure pattern is completed. If it is intended to repeat this pattern all loops have to be placed back into the position where the boy started. If it is intended to weave a mirror image of the original pattern the draw boy can operate all the loops in the reversed order, beginning with the loop last used. This technique is typical for Persian brocade since Sasanian times, i.e.,




Figure 292 A Draw Boy Pulling Harness Loops



Figure 293 Placing Angle Hooks under the Cross Harness

since the beginning of free-figure weaving in Persia, and it is a case where an artistic principle originates from a mere technique. In medieval Europe the draw loom has been known as the damask loom since the crusades. Its draw harness, however, was guided over rollers to the side of the loom

so that the drawer could stand at the side of the weaver.<sup>57</sup>

#### The Velvet Loom

The velvet weavers (*maḥmal-bāf*) of Isfahān, Kāshān, and Tehrān employ several technical features of the draw loom just described for the weaving of a piled fabric. One is the use of a double warp; the other is the application of the draw harness to produce embossed velvet.

For the weaving of velvet two warps are used in the following arrangement: the first or main warp (*čelleh, būm*) consists of silk threads for the weaving of the basic fabric. This warp is stretched horizontally between a ware beam (*navard-e piš*) and a rear beam or warp beam (*navard-e būm, būm-kār*). The warp is kept tight by means of a heavy weight (*langar*) that acts on a lever of 2-foot length placed in capstan holes in the rear beam. The second or pile warp (*hwāb*) stretches likewise from the ware beam but is guided upward over a diversion pole (*samak-e hwāb*) that is suspended from the ceiling. In going down again it crosses the main warp, is led under a second diversion pole (*samak-e pā'in*) near ground level, and goes up into strands over a group (*manjeniq*) of warp rollers (*gar-gāreh*), similar to those of the multiheddled loom. From the rollers the warp strands are led down, ending in warp balls (*qalambak, qalambeh, galambeh*) wound around wooden pegs and weighted with sandbags (*kīseh-ye hwāb*). The harness consists of six heddles (*vard, jūjeh*), four of which operate the main warp and two the pile warp, all six being connected to treadles (*pā*).

The velvet pile (*kork, kolk*) is produced in the following way: After a few plain wefts have been woven, employing the heddles of the main warp, the weaver pro-

duces a shed with the pile warp heddles, and instead of a thread he introduces into it a brass wire (*maftūl, mīl*) having a diameter of about 1 mm and being provided with a fine groove (*haṭteh*) over its whole length. To show the position of the groove the wire is bent up at one end in the direction of the groove so that it can easily be placed pointing up. To prevent damage to the main warp during its insertion, the other end of the wire carries a polished knob (*sar-mīl*) made of camel bone (*ka'ūn-e šotor*). The weaving-in of the wire is followed by three plain wefts shot into the sheds of the main warp. These wefts are compacted with a reed (*šāneh*) whose frame (*daftīn-e sorb*) is weighted with about 90 pounds of lead for greater impact. After this the weaver takes a small pile-cutting knife (*tīg*), inserts it carefully into the groove of the woven-in wire, and following the groove he cuts (*boridan*) the loops open that have been formed by the pile warp threads, thus producing a pile. This done the wire is removed, the fabric compacted once more, a new pile shed opened, the wire inserted again, and so on. The product is a plain, surprisingly smooth velvet.

The weavers' customers often ask for some kind of ornamented velvet. One way to achieve a surface variation is the pressing of the piles into a wavy pattern (*mouj kardan*). This work is done by a finisher (*mouj-kār*), one of the weaver's assistants. He takes the woven fabric from the loom (*dastgāh-e maḥmal-bāfi*) and places it on a smooth wooden board (*tahteh-mouj-dahī*). He has a number of wooden tools (*mouj-dahī*) about 18 inches long with highly polished ends of different profiles. While pressing one of them firmly on the velvet and giving the tool a backward and forward twist he moves right across the width of the material, bending some of the piles over, leaving others as they were before, thus producing a pleasant surface

<sup>57</sup> *Ibid.*, Fig. 37.

effect. He treats row after row of the velvet in this way until the whole length of the fabric has been ornamented.

A far more sophisticated method to produce fancy velvet is the weaving of embossed velvet (*mahmal-e barjesteh*). It is a material where only ornamental patterns appear on the surface as pile whereas the background of the patterns is plain cloth weave. Embossed velvet is woven on a true draw loom that has the two warps, but is arranged for velvet weaving as described in the previous paragraph, i.e., the main warp is heddled to produce the basic fabric, and the second warp's heddles produce the pile. But this second warp is controlled through a draw harness. The weaver, with the assistance of the draw boy, by using the pile wire method, produces a free-figured velvet pattern in accordance with the sequence of the draw harness.

#### *The Zilū Loom*

The draw loom described before is mainly used for the production of silk fabrics and is therefore warped with a great number of fine silk threads. There is a counterpart to it where free-figure weaving with a draw harness is similarly employed, namely in the manufacture of a soft, blanket-like floor covering, the so-called *zilū*. Until the last century *zilū* used to be made either of wool or of cotton. Today, however, they are made of fairly heavy, usually blue and white or red and white, cotton threads only. *Zilū* are often found in mosques as prayer rugs for larger congregations. The writer has seen *zilū* 15 to 18 feet wide and up to 30 feet long. In smaller sizes they are used in homes as floor coverings too. Though woven in two colors only, the patterns in most cases are intricate, sometimes in the form of Qor'ān inscriptions and geometrical designs, thus satisfying the Persian's demand

for rich ornamental detail. For this reason a draw loom is employed instead of a multi-heddled standard loom.

The *zilū* loom (*dastgāh-e zilū-bāfi*, Fig. 294) is always vertical, two columns (*pahlū, pāyeh, ostā*) carrying the warp beam (*navard-e bālā, navard-e čelch*) on the upper end and the cloth beam (*navard-e pā'in*) on the lower end. The beams are blocked with pegs that are removed when about 18 inches of material have been woven, and are rotated with long wooden levers (*ahrām, tang*) to wind the material onto the cloth beam. A double warp (*tūneh*) of two different colors is stretched between the beams, the two colors alternating. One color is threaded to a pair of heddle rods (*šemsch, bil-e dasteh*) with heddle loops (*gord*). These rods are suspended from the ceiling with ropes (*gūšvāreh*). The threads of the other color are connected to a draw



Figure 294 A Zilū Loom

harness (*selit*) by means of short drawstrings. Forty to 60 of these strings are sufficient for most of the designs. For the weaving of the ordinary cloth binding, the heddle rods are operated by two weavers, one of them standing near each selvage, each moving a wooden lever (*kamāneh*) which slides up or down behind a heavy horizontal beam (*pošt-band-e kamāneh*) attached to the wall behind them. These levers are connected with the heddle rods through a pair of ropes (*pārčeh-band*). After the first shed has been opened with the heddles, the weft (*pūd*) is thrown in by one of the weavers and caught by his companion. They do not use a shuttle but an elongated ball of cotton yarn (*māsūreh*) wound around a stick (*qāleb*). After the two weavers have released the heddles, they beat the weft in with a beater comb (*pānjeh*) similar to the one used in carpet weaving. Now they pull the first group of strings being part of the figure harness (*selit-e naqšeh*). They separate them by means of draw loops similar to those of the draw loom and slip the bundle (*maj*) of separated strings over strong wooden hooks (*kālī, kelī*) that are also attached to the beam at the back by means of ropes (*ianāb*). The draw harness strings hold the figure weft across and the other catches it. For less complicated patterns the weavers have fewer cross harness strings, and they do not need any loops for separation, knowing by heart which ones to pull for the next step in the pattern. It is customary to cut the weft threads about 2 inches outside the selvage and to weave in this extra end (*nah-e rūš*) together with the next weft so that the selvage becomes stronger than the remainder. A weaver's temple (*pahn-band*) digs into the selvage with its sharp teeth (*mil*) and keeps the *zilū* at a uniform width during the weaving.

Once in a while a *zilū* weaver may have to weave a *zilū* with a complicated pattern, possibly with a band of writing included

in the design (Fig. 295). But normally he would be satisfied to produce some of the more popular and simpler designs that are known in the Isfahān and Kāšān bazaars as *moṣallasi*, *naqšeh-gereh*, *gačkeneh*, *pīleh*, *pāleh-tūreh*, and *zanjelō*.




Figure 295 Part of a *Zilū*

The pattern of the *zilū* loom is produced by changing the two colors of the double warp, whereas the standard draw loom works on the weft-faced pattern principle. An interesting piece of wool fabric is shown in Figs. 296 and 297, the former showing the front surface of a section of the pattern, the latter showing the reverse side of exactly the same section. Similar to the *zilū*, it is a double cloth produced on a double warp with two contrasting colors, but the difference as compared with the *zilū* is that the two contrasting colors have also been employed in two independent wefts so that in effect there are two fabrics, one behind the other but combined on all those points where one warp changes from the front to the back and the other comes forward, and vice-versa. While, however, warp-faced patterns and weft-faced patterns have floating threads, this double cloth pattern has none. This fabric has been woven by nomadic tribespeople of the province of Fārs.




Figure 296 Double Cloth Woven by Fārs Nomads (front)




Figure 297 Double Cloth Woven by Fārs Nomads (reverse)

### Carpet Weaving

#### *The Development of the Carpet Weaving Technique*

There is no field in the industrial arts in Persia that is as important as carpet weaving, and yet little is known about its early development.

When discussing carpets here, the kind of woven fabric meant is that which, in addition to warp and weft, has a third dimension in the form of the knotted pile. In Europe, historical interest in Persian carpets began about 1870 when a collection of sixteenth- to nineteenth-century carpets was established,<sup>58</sup> all those woven before that time

<sup>58</sup> K. Erdmann, *Der orientalische Knüpfteppich*, p. 10.

being classified as "earlier carpets" with the assumption that nothing was older than fourteenth-century, and that the technique had come from the Turks of Central Asia. This oversimplified classification, still found in most books on carpets, can no longer be maintained in the light of modern research.

The Greek Historian Xenophon (430–359 B.C.) mentions in his *Kyropaidia* that the Persians had carpets (*psilotapis*) that "yielded" and on which only the king was allowed to walk. The old Persian sacred book, the Avesta, also mentions soft floor coverings. Since there is no specific mention of a knotted pile, these rugs are not necessarily the ancestors of the pile carpet. However, excavations at a *kurgan* (a royal tomb) at Pazyryk in the Altai mountains in Central Asia have brought textiles and felt to light of which a piled wool carpet 6 × 6 feet in size was the most important.<sup>59</sup> This tomb belonged to the Scythians, an Iranian people, cousins of the Persians. The burial place belongs to the fifth century B.C. and has been under a perpetual ice cover, a fortunate circumstance which has preserved the textiles in texture and color. This carpet is of an extremely fine texture, having 520 knots per square inch, as compared with 80 knots for coarse woolen carpets and 800 for the finest silken ones known today. The knots are genuine Ghiordes (Fig. 298), so-called Turkish knots. If we consider that Scythians and Turks were neighbors in Central Asia, the question arises whether the Turks or the Iranians were the originators of carpet weaving. Design details of the Pazyryk carpet are undoubtedly Iranian.

The next documented step in the development of the pile carpet was the finding of carpet fragments at Noin Ula and Loulan, both east of Persia in what is today

<sup>59</sup> J. Wiesner, "Zur Archaeologie Sibiriens," pp. 44–50.

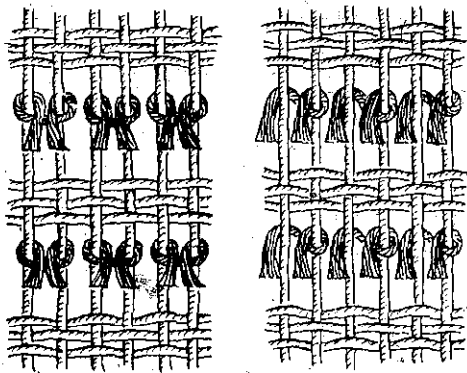


Figure 298 Ghiordes Knot (left) and Sehna Knot (right, from K. Erdmann; *Der orientalische Knüpsteppich*, reproduced by permission of the publishers, Wasmuth Verlag, Tübingen)

Mongolia. The Noin Ula samples were found in a dated lacquer box, the date being equivalent to 3 A.D.,<sup>60</sup> whereas the Loulan fragments belong to a period not later than fourth century A.D. Both these carpets have a thick, knotted pile, held together with weft bands. Beginning with the fourth century A.D., knotted pile textiles were manufactured in Dura Europos in Mesopotamia and Fostat in Egypt with linen as pile material<sup>61</sup> and one to six wefts between each row of knots. Knotted wool carpets have also been found in an oasis settlement in East Turkestan excavated by Sir Aurel Stein and by the German Turfan expedition.<sup>62</sup> Nestorian and Manichaean refugees from Syria and Persia are known to have lived there between the third and sixth centuries A.D.

We have no carpets of this time from Persia proper, but when the Byzantine emperor Heraclius sacked the Sasanian town of Dastjird in 628 A.D., he mentioned in the booty lists carpets (*tapis*) that were fleecy (*nakolapētes*). As according to

Laufer<sup>63</sup> the name for carpet weaver in Byzantine Greek (*tapi-dyphos*) is of Persian origin, it may be assumed that the craft could have come to Byzantium from Persia.

In early Islamic times carpets with Persian inscriptions in the palace of al Mustansir (861 A.D.) were mentioned by the historian al-Mas'ūdī,<sup>64</sup> and the Caspian province of Tabāristān must have been an early production center as its annual tribute to the caliphs was 600 carpets.<sup>65</sup> Only from the eleventh century on do we have actual samples of Seljūq carpets, and from the twelfth century on the existence of a Persian carpet industry is firmly established. The basic technique has not changed to this day, and the development is mainly one of design, amply treated in numerous books on art history.

#### Materials Used in Carpet Weaving

*Warp.* Nomad carpets have woolen warps, as this fiber is immediately at hand in abundance from their herds. For sufficient strength, the woolen warp threads must be thick, resulting in a coarser design. Carpets woven in town weaving shops normally have twined cotton threads for their warps that allow a much finer design, and occasionally they use a spun and twined silk warp for still finer knotting. The Persian weaver counts the fineness in *reğ*, which is the number of knots counted along the distance of one *gereh* ( $2\frac{1}{4}$  inches) of warp length. The coarsest nomad rugs would have 20 *reğ* (corresponding to approximately 61 knots per square inch); 35 *reğ* (approximately 162 knots per square inch) would be average. The famous Ardabil carpet in the British Museum has 52 *reğ* (360 knots per square

<sup>60</sup> A. U. Pope and P. Ackerman, *op. cit.*, p. 2437.

<sup>61</sup> *Ibid.*, p. 2438.

<sup>62</sup> K. Erdmann, *op. cit.*, p. 12.

<sup>63</sup> B. Laufer, *op. cit.*, p. 493.

<sup>64</sup> A. U. Pope and P. Ackerman, *op. cit.*, p. 2276.

<sup>65</sup> *Ibid.*



inch), and 75 *reğ* (800 knots per square inch) would be the finest known, with silk warp and silk pile. Carpet weavers in villages mainly make their warps with their homespun wool, but they sometimes work to order for city merchants who then frequently supply the yarn for a cotton warp.

*Pile.* The most typical material for the knotted pile is wool. Its quality differs with the region of its origin. The finest white wool, needed for the light tones, comes from Northwest Persia, especially the region around Lake Urūmiyeh, Hō'i Mākū, Salmas, and Sauj-Bulāq. Tabriz, however, the capital of this region, is known to use a lot of the dull carcass wool from its slaughter houses. Excellent carpet wool comes from Kurdistān and the region around Kermānšāh in the west and Ḥorāsān in the east. A rather coarse wool, but well suited for carpets because of its shiny surface, is that of Fārs in the south. Town weavers usually buy the spun wool from the herdsmen passing through on their annual migration round. To produce most valuable carpets with brightly shining surfaces silk piles are knotted into silk warps. Contrary to repeated statements in carpet handbooks, camel hair is not used for carpet weaving. What is called *šotori* is naturally brown sheep wool, *šotori* meaning "camel-colored." Very little use is made of goat hair for carpet weaving. *Kork*, which could mean the underhair of the goat, is also the name for the fine belly wool of the sheep. The Kermān carpets are famous partly because weavers there use this selected wool.

#### The Carpet Loom

There are two types of carpet looms (*dastgāh-e qālī-bāfi*, *dār-e qālī*, *kār-gāh*) in use, which are identical in function. They differ only in their position, viz., they have their warp either horizontal (*rū-zamīnī*,




Figure 299 A Horizontal Carpet Loom

*kār-gāh-e zamīnī*) or almost vertical (*divārī*, *kār-gāh dārī*). Both have the warp (*tār*, *čelleh*) stretched between two beams (*navard*, *nebārd-nāv*) and use a rod heddle (*šamšeh*, *gord*) and a shed rod (*bačeh-gord*) to produce a shed. Figure 299 shows a horizontal carpet loom of the type generally used by the nomads. Here the heddle rod is suspended from a tripod. To lift it the weaver twists the suspension ropes with a pair of mouflon horns, thus keeping the heddle rod up while the shed is being used. The loom is pegged down to the ground and can easily be packed together and transported to the next camp.

The most common carpet loom, however, is the vertical one where the upper beam (*navard-e bālā*) and the lower beam (*navard-e pā'in*) run between two upright posts (*pahlū*, *nebārd*). In Central Persia, where timber is scarce, the beams often run in holes in opposite walls of the workroom.

#### Preparing the Warp

The work of the specialist warp winder (*čelleh-davān*) has been described in the section on cloth weaving. He not only supplies the shuttle weavers with their warps but also some of the carpet manufacturers. There is another way of warp winding (*tār-bastan*, *čelleh kašidan*) that is

done by the carpet warp winder (*tār-bandeh*; *čelleh-kaš*, *pūd-tāb*) or by the carpet weaver himself. He climbs on the upper beam, attaches a balled-up warp thread to it at one end, and drops the ball to his assistant who, sitting in front of the lower beam, takes the ball around that beam and throws it up again to his colleague, always making sure that it passes alternately in front of and behind a string stretched between the two warp posts about half way between the warp beams. This is done to obtain a warp cross (*čap-ō-rāst*). Skillfully maintaining the proper distance and the right tension they continue until the required number of warp threads has been wound on. Then the rod heddle (above the weaver's head in Fig. 302, p. 216) is formed by winding a strong cotton twine in continuous loops (*bānd-e gord*) around a horizontal pole and every second warp thread. A second horizontal pole is inserted to form the shed rod (behind the rod heddle in Fig. 302). The length of the complete warp corresponds to the length of either one large carpet or two smaller ones, which are often woven as a pair (*joft*), always leaving sufficient warp length for the knotting of the fringes (*rišeh*, *hāsiyeh*) at the beginning and the end of each carpet. The lower beam slides in slots in the upright posts, and the warp can be tightened by inserting a pair of wedges (*tang*) and loosened by removing these wedges.

#### *Knotting the Pile (bāftan-e qāli)*

There are two kinds of knots (*gond*, *heft*) used in carpet weaving. One, the Sehna knot (right in Fig. 298), also called the Persian knot (*fārsi-bāf*, *yak-gereh*), is used in most of the town carpets. It results in a rather soft and flexible rug, and the knots appear small in size from the back. Most of the tribes of Turkish origin and the weavers in Horāsān, however, tie their

carpets in the Ghiordes or Turkish knot (*turk-bāf*, *dō-gereh*, left in Fig. 298), which shows the knots much coarser at the back. The Sehna knots permit a more minute design.

After a few inches have been woven in plain tapestry weave<sup>66</sup> (*pūtān-e pūbileh*), the weaver begins with the knotting (*bāftan-e qāli*). In Āzarbaijān he grips two adjacent warp threads with the hooked point (*sar-e qolāb*) of a special knife (*qolāb*, *tiġ*), in the southern provinces with his fingers, draws them toward him, and slings a thread of pile wool (*gorāk*) behind these two warp threads and forward again in the form of the required knot (Fig. 300).




Figure 300. Knotting the Carpet Pile

Then he pulls the knot tight and cuts the thread ends with the sharp edge (*dam-e qolāb*, *dam-e tiġ*) of the knife to a length of about 2 inches. The carpet weavers of Kāšān and Isfahān have a blunt point at the end of the knife blade used to remove faulty knots; the weavers of Širāz have an ordinary knife. The pile material in balls of all the colors needed is suspended from an overhead beam. Village and nomad weavers work their traditional designs without any drawing or plan. Many of the designs are passed on from generation to generation, and the sequence of colors is

<sup>66</sup> Tapestry is a type of cloth weave with less warp than weft threads to the inch.

chanted while the work goes on. Some of the villagers and some nomads work for town dealers or manufacturers, and in these cases it is quite common to give sample carpets (*vāgīreh*), i.e., part of the center medallion, one-quarter of the field, and one corner of the border, to such weavers. It is interesting to see how they rarely copy them mechanically but take the samples merely as guides. In town manufactures, design cartoons (*naq̄sh*) drawn on graph paper, every square (*hāneh*) representing one knot, are placed in front of the weavers. These drawings have been prepared by specialized carpet designers (*naq̄sh-kāsh*) who in many cases have been skilled weavers before. It is customary that the foreman or forewoman weaves the design outlines, whereas younger weavers fill in the rest. When one row of knots (*pū*) has been completed a number of tapestry weft threads is woven in (Fig. 301), usually three, with a change of the heddle after each weft. For the "heddle up" position the weaver pulls the heddle rod toward himself and presses it against a pair of wooden brackets (*zīr-sarī*) that are attached to the uprights (position shown in Fig. 302). For the "heddle down" position he releases the rod, which then rests on these brackets. Next he compacts (*šāneh zadan*) wefts and knots with a beater comb (*šāneh, daftīn, yarkid*, Fig. 302).




Figure 301 Weaving in the Tapestry Wefts



Figure 302 Compacting a Row of Knots

A weaver in an organized weaving shop is expected to make 14,000 knots a day, for which he is paid his wages, regardless of the time worked. Good weavers manage to do this in five hours, which amounts to three knots in four seconds. Very seldom do they continue after completion of this norm; rather, they relax or do other work around the house.

#### Finishing the Carpet

From time to time the weaver cuts the overhanging piles shorter to be able to see the design more clearly, but he does not cut down to the final length of the pile. After this preliminary cut he loosens the warp beams (*šol kardān*) by removing the wedges from the slots in the uprights, and with the aid of a large lever (*ahrām*) the beams are turned so that the whole warp is moved forward (*gardāndan*), so that the woven part gradually disappears behind or underneath the loom. This will be done several times until the beginning of the carpet eventually will show above or in front of the weaver, which means that the knotting is completed. Another short piece of tapestry weave is now woven in, and after this comes the time for the most skilled man in the team, the finisher (*pardāhtī*). He first trims (*čīdan*) one section of the pile with a pair of scissors (*qāčī-qālī-bāfi*) having offset handles (Fig.




Figure 303 Trimming the Carpet Pile with Scissors



Figure 304 Finishing the Carpet with a Trimming Knife

303). After he has treated this section of the carpet in such a way, he performs the final shaving (*pardāht kardan*) with a broad and very sharp trimming knife (*kārdak*, Fig. 304). Then the carpet is again moved over the warp beams so that the next section to be trimmed and shaved comes within the reach of the finisher, and so on until he has gone over the whole carpet. Finally the remaining loose warp threads are cut in half and knotted (*gereh zadan*) into bundles of ten to fifteen warp threads each, which form the fringes. They not only protect the end wefts from becoming undone but also enhance the appearance of a carpet. It should be mentioned here that most carpets have one or two extra-strong warp threads on the outsides

of the warp over which the weft ends are woven as described for the *zilū*, so that this strong selvage (*bande kenāreh*) acts as a side protection of the delicate knotted pile.

### Embroidery

In his well known desire for rich ornament the Persian has often turned to embroidery (*sokmeh-dūzī*, *nah-dūzī*, *qalābetūn*). As it is generally not an industry of a craft but work done by women in the house, little is known about its development. It has been suggested that the ornaments on the garments of the nobles and guards shown in the bas-reliefs on the palace walls of Susa and Persepolis were embroidered ones. Numerous other rock sculptures and silver vessels show persons with richly embroidered dresses. All these may have been embroideries, but in the absence of any archaeological evidence this question must be left open, as it is likewise possible that the fabrics of the garments were tapestry or pattern-weave.

The first sample of actual embroidery that has come to us belongs to the Seljūq period (1037-1157 A.D.), and a strong Chinese influence can be noticed in design as well as in technique.<sup>67</sup> The Chinese often used plain as well as pattern-weave silk fabrics and applied embroidery to them for ornamentation, mainly using the satin-stitch that became known in Persia as *firāz*. Chinese influence became stronger still during the Mongol and Timurid dynasties in the thirteenth and fourteenth centuries. It is known that Timur had Chinese embroiderers working at his court in Samarkand.<sup>68</sup> The Chinese style in embroidery had another great revival under the Šafavids.

During the twelfth century, so-called Persian-style embroidery came to Sicily

<sup>67</sup> P. Ackerman in A. U. Pope and P. Ackerman, *op. cit.*, p. 2066.

<sup>68</sup> *Ibid.*, p. 2158.

together with silk brocade weaving. One of the finest examples of woven brocade further enriched with embroidery, made in Sicily, is the coronation cloak of the German emperors, originally made for the Norman king Roger II.<sup>69</sup> It is decorated with Arabic inscriptions and dated 1133 A.D.

Marco Polo mentions that at Kermān women were producing excellent gold embroidery.<sup>70</sup> A regional group with a style of its own were the embroiderers of Northwest Persia, where an industry flourished during the sixteenth and seventeenth centuries around Ardabil, the home of the Šafavid dynasty. The Victoria and Albert Museum in London has a fine collection of these embroideries,<sup>71</sup> which are mainly worked in cross-stitch, others in darning stitch. The style of their design indicates connections with the people who produced the so-called Caucasian carpets. Another style of embroidery, *mešleh-dūzī*, was worked during the sixteenth and seventeenth centuries all over Persia. Materials used were colored silk and metal threads worked onto colored silk satin. Most of this work was applied to divan covers. A feature of these covers was the provision of wide brocade and embroidered borders. More confined to the south, worked in centers such as Isfahān, Kāšān, Yazd, and Šīrāz, were embroideries applied to divan covers, prayer mats, and bath rugs mainly worked in chain-stitch.<sup>72</sup> The richly embroidered women's trousers of nineteenth-century Persia became well known in Europe as *gilets persans* or *nakshe*, the latter word simply meaning "ornament." Isfahān was the main center producing them.<sup>73</sup> Still famous for its fine embroidery (*gol-dūzī*) is Rašt in Gilān, where men and

women decorate saddle cloths (*'araq-gir*), cushion covers (*rūhāleš*), table cloths (*rūmīz*), wall hangings (*rūdīvārī*), and bed quilts (*rūlehāf-e dārā'i*) as well as garments.<sup>74</sup> The embroiderers (*gol-dūz, golāb-dūz*) of Rašt hold the cloth (*māhūt*) in a wooden clamp (*gerideh, jerideh*) that rests on one of their legs while they press it down with the other (Fig. 305). The design has been traced on the cloth with chalk (*naš bā rang kašīdan*). The embroiderer takes a crochet hook (*golāb, sūzan*) with a wooden handle and pierces it through the cloth (*forū kardān*). Holding the embroidery thread (*naḥ*) on the reverse side of the cloth, he grips it with the crochet hook (*naḥ pič kardān*) and pulls a loop formed by it to the front (*naḥ az dast-e čap gereftān, bālā raftān*), and with this thread loop still around the hook, pierces through the cloth

Figure 305 An Embroiderer



<sup>69</sup> O. von Falke, *op. cit.*, p. 120.

<sup>70</sup> B. Spuler, *Die Mongolen in Iran*, p. 437.

<sup>71</sup> *Persian Embroideries*, p. 3.

<sup>72</sup> *Ibid.*, p. 5.

<sup>73</sup> Tehrān, Mūseh Honarā-ye Taz'ini.

<sup>74</sup> H. Brugsch, *op. cit.*, p. 89.

again, gripping the thread underneath, and pulling the next loop up, and so on, thus producing the chain-stitch (*pič*). Much of the surface of the cloth is covered in this way. Often the design includes differently colored pieces of cloth applied to the base material with these stitches.

Between the two world wars a home industry was revived in Iṣfahān where traditional designs were applied to home-made or imported materials in old and new techniques.

The most commonly used stitch is the chain-stitch (*pič*, *zelleh*, *naqṣeh*, *golāb*). Embroidery in chain-stitch only is known as *golāb-dūzi*. Other stitches used are the cross-stitch (*naḥ-andāzi*), which is still very popular with the Zoroastrians in Central Persia for the decoration of their traditional white garments, the fillet or darning stitch (*goldūz*) applied to fillet nets (*tūri*), and the hemstitch (*šabeh-kaš*), which is just as popular in Persia as it is with the European needleworker.

Today quite a number of embroiderers work for export, the foundation material being mainly linen (*katān*, *alaf-e farangī*) or cotton fabric (*karbās*). In Iṣfahān a coarse cotton material called *mitqāl* is extensively used. Many of the more frequently used elements of the pattern have popular names, e.g., a pair of wavy lines (*bōteh*), a star (*setāreh*), a zig-zag line (*dālbor*, *dālbort*), a double zig-zag (*dālbor-e dōbari*), and a number of small circles (*čašmeh-bulbul*).

#### Mat Weaving, Basket Plaiting, Rope-making

The plaiting of reeds and grass into mats and baskets is an activity even older than weaving. Specimens found in Iraq must have been made about 5000 B.C., and grain baskets from the Badarian period of

ancient Egypt revealed 4500 B.C. as their date of manufacture.<sup>75</sup>

Mat plaiting (*būriyā bāftan*) is still an important craft in Persia, the plaited mats (*būriyā*) being used in the ceiling construction of mud-roofed houses. The mat plaiter (*būriyā-bāf*) buys the raw material, bamboo (*ḥaizarān*, *nai hindī*), or rushes (*nai*), in bundles (*bōgeh*, *bōgčeh*, *basteh*, *adl*). The first operation is the trimming of the stems by cutting the seed tops and the root ends with a sharp, hooked knife (*dās*, *nai-šekāf*). Bamboo has to be softened (*narm kardān*) by pouring water (*āb pāsīdan*) over it before the plaiter's assistant can beat (*kūbīdan*, *kāftan*) the stems flat with a mallet (*nai-kūb*). Rushes are trimmed but need not be softened before beating. Both rushes and bamboo are split open (*šekāftan*) after beating. Working on the ground (Fig. 306), the plaiters spread a number of



Figure 306 Bamboo Mat Plaiters

the flattened and split stems out next to one another and plait a "weft" of bamboo or rushes across at right angles, using a kind of twill binding, or, as the plaiters put it, "We take two and leave two" (*dōtā migīrūt dōtā veleš konīm*). The ends of the "weft" stems are turned in (*pič hwordān*), thus forming a strong edge. The average size of these mats is 10 × 24 feet; they are

<sup>75</sup> R. J. Forbes, *Studies in Ancient Technology*, Vol. 4, pp. 178-179.




Figure 307 Mat Plaiter's Work Place

tied into rolls and sold to the builders (Fig. 307). A well known center of this industry is Zargān near Širāz, where the rushes are cut in the nearby swamps of the Pulvar river. The cutting and bundling of these rushes is a source of additional income for many peasants there. Zargān employs more than a thousand people in mat plaiting. Other centers are Borūjerd, Nahāvand, and some villages around Hāmādān, all obtaining their supply of bamboo from the plains of Hūzistān.

Mat weaving (*ḥašīr-bāfi*), i.e., the making of mats by weaving thin reeds into stretched-out warps of cotton thread, has not changed much since old Egyptian days. The mat loom (*daštāh-e ḥašīr-bāfi*, Fig. 308) used today in Persia is essentially the same as the one shown on a wall of the tomb of Kethy at Beni Hasan (2000 B.C.).<sup>76</sup>

Figure 308 Mat Weaving



<sup>76</sup> Ibid.

The strong cotton twine warp threads (*rismān*, *tān*) are stretched between two wooden beams, one at the far end of the warp called *sar-e kār*, *sar-e dār*, the other *pas-e kār*, *čūb*, *čūb-e poštband*, where the work commences. These beams are tied to wooden pegs (*čaugām*) driven into the ground. The mat weavers (*ḥašīr-bāfi*), usually three, thread the reeds (*ḥong*, *lī*, *liyān*, *gālī*) under and over alternate warp threads by hand (Fig. 308). Where the outer reeds meet the middle ones, two warp threads have been doubled during the warp winding, a measure necessary to strengthen the overlapping joint (*bast*, *sar-band*) of the reeds. When threading the reeds in, the ends of the outer ones are left to stand out for about 2 inches, and these ends are turned in with the next weft, thus reinforcing the selvage (*kenār-e kār*, *širāzeh*). After each weft the reeds are compacted with a comb (*bat*, *māt*, *sāneh*), a wooden pole with a number of holes through which all warp threads are running. When 12 to 18 inches have thus been woven, the weavers support the woven part with a board (*šipū*, *tašteh-nešastan*), and squat on the mat (*ḥašīr*) above it. The warp is kept tight by a wooden beam (*pādār*) underpinned by a number of bricks. Both supporting board and tightening beam are moved forward as the work advances. When the end of the warp has been reached, the mat is cut off from the warp beams, and the ends of the warp threads are knotted around the first and last wefts. This type of mat is commonly used as a floor mat in the poorer homes or as an under-carpet mat to protect the carpets from the coarse gypsum floor.

In Māzandarān the mat warps are made of hemp (*kānāf*) and the reeds are twisted into a kind of thin rope on a reed winder (*kotolām*). The resulting mat is rather thick and durable.

Another type of mat is used for blinds or curtains (*pardeh*, *tejīr*) in front of doors and

windows. These mats are made of a particularly light cane (*nai-tejir*). The blind weaver (*pardeh-bāf*) has a loom (*kār-gār*) as shown in Fig. 309. Here the warp threads (*rismān*) are twined around the canes with the help of a horizontal board supported by two vertical posts in working height.




Figure 309—Blind Weavers

The warp threads are wound into balls around stones of fist size or cast-iron balls (*delgerān*) and are arranged in pairs so that one ball is in front of the supporting board and the other one behind it. After having laid a cane over the full length of the board, the weaver, beginning at one end, throws the first warp ball from the front to the back and its pair from the back to the front, doing the same with the next pair and all the others until they have all changed positions. Then he places the next cane on the board and repeats this procedure, thus entwining one cane after the other. When the warp threads are used up he unwinds some from the balls so that they hang down nearly to the ground again (*delgerān pā'in kašidan*). The canes for curtains or blinds are cut off at the ends to an equal width. Sometimes this loom is also used for the weaving of mats from fine reeds (*hong*), then the overhanging ends of the reeds are turned in to strengthen the selvages. The blind weaver usually weaves

the cane blinds to a width ordered by his customer. After he has completed the weaving he reinforces the edges by lining them with cotton webbing (*karbās-e pardeh, pārēh*) that he sews on by hand.

The calling of the basket plaiter (*sabad-bāf, sabadgar, sabadī, zāmbil-bāf*) is often combined with that of the mat weaver. The only tools used for basket plaiting are a wooden block (*kondeh*) and a curved knife (*kārd, čāqū*) serving to split and cut the reeds, rushes, or canes. The plaiting of baskets (*zāmbil, sabd*) is done frechanded. The basket maker also makes brooms (*jārū, jārūb*). If he makes brooms exclusively, he is called a broom maker (*jārū-bāf*).

There is a certain similarity between basket plaiting and ropemaking in Persia, since a good deal of rope (*tanāb*) is plaited or braided from the coarser goat hair. Hemp (*kanaf*) and cotton (*pambek*) ropes, however, are twisted on a ropemaker's walk with a rope-spinning reel. The ropemaker (*tanāb-tāb, tanāb-bāf, tanāb-sāz, rismān-bāf*) has in fact two reels similar to the one used by the carpet warp winder (Fig. 273), each mounted on a strong wooden frame (*čahār-pāyeh*). A light reel (*čarh-e rismān-tāb*) is for the twisting of the individual threads into strands (*rismān*) that will make up the rope, and a heavy reel (*čarh-e tanāb-tāb*) serves for twisting these strands into ropes. The center part of each of these reels is the spinning head (*čahār-qolāb*), consisting of four individual spindles, each ending in a hook (*qolāb*). These spindles are driven from a large wheel (*čarh*) over a belt cord (*band*) and four pulleys (*qarqari*). The tension of the belt cord can be adjusted with a tourniquet (*tang*) tightened by a wooden peg (*čub-e tang*). The spindles run at the end of a strong board (*tahteh*). To operate the lighter reel the ropemaker attaches himself with a cord to an endless belt, which runs between the driving pulley on the large



wheel and an idling pulley on the wall at the far end of the workshop. When he walks away from the reel toward the idling pulley he sets the large wheel in motion, and the spindle hooks rotate with it. To make a strand he stretches four threads between the spindle hooks and four hooks on the wall at the far end of the workshop. Having attached himself to the endless belt, he walks away from the spinning head, causing the spindle hooks to turn round rapidly, thus giving each thread a twist (*tāb*). When he has reached the end of the walk he detaches himself from the endless belt, grips the four threads tightly, unhooks them, making sure that they do not lose their twist, and inserts their ends into a wooden mold (*qāleb, mohreh*) that has carved-in guiding grooves corresponding to the profile of the strand to be made. The ends are attached to one hook on the wall, and while he firmly guides the mold (*qāleb kardan*) he walks back toward the spindle head. In doing that he forms the threads into a strand. The larger reel, constructed similar to that of the carpet warp winder, is driven by the ropemaker's assistant, who turns the large wheel with a handle. It has heavier hooks to which are attached four strands, which the ropemaker forms into a single rope in a similar way to that described for the strand, using a larger mold.

### Fulling

Felt, one of the so-called nonwoven textiles, is formed in the presence of pressure, moisture, and preferably heat. The felt formation is based on two properties of wool, viz., crimp and scalyiness. When wool crimps in moist heat and its fibers interlace, the scales prevent the fibers from sliding back. This interlacing process produces an irregular fabric that becomes stronger if so-called fulling agents (such as

alkalines and fuller's earth) are applied to intensify the natural properties of wool. Mechanical working, called hardening, accelerates the integration of the fibers.

Very little is known about the origin of felting except that it has been closely linked with wool-growing people since Neolithic times. Chinese records of 2300 B.C. refer to felt mats, armor, and shields.<sup>77</sup> Felt has been found in a Bronze Age grave in Germany dating back to 1400 B.C. The classical authors, from Homer on, mention felt and significantly link it with Persia. Scythian kurgans of the fifth century B.C. found in ice-covered parts of Central Russia have yielded many felt objects such as wall covers, mats, rugs, saddle cloths, and blankets.<sup>78</sup> Turkish tribes coming from this region, and Persian tribesmen too, are to this day masters in the ancient art of fulling. Not only do they produce complete cloaks in felt with sleeves and hood, all made in one piece, but they are also experts in decorating the felt with fulled-in patterns of dyed wool. The technique used by these nomads was simple and has persisted to this day.

### Hat Fulling

Wool (*pašm*), often mixed with goat underhair (*kork, kolk*), is degreased with potash, rinsed, and after drying combed (*šāneh zadan*) on a wool comb (*šāneh*) or loosened with a bow (*kamān zadan*, Fig. 310). A circular layer of this wool, a so-called bat (*angereh*), about twice the size of the finished hat, is spread (*vāz kardan*) in even thickness over a shallow copper dish (*tāveh, tūveh*, Fig. 311) that is mildly heated from underneath by a charcoal fire. The fuller (*gāzūr, qaššār, namad-māl*), or *kolāh-māl* if he is a hat fuller, sprinkles this bat with a thick soap solution (*āb-e*

<sup>77</sup> Sustmann, "Felt," p. 25.

<sup>78</sup> *Ibid.*, p. 23.



Figure 310 A Fuller Bowing Fibers



Figure 312 A Fuller Hardening the Felt



Figure 311 A Fuller Preparing the Wool Pad



Figure 313 A Fuller Opening the Hat

*sābūn*) from an earthenware dish beside him. While wool and soap water warm up, he presses the fibers with his hands, first gently, then harder, and releases them again. As soon as the felt begins to form he places a flat cotton pad into the center of the bat, approximately the size of the required diameter of the hat. He lays a second bat of beaten wool, smaller in size than the first one, over the pad and folds the surplus of the larger one over, thus joining the two halves (*lab gereftan*), then saturates the whole in soap water. After he has squeezed it mildly for a while he places it on a piece of cotton fabric and rolls both, prefelted bats and fulling cloth, into one roll, thus preventing interfelting. He puts this roll back in the dish with warm soap water, where he rolls it backward and forward with both hands and one foot

(Fig. 312). This hardening (*namād mālidan*, *mālidan*) operation takes about 10 to 15 minutes, after which the fuller carefully unrolls the felt, tears the center of the bat apart, widens the opening (*bāz āidan*, Fig. 313), takes the cotton pad out, and forms the opened part into a rim (*gāseh*). From time to time he pulls the felt over a wooden block (*qāleb zadan*), perfects the rim, and places the whole back into the hot dish for further shrinking (*mošteh sodan*) until it obtains the shape of a hat and the required density. During the process thin patches are overlaid with little wool-bats and these are worked in. If the fuller works in a small village he immediately proceeds to finish this raw felt into a hat, but in larger communities this is left to a specialist, the hatter. His work will be described in the following section.

Large felt rugs, tent coverings, cloaks, and blankets are worked along similar lines, except that the large wool bats are placed on the ground (*ham kardan*) and are sprinkled with soap water, after which the fullers walk over them to achieve the first interlocking (*pašm gereftan*), usually several of them walking side by side and working the wool with their bare feet. The mildly compacted bat is rolled up in a canvas or reed mat (*hašir*) and is placed in a long earthenware mold built into the ground and heated from underneath. In Ḥorāsān they pour boiling water (*āb-e jūš*) over the roll. Several men walk on this roll (*pūk kašidan*) and turn it over with their feet while they lean against a wooden bar at waist height. For large rugs and tent covers it often takes several hours before the felt is sufficiently dense. Most of the nomadic people like their felt rugs with colored ornaments (*gol*). They dye (*rang kardan*) the wool prior to fulling, do the first stage of the fulling in one color, open the roll, and place wool in different colors according to the ornaments planned onto the base felt, often with different patterns on front and reverse, and continue with fulling. The ornaments become an integral part of the felt. After the fulling, soap and fuller's earth (*sang-e qibṭi*) are washed out, the felt is dried, and, if used for tent covers, waterproofed with animal fat.

### Hatter

Felt hats (*kolāh*) have always been popular in Persia, as we can see from the bas-reliefs at Susa and Persepolis. This is understandable because they are an ideal protection in the wide range of temperatures between deep winter frosts and the burning heat of summer. The hatter (*kolāh-dūz*) takes the raw felt that he obtains from the fuller, pulls them over hat blocks (*qāleb, qālūb*), of which he has a

humber in various sizes, and first turns the surface of the felt by shaving away (*tiḡ tarāšidan*) with a sharp knife (*tiḡ*) any surplus wool that stands out. The next step, the scraping (*sāneh kardan*) of more surplus wool from the surface with a finely toothed scraper (*sāneh*), is followed by grinding (*pardāht kardan*) the felt with a pumice stone (*sang-e pā*). The hatter then dips the hat, while it is still on the block, into hot soap water in a dish (*sāj*) similar to the one the fuller has and rubs the felt surface smooth with a burnishing wood (*čūbeh*), followed by further smoothing with a polished stone (*mohreh*). Both these operations are in effect continued fulling processes. When the required surface smoothness has been achieved the rim is stretched out or, as in the case of the typical Qašqā'i hats, the two flaps (*adō-jā*) are bent over and cut to size with a pair of scissors. Then the hat is washed, dried, and dipped into a thin solution of gum tragacanth (*katīreh, katirā*) that acts as a size. During the final drying stage the surface of the hat is burnished once again with the polished stone to obtain the last finish.

### Textile Printing

The production of colored designs and patterns on textiles with stamps or blocks seems to have originated in India during the fourth century B.C.<sup>79</sup> Chinese chronicles report that printed cloth was brought from India to China in 140 B.C. Indian origin of the art is indicated by the Persian word for printed calico, namely *čil*, which is of Hindi origin.<sup>80</sup> About the beginning of our era the Roman historian Strabo wrote that in his time printed textiles were imported from India into Alexandria.

<sup>79</sup> R. J. Forbes, *Studies in Ancient Technology*, Vol. 4, p. 137, and G. Schaefer, "Die frühesten Zeugdrucke," pp. 854-856.

<sup>80</sup> F. Steingass, *A Comprehensive Persian-English Dictionary*, p. 405.

Finds in Egypt have shown that printed calicoes were marketed there up to the fourth century A.D. During the Sasanian period textile printing had developed in Persia into one of the major techniques for the decoration of woolen, linen, and silk fabrics.<sup>81</sup>

The earliest printed textiles in northern Europe have been found in the grave of St. Caesarius of Arles (about 543 A.D.). They were made in the eastern technique. When block printing was eventually established in northern Europe, it differed essentially in technique from the oriental method. The medieval European printer, from the thirteenth century on, transferred a colored pigment mixed with a binder, in other words a paint, from his wooden block to the textile. This color pigment did not penetrate the fiber but stayed on its surface. The oriental printer, on the other hand, uses true textile dyestuffs that stain the whole fiber. Three different methods that may be applied individually or combined can be distinguished today:

1. The printer stamps a resist (wax or certain gum pastes) onto the fabric. When the cloth is dyed, the resist-stamped portions of it are not affected by the dye. The resist is later washed out, and the process can be repeated with different colors, often partly overlapping the previous one, thus permitting a great variety of effects. This method has been and still is used in Persia for some patterns.

2. The printer stamps a mordant (alum, vitriol, plant extracts) onto the fabric. When dyed with certain dyestuffs that develop only in the presence of these mordants, the pattern appears on the mordant-stamped portions of the cloth while the undeveloped dyestuff is rinsed out from

the rest of the fabric. This method is the most important and commonly used in Persia to this day for two of the colors in the printing process.

3. The printer stamps the dyestuff directly onto the cloth. Some of the old natural dyes can be used in this way, and a number of the modern synthetic inks, too, are suitable to be applied directly, and the Persian craftsman uses them for two other colors.

Most of the Persian textile printers employ a printing block cutter or are associated with one who prepares and maintains the printing blocks (*qāleb*, *qālūb*) needed for each pattern.

The system used today by most of the printers (*čit-sāz*, *qalamkār-sāz*) of Isfahān, Kāšān, and Yazd is the so-called four-color printing. The design (*naqše*) is carefully divided into sections, such as center piece, border, corner, and so forth, to provide the printer with conveniently sized blocks. As all sections will be printed in the four colors black (*meškī*), red (*qermez*), blue (*ābī*), and yellow (*zard*), four blocks have to be prepared for each section. Figure 314 shows a complete set of blocks used for the printing of the border of a shawl. The printing is done in the following way:

1. The first color, *rang-e avval*, is black. The block for dyeing it is called *qāleb-e meškī* or *siyāh*. It shows the outlines of the design (top, Fig. 314). The substance printed with this block is iron vitriol (*zāg-e siyāh*), which, acting as a mordant, turns madder into a black and fixed color.

2. The second color, *rang-e dāvom*, is red and is printed on with the block shown in Fig. 314, second from top. It is called *qāleb-e qermez* or *lāb*. The areas to be printed red are usually wider, and to assure an even distribution of the mordant the block cutter hollows them out and inserts strips of felt. These act as stamping

<sup>81</sup> R. J. Forbes, *Studies in Ancient Technology*, Vol. 4, p. 137, and G. Schaefer, "Die frühesten Zeugdrucke," pp. 854-856.

pads absorbing the mordant. The mordant used for this stage is alum (*zāg-e safid*), which fixes madder into a bright red.

3. The third color, *rang-e sevom*, is blue. The block used (third from top in Fig. 314) is called *qāleb-e ābi* or *dôt* and prints the dyestuff indigo in its undeveloped-state, glucisid indoxyl, on the textile.

4. The fourth color, *rang-e çahārom*, is yellow, another one of the nonmordanted traditional dyestuffs or, increasingly today, a directly applicable synthetic yellow. Figure 314, bottom, shows the block for yellow (*qāleb-e zard*, *zardī*).

The actual printing process comprises the following stages:

(a) The fabric used today is a handwoven calico (*karbās-e dastbāf*). If it is part of the color scheme previously outlined




Figure 314. A Set of Textile Printing Blocks

that the background for the design should not be white but fawn (*zard*), the fabric is boiled in a solution of pomegranate rind (*pūst-e anār*), rinsed, and dried.

(b) The printer has the dry calico in a stack in front of his workbench, which is a low, heavy wooden table (*tahteh*). The printer draws a piece of calico onto the workbench, takes the first printing block, and moistens it with iron vitriol from an earthenware dish (*qadah*) at his side. The mordant is thickened with gum tragacanth (*katireh*) to prevent it from running during the printing process. A piece of cloth (*pārc̄eh*, *sāl*) is stretched over the mordant dish and fastened around its rim with a string in such a way that it just touches the surface of the mordant, thus giving the printer always the right amount of mordant for his block. He places the moistened block onto the fabric, and pressing it down with his left hand, and using his right hand as a hammer, strikes the block with one blow. His right hand is protected by a pad (*tarm*) made from folded-up woolen cloth or felt. He moistens the block again and places it back on the cloth, carefully joining marks on the edge of the block with repeat marks (*hāl*) left from the previous print, and so on.

(c) After he has completed all the prints with the different black blocks, he applies the mordant for the red areas with the red blocks in the same way, carefully observing all repeat marks (Fig. 315).

(d) When he has printed all the pieces of cloth from the stack with the black and red mordants, he takes the whole stack to the dye house (*rangraz-hāneh*), where he lowers one sheet of fabric after the other into a boiling solution of madder (*rūniyās*, *rūnās*). In one bath the iron vitriol-stamped lines turn black and the alum-stamped ones become red. During the subsequent washing (*šostan bā āb*, in Isfahān near the banks of the river Zāyandeh, Fig.



Figure 315 A Textile Printer Applying Dye-stuff

316) the surplus madder solution is rinsed out, the fabric is dried in the sun, and sent back to the printer.

(e) Taking indigo dye with the blue block from the cloth over the indigo dish in the same way as he did with the mordants, the printer applies it as the third color.

(f) The last step is the stamping on of the yellow dye in the same way as the blue, thus completing the actual printing process.

(g) The fabric is taken to the dye house for a second time, where it is boiled in water, during which process both dye-stuffs develop and, when subsequently exposed to the air, gain their full color strength.

Another way of obtaining the fawn background referred to in step (a) is the following: After thorough moistening, 20 to 30 printed and dyed calicoes are spread on the ground, all on top of one another, each one being sprinkled with finely ground pomegranate rind before the next one is placed over it. More water is poured over this pack and it is left alone for several hours. After a final rinse in fresh water the cloths are dried in the sun. This process

also serves as an additional color fixer. In the printing centers of Isfahān, Kāshān, and Yazd, where large series of each design are printed at a time, the printers work in teams, each team member handling all the blocks of one color and then passing the fabric to a colleague for the next color.



Figure 316 Dyers Rinsing Printed Textiles

### Quilt Making

Although Persia now has an efficient modern textile industry, including in its products good woolen blankets, people still like to cover beds with the traditional quilt (*lehāf*), and bazaars of even small towns have at least one quilt maker (*lehāf-dūz*). The quilt covers are usually sewn together from pieces of colored cotton fabric; popular designs have the field (*būm*) of printed cotton, a center diamond (*mouj*), and a wide border (*kenāreh*) of plain cotton in a contrasting color or vice-versa. The cover is filled with cotton (*pambeh*) or wool (*pašm*) that the quilt maker has loosened with a carder's bow at the back of his workshop. After the filling and sewing up of the cover the fibers inside it are evenly distributed by being beaten with a wooden stick (*čūb-e dōšak-sāf-kon*). This is followed by the quilting (*duhtān-e lehāf*), with a needle 3 to 4 inches long

(*sūzan*) and strong cotton or linen yarn. The needle is dipped into a pincushion filled with tallow (*kohneh-pī, bāleštak, bālesak*) from time to time. The tallow eases the sewing and also protects the needle when not in use. The quilter's finger is protected by a strong iron thimble (*angoštar, angoštāneh*). The Persian quilt makers indulge in fanciful ornamental quilting patterns that they are able to sew in without any drawn-on design. They usually start by sewing large circles into the four corners of the cover, and by adding more concentric and eccentric circles and wavy lines they gradually secure more and more fibers in their places.

After years of use some of the quilting threads wear through and the filling forms lumps. There are some quilters who go into the people's homes and, sitting in the courtyard, open such old quilts, re-bow the fibers, fill them in again, sew the cover up, and finish their work by requilting a different pattern.

### Cloth Shoe Making

Little is known about the development of the humble craft of cloth shoe making. The historian al-Balḥī<sup>82</sup> mentioned in 1105 A.D. that Gūndijān (modern Jamileh) in Fārs was known for its cloth shoe industry, which was still flourishing when the geographer Mustoufī saw it in 1340 A.D. The finest cloth shoes in modern times come from Ābādeh on the High Plateau between Isfahān and Šīrāz.

The Persian cloth shoe (*gīveh, malekī*) is comfortable to wear and well suited for the climate, but completely different from a Western type of shoe. It consists of a cloth sole (*šiveh*) of remarkable strength and endurance and a cotton upper (*rūvā, rū'ā, rūveh, rū'eh*).

<sup>82</sup> G. Le Strange, *Mesopotamia and Persia under the Mongols in the 14th Century*, p. 69.



Figure 317. Making a Cloth Shoe Upper

Three people are involved in the manufacture of cloth shoes. The uppers are made (*rū'eh ēidan*) by the women at home from a strong, twined cotton thread (*nah*) with a heavy needle (*sūzan-e gīveh-bāfī*) in a kind of blanket stitch, but not applied to any fabric (Fig. 317). The sewer starts at the tip of the upper with a few stitches slung around the end of her sewing thread, and then adds row after row of stitches, gradually extending at both sides according to the shape of the article. Having reached the required length of the flat part of it, she forms the heel by working about one inch from the edge, turning, working back to the edge, working the next row half an inch longer, turning back to the edge again and so on, six to twelve times, depending on the size of the shoe. Having formed the other half of the heel on the opposite side she forms the piece of material she has made so far into a circle and continues stitching around this circle for the last twelve rows, thus forming the ankle part of the shoe. Making such an upper of average size and thread thickness

takes about two days. The best *Ābādeh gīveh* are made from a fine cotton twine and have beautiful geometrical patterns consisting of small holes left in the course of stitching. They take much longer to make.

The second person involved in cloth shoe making is the sole maker (*pāreh-dūz, taht-kaš*). The soles (*taht*) are made from strong linen or cotton rags (*kohneh, latteh-kohneh*) that are cut into strips about 1 inch wide with a knife (*šafreh*) kept sharp on a lapping stone (*sang-e iskāf*). The strips are sized in a solution of gum tragacanth (*katīreh*), placed on a wooden block (*kondeh*), their edges turned over so that they meet in the center, and beaten flat with a handleless mallet (*mošteh*). Owing to the sizing the strips then stay folded and flat. Their length varies with the width of the sole. At the widest part of the sole each strip is about 5 inches long. When the strips for one complete sole are ready, the sole maker takes about a dozen of them at a time onto the block, and with a flat-pointed awl (*derafš-e šiveh*) he pierces flat holes through the center (Fig. 318) and through each side of the bundle of strips, about 1/4 inch from the edge. Next he prepares a number of hide strips of 1/4-inch width. They are made of cowhide tanned in lime. Like the cloth strips these leather strips are pierced with the flat awl, then placed aside to be



Figure 318 Piercing the Cloth Strips

used as reinforcements of heels (*pāšneh, na'leki, pas-piš*) and tips (*pūzeh, damāgeh*). When all this is completed, cloth and hide strips are threaded onto a strong hide lace (*dūvāl*) that runs right through the center of the sole. Likewise another pair of laces (*park*) is threaded through the holes near the edges. The sole maker uses a long and flexible awl (*sih-e gerd*) for this threading. He pulls the hide laces tight with a pair of flat-nosed pliers (*gāz*) and then secures them by sewing them through the tip and heel hide reinforcements; then he cuts the sole to shape with a sharp knife. When the third cloth shoe craftsman, the actual shoemaker (*gīveh-dūz, gīveh-kaš, maleki-dūz*), takes the soles over from his colleague, his first job is to sew a strong hide welt (*kamar, doureh, bāneh, čarm*) around the edge of the sole (Fig. 319), piercing welt and sole with a heavy awl (*derafš, derouš, dorōš*). He makes sure that every stitch is taken around the edge lace previously inserted by the sole




Figure 319 Cloth Shoe Soles



maker. During this operation the shoemaker keeps the sole straight by attaching a stick (*cūb-e poštband*) temporarily to the underside of the sole (right sole in Fig. 319). When the welt has been attached he places a wooden last (*qāleb*) onto the sole, slips the upper over the last (Fig. 320), and sews it against the welt. The holes for sewing are pierced into welt and upper with a short, round awl (*tiġ-gerd*). The overhanging ends of the welt are turned over the tip, sewn together and onto the upper with a needle (*sūzan*), thus forming a protection (*sangbar*) for the tip (center, Fig. 320). Similarly the welt ends at the back are sewn to the upper above the heel. There is a variety of cloth shoes that have a broad band (*širāzeh, kamar, baġal*) made by women with the same technique as the uppers sewn to the rim of the sole instead of the welt. The upper is then sewn on without a last (Fig. 321). Some cloth shoes have a narrow tip (*pūzeh bārik*); others have a wider one (*pūzeh pahn*); better quality shoes are lined with cotton cloth (*kohneh, āstar*) and have a leather heel lining (*tūpāšneh*); others have reinforced toe caps (*piš-panjeh*).

Because there is an almost unlimited supply of used car tires, many craftsmen

now make cloth shoes with soles from such cut-up tires, a practice that has resulted in a marked decline of the craft. Many of the poorer peasants just buy a pair of such rubber soles and make the upper with thick cotton thread in the technique described above, starting with the first row of stitches around the edge of the rubber sole and adding row after row of stitches, shaping the upper as they go.



Figure 321 A Shoemaker Sewing Sole to Upper



Figure 320 Uppers and Lasts

## Leather Crafts

### *Tanning and Leather Grinding*

The use of leather is certainly older than spinning and weaving, and yet the technique of preparing the hides has not changed much. A historian of technology<sup>83</sup> claims for northern Europe "that leather techniques remained static from the earliest ancient times till the nineteenth century," and the same was the case in Persia until recently, when modern tanneries began to operate.

<sup>83</sup> C. Singer, *op. cit.*, Vol. 3, p. 753.

Medieval tanners were well known for the fine leather they produced. Ibn Hauqal, who visited Horāsān in 950 A.D., praised the fine goat leather (*sehtiyān*) made by the tanners (*dabbāg*) of Gūrkan near Merv, whose products were sent all over the country.<sup>84</sup> Sir John Chardin classified tanning and leather craft as one of the "Mechanick Arts which the Persians know best," and he gave some details on the tanning of shagreen leather that Persia exported in his days (1665 A.D.) to India and the Near East.<sup>85</sup>

Today there are two ways in use for treating hides (*hām, ĉarm*), the preparation of sheep and goat skins into tawed leather (*ĉarm-e zāqī*) with alum and salt, and the tanning (*dabg*) of cow, ass, and horse hides. The latter is done in the following steps:

1. *Soaking the Hides* (*hām-rā āb zadan*). Dried hides brought to the tanner from outlying districts have to be soaked in large watering pits (*houz*) for three to six days, depending on hide thickness and fat content. Hides bought locally (*ĉarm-e būmī*) from the skinner (*jellād*) at the abattoir (*qaṣṣāb-hāneh*) do not have to be watered.

2. *Liming and Depilation*. The dry hides, after having been sufficiently softened by the soaking, and the fresh unsoaked hides are placed in lime pits that are glazed earthenware vats (*lūleh-kaš*) let into the ground (Fig. 322). Quicklime (*āhak*) is sprinkled over the hides, and the vats are filled with water. After four to six days the lime water has opened the texture of the hides and softened the hair. The hides are taken out of the lime pit, and each one is hung over a wooden beam (*tīr*) and depilated (*orām-kārī*) with a special knife (*kārd-e orām*) that is kept sharp on a honing stone (*sang-e orām*).



Figure 322 Liming Vats

3. *Swelling* (*ārd-e jou kardan*). Each hide, after the depilation, is transferred into another vat and sprinkled with barley meal (*ārd-e jou*). When a sufficient number of hides is in the vat it is filled with water, and a fermentation process begins that causes swelling of the hides to make them susceptible to the tanning agent, partly loosens superfluous flesh, and neutralizes the lime from the previous treatment. This process takes about 15 days in summer and 20 in winter. After the hides have been cured (*puhtān*) they are taken out of the vat, each one is placed over an almost upright beam (*har-e ĉūg*), and any superfluous flesh is removed (*hām-rā dās kardan*) with a double-handed fleshing knife (*dās*, Fig. 323). That done the hides are placed back in the swelling vats for a second curing.

4. *Salting* (*namaḵ pāsidān*). When after three to four days the second swelling has been completed the hides are placed into round tubs (*qadah*, Fig. 324), each hide being sprinkled with salt, and they are left there for three to four days.

5. *Tanning* (*māzū-kārī*). The hides are now ready for the actual tanning and are placed into deep, brick-built pits lined with wooden daubes (*goud-e ĉūb, sileh*, center, Fig. 324). Each hide, when placed in the pit, is sprinkled with finely ground gall nuts (*māzū*) or the ground bark of the salam tree (*Acacia* spp.). The tanner has

<sup>84</sup> Ibn Hauqal, *op. cit.*, p. 221.

<sup>85</sup> Sir J. Chardin, *op. cit.*, pp. 267-269.



Figure 323 Removing Superfluous Flesh



Figure 324 Salting Tubs and Tanning Pit (center)

the grinding done by one of his assistants on a hand mill (*dastās, ārcī*) similar to that used by the potter, or he can obtain these tanning agents from the bazaar where they are crushed and ground on an edge runner. The hides stay in the tanning pit for four to five days. They are daily turned over and trodden down again (*lāgad zadan*).

6. *Grinding* (*kāšī-kārī*). When the tanning is completed, the hides are dried in the sun (*hoškandan dar āftāb*) and then placed on a polishing board (*tahteh*) supported by a trestle (*kursī*). With the flesh side up the hide is ground smooth with a pumice stone (*sang-e pā*).

7. *Dyeing* (*rang rihtan*). Dyestuffs such as *gel-e varz*, *jouhar-e golī*, and *šābūn-e safid* are suitable for leather staining, and they are applied to the outside (*rū*) of the hide at this stage.

8. *Burnishing* (*šaiqal zanī*). For this final operation the hide is again placed on the polishing board and burnished by moving a highly polished stone (*šaiqal, mōhteh*) over the surface under heavy pressure. In larger tanneries grinding, dyeing, and burnishing are done by the leather trimmer (*čarm-sāz, čarmgar*).

#### Fur Garment Making

A very useful garment for the cold Persian winter is a long sheepskin coat known as *pūstīn*. The skin is prepared as chamois leather, worn with the fleece inside. An important center for the manufacture of quality garments of this kind is Mašhad, but many regional bazaars too have masters working in this craft.

The main product of the fur garment maker (*pūstīn-dūz*) is the above-mentioned long coat, others are a short jacket (*nīm-taneh*) and a sleeveless vest (*jeleqeh*). In this trade the following stages are involved from the raw skin to the ornamented garment:

Between 20 and 30 sheepskins (*pūst-e gūsfand*) are treated at a time. For pickling one moistened skin is placed on the ground, fleece down, and about 12 ounces of coarse rock salt (*namak*) are sprinkled over it. The next skin is placed on top of the first one but fleece up and so on, pair after pair, forming a stack. After two days they are taken out into the yard and dried

in the sun. Next day they are taken to the river or a water course on donkey back, and all surplus salt is washed away (*tar kardan*). Still wet, the skins are taken back to the shop where a mixture (*āš, ārd-ō-namak*) of barley meal (*ārd-e jou*) and salt (*namak*) has been prepared for the swelling process. The first skin is placed in a large earthenware vat (*zarf-e sefālin*), again fleece down, after having been covered with the flour-salt mixture that has been thoroughly rubbed in (*mālidan*). A second skin, after having been treated in the same way, is placed over the first one, leather down, and so several vats are filled with pairs of skins, and water is sprayed over them. For eight to ten days the skins are daily taken out, stretched (*kaš-ō-gir kardan*) by hand in all directions, placed back into the vats and covered again with the wet mixture. From the eighth day on the master can tell from the stretching when the skins have matured (*rasīdan*). After the swelling they are taken out to the river again, are well washed, and are spread out for drying. Brought back to the shop they are sprinkled with the mixture and moistened for the second time, this time by spraying water over each leather side with a broom (*jārū*) before stacking them in pairs once more. They are left for two days, washed in water, and dried again. The skins are then stretched out on a workbench (*tahteh*) and scraped (*tarāšīdan*) with an iron scraper (*āhan*) to remove any superfluous flesh. When clean (*pāk*) the leather sides are sprinkled with the ground rind (*pūst*) of the wild pomegranate (*anār-e jangali*), sprayed over with water, and the skins are again packed away in pairs, leather to leather, and kept wet. After a few days the rind is removed with a scraper, the skins are stretched, and fresh pomegranate rind is applied. After two days, when this rind is removed, the leather side of the skins has taken on a pale yellow color from the rind that at the same time

acts as a mild tanning agent. Next, the leather sides are rubbed with a mixture of sesame and castor oil known as lamp oil (*rouḡan-e čerāḡ*). The skins are finally dried in the sun and stretched several times over a sharp edge during the drying to soften them (*molāyem kardan*). Attention is then given to the fleece, which is combed (*šāneh kardan*) and beaten with a stick to remove any remnants from previous treatment. The master selects matching skins for each garment, cuts them (*borīdan*), and assistants do the hand sewing. Women take them over in contract work at home to decorate the garments with cotton threads in satin-stitch embroidery (*abrešam-dūzi*). This name suggests that some of the embroidery has been done or may still be done with silk threads. The traditional color is yellow, but embroidery in other colors is also found (Fig. 325).



Figure 325 An Embroidered Sheepskin Vest

### Packsaddle Making

One of the principal uses of leather, the saddler (*zîn-sâz*, *zîngar*, *sarrâg*) has not been recorded, but a few details are available on the work of his humble brother, the packsaddle maker (*pâlân-dūz*, *pâlângar*, *pâlâni*). Since the pack horse and the donkey play an important role as beasts of burden, particularly in remote, roadless mountain areas, packsaddles are still much in demand. Horse hair and straw are packed around a wooden frame and covered with hand-woven woolen bagging and webbing. The sewing along the edges is done with an ordinary pack needle (*javâl-dūz*) that is pressed through with an iron palm (*kafî*, *kafdasti*) inside the hand. For the through-stitches holes are pierced with a heavy iron awl (*sih*) about 4 feet in length, and strong woolen cords are passed through the holes and taken up at the other end with an iron hook (*sâh*, foreground, Fig. 326). The horsehair and straw packing is beaten into position with a short, handleless iron mallet (*mošteh*) (left foreground, Fig. 326).

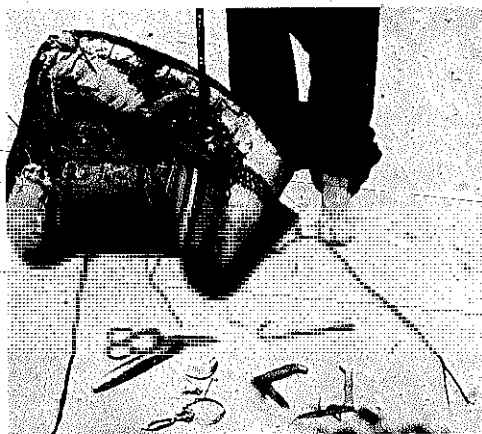


Figure 326 A Packsaddle Maker

### Leather Shoe Making

It has been shown before that the cloth shoe was the footwear generally worn in

Persia. Leather shoes are a later arrival, the trade being strongly influenced from Russia. At his best the shoemaker (*kaffâs*, *kafš-sâz*) works with Western methods and is therefore not interesting for the purpose of this study; at his worst he applies a hybrid technique of some traditional and some Western methods which becomes particularly poor in style when the soles are cut from disused automobile tires. With the increased use of leather shoes, the shoe repairer or cobbler (*kafš-dūz*) established himself as a new craftsman.

### Making of Leather Buckets

A humble but quite busy craftsman in the bazaar is the maker of leather buckets (*dûl-dūz*, *dûl-sâz*). Large leather buckets (*dûl*, *dâli*, *dâleh*) are used to draw water from the well. They are cylindrical, made from the whole skins (*pûst*) of sheep or goats with the leg holes sewn up and a sewn-in round bottom. To give the bucket rigidity at the top, an iron hoop (*âhan-e dûl*) is sewn to it carrying the handle (*dasteh-ye dûl*). This craftsman also makes leather drinking-water containers (*dûlčeh-ye abhūori*), a peculiar feature in Persian houses. They consist of a tapered leather bucket (*mašk*) supported by three wooden feet (*čûb-e dûl*, Fig. 327) that are sewn to the bucket with leather lace, sometimes with colored lace to form a decorative edging (*magzi*). When filled with water, the pores of the leather let a certain amount of water through, which evaporates and keeps the water inside the container cool. The container is closed with a wooden stopper (*sar-e dûlčeh*, *dar-e dûlčeh*). Both feet and stopper are supplied by the local wood turner and are often gaily painted.

### Sieve Making

The women of the nomadic Kouli tribe, kinsfolk of the gypsies, specialize as sieve makers (*garbâl-band*, *garbâl-bâf*), whereas




Figure 327 A Drinking-water Container

their men are well known as wandering blacksmiths and tinkers. For ordinary sieves (*ġarbāl*) the women clean sheep and goat skins in the open air and dry them by pegging them to the ground (Fig. 328). When dried the skins are rubbed with tallow to keep them pliable. Going around a skin with a sharp knife (*tig*), the women cut a narrow strip called *rūdeh* which they roll between hand and thigh, making it look like a gut. Only for very good sieves do they use genuine sheep gut (*rūdeh*). In the meantime their men have prepared wooden hoops (*kūm*, *kām*) with holes all around the edge. The women stretch a warp (*rūdi*) inside these hoops (Fig. 329), place an iron rod across it, and tie every second warp strip to it, thus forming a rod heddle. This heddle is attached to a wooden bar (*sīh-e bošak*) by means of an iron hook, and when turned over this bar



Figure 328 Drying a Skin in the Open Air



Figure 329 Warp and Heddle inside a Sieve Hoop

lifts the rod heddle and forms a weaving shed. The weft strips are wound around an iron spit (*sīh-e dast*) that is inserted into the first shed. The strip is moved into place with a shed rod (*sīh*). For the next weft the wooden bar holding the rod heddle is turned forward, thus releasing the rod heddle; the shed rod is pushed forward and placed on the edge of the hoop; thus forming the alternate shed. During the weaving warp and weft are kept moist with a wet rag (*kohneh*). When the last weft has been put across, the rod heddle ties are cut and the leather strips dry and become very tight.

These sieves are made with coarse meshes (*ġarbāl-e dorōšt*) or with fine ones (*ġarbāl-e rīz*) and are used for the sifting (*bīhtan*) of grain, pounded plaster (*ġarbāl-e ġač-bīzī*), or sand (*ġarbāl-e šen-bīzī*), besides many household purposes. The Kōuli

women also weave wire sieves (*ġarbāl-e simi*), mainly used for flour sifting. In that case they are called *alak*. The sieve wires are drawn by the men of the tribe from soft steel wire. When passing through towns and villages on their wanderings the Kouli sell these goods.

Figure 330 shows a sieve that is also made of leather strips but braided instead of woven. This type of sieve is commonly used in North Persia for grain sifting during harvest time.

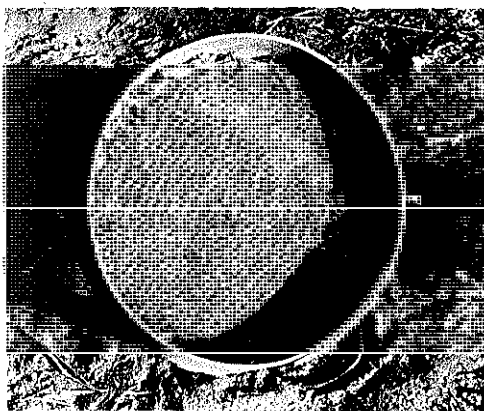


Figure 330 A Braided Sieve

#### Making of Water Pipe Hoses

One more leather craftsman should be mentioned here, the maker of water pipe hoses (*nai-piç*) who produces the flexible hose (*nai*) for the water pipe (*qalyān*) so commonly used for tobacco smoking. He first winds a thin cotton thread around a wooden stick that acts as a mandril. Next he winds a thick, twined cord over the cotton in the form of a screw thread. On this he glues, with fish glue, very thin parchment that has been soaked in water. Before it dries the craftsman winds another thinner twine over the parchment in such a manner that this twine presses the parchment between the threads of the cord underneath, thus forming the parchment

into the shape of folding bellows. Before the glue sets, the thin cotton twine is removed and the flexible hose is taken from the mandril and hung up for drying.

#### Bookbinding

Before we come to the bookbinder's craft it seems necessary to explain that papermaking as a craft has been omitted because no paper has been manufactured in Persia for more than one hundred years. This is all the more regrettable as Persia played a key role in the transmission of the art of papermaking from China to the West. While the Achaemenians used clay tablets for writing up to the end of their empire through Alexander, it has been proved that the Parthians, from the second century B.C. on, wrote on parchment<sup>86</sup> for which they used the Greek name *diphthera*, a word still alive in the Persian word for copy book, *daftar*. About 650 A.D. the Sasanians began to import Chinese paper made from the bark of the mulberry tree, but used it exclusively for important state documents.<sup>87</sup>

Although varying dates are given for the conquest of Samarkand and the commencement of papermaking there, it can be proved from Arab chronicles and is confirmed in Chinese annals that it was in July 751 when the 'Abbāsīd governor of Horāsān sent his lieutenant Ziyād ibn Šāliḥ against two Turkish chieftains who had rebelled against the Moslems and had obtained Chinese military assistance. In the battle of Ašlah on the Tarāz river the Turco-Chinese army was defeated, and among the prisoners of war were Chinese papermakers who were taken to Samarkand and encouraged to start a papermaking industry.<sup>88</sup> It is interesting to note

<sup>86</sup> B. Laufer, *op. cit.*, p. 563.

<sup>87</sup> *Ibid.*, p. 559.

<sup>88</sup> R. Hoernle, "Who Was the Inventor of Rag Paper?" pp. 663 ff.

that the paper produced in Samarkand and later in every part of the Moslem world was not the mulberry bark paper first invented in China but another paper made from linen rags, hemp, and so-called China grass, also a Chinese invention made about 105 A.D.<sup>89</sup> Microscopic and chemical investigations carried out with early Samarkand paper have proved<sup>90</sup> that the Persian papermakers (*kāgaz-sāz*) never made mulberry bark paper. The same investigations also showed that the tradition carried through our historic reports on paper, viz., that the early Persian paper was made of cotton, is not true. No cotton fiber can be proved for any Islamic paper.<sup>91</sup>

Early Arabian chronicles confirm that for some time Chinese masters directed the paper industry of Samarkand before Persians took over. Already by 794 the first paper mill was erected in Baghdad, and it produced a fine paper, second only to that of Samarkand. Syria, Egypt, and North Africa were further stations in the spread of the industry, and in 1154 A.D. the Arabs established the first mill near Valencia in Spain,<sup>92</sup> and as late as 1396 the first paper mill began operating at Nuremberg in Germany.

The chemical investigations also proved that the Persian papermakers at Samarkand made an important contribution to paper technology by introducing paper sizing to make it more suitable for writing with ink and a reed pen. The size first used was made of wheat starch (*našāsteh*), later also size made from gum tragacanth or the boiled bulbs of asphodel was used.<sup>93</sup>

Regarding the history of bookbinding

we are in the fortunate position of having three detailed descriptions of the bookbinder's craft. The oldest of them is by Ibn Bādīs (1031-1108 A.D.),<sup>94</sup> who had a practical knowledge of the processes involved in bookbinding. The second account is that of Qalqašandī who died in 1418. He gives a detailed description of bookbinding materials and tools.<sup>95</sup> The most comprehensive is the book by Sufyānī, who wrote about 1619.<sup>96</sup> He was a master bookbinder himself and described his craft in full for fear that his apprentices might forget his teachings and neglect the craft.

Many technical aspects of these books have recently been critically investigated.<sup>97</sup> This and the writer's own records of the craft's present situation in Persia show that it has not changed much since the Middle Ages and that modern good hand binding even in the West is essentially the same if we disregard the use of paper-cutting machines.

The bookbinder (*sahhāf, jeldgar*) obtains the sections (*jozv*) of the book (*ketāb*) from the printing press, aligns them (*bāhām kardan*) in the right order, and puts them into a screw press (*tang, fešār*). The old press where two boards were pressed together with a tourniquet at each end has gone out of use. When sewing against cords (*mīl*) is intended, cuts are inserted with a saw (*drreh kardan*). For tape sewing, pressing and cutting are not required.

Sitting in front of the bookbinding frame (*dastgāh*) with cords or tapes in position, the bookbinder places a folded endpaper (*āstar, badre'qeh*) behind the tapes and sews (*dūhtan*) it onto the tapes, together with the first section. Sewing from

<sup>89</sup> B. Laufer, *op. cit.*, p. 563.

<sup>90</sup> J. Wiesner, "Mikroskopische Untersuchungen alter ostturkestanischer Papiere," Vienna, 1902, pp. 9 ff.

<sup>91</sup> J. Karabacek, "Das arabische Papier," pp. 43-50.

<sup>92</sup> *Ibid.*, p. 40.

<sup>93</sup> J. Wiesner, *op. cit.*, pp. 9 ff.

<sup>94</sup> Ibn Bādīs, *umdat al-kuttāb*.

<sup>95</sup> A. Qalqašandī, *Subh al-'āsa*.

<sup>96</sup> Sufyānī, *Šinā'at tasfir al-kutub* (*The Technique of Bookbinding*).

<sup>97</sup> K. G. Bosch, "Islamic Bookbinding from the 12th-17th Centuries," pp. 41-82.



left to right for this section and returning for the second and so on, he completes the whole book, including another endpaper with the last section. This done, cords or tapes respectively are taken from the frame, and the work is put into a press for gluing (*časbīdan*, *seriš kardān*) of the spine. The glue commonly used for this work is leather glue (*serišom*), boiled from leather scraps, or fish glue (*seriš-e māhī*), made by boiling the swimming bladder of the sturgeon. After drying (*hoškīdan*) of the glue the book is trimmed (*boreš dādan*) with a bookbinder's knife (*kārd*, *šefteh*). During the trimming, the edge to be trimmed is held in a trimming press (*qaid*, *gīreh*). In a few modern binderies the trimming is done with a guillotine (*māšīn-e boreš*). After this the headbands (*šīrāzeh*, *golābdūzī*) are glued to the ends of the spine. Next the binder cuts the cardboards (*moqavvā*) for the case (*jeld*, *rūyeh*) to size on a marble block (*sang-e marmar*). A variety of cover materials is commonly used. The cheapest is cloth binding (*sotūnak*) or embossed cloth (*gālingōr*). Next in quality comes half case (*abri*, *jeld-e mā-mūlī*), a type widely applied, consisting of a cloth cover and a leather spine. Valuable books are still bound as full leather case (*rūyeh-ye mišeh*, *rūyeh-ye čarmī*). With a vegetable paste (*seriš*, *seres*), made from the glutinous bulbs of *Asphodelus ramosus* or *Eremurus atcherianus* the case boards are glued to the tapes and the cover material, and endpapers are glued to the boards. Then dry decoration or tooling is applied to the case. In its simplest form it is blind tooling, i.e., pressing lines (*haft andāhtān*) into the cover material with a wooden lining tool (*mahaft*) but without the application of gold leaf. A considerable number of books are gold-tooled (*jelā-kūbī*). Lettering (*hurūf*) and tooling brass (*gol-e kilīseh*) are placed into a form (*gīreh*) and are warmed over a charcoal brazier. Meanwhile a thin coat of shellac solution (*lāk-e alcol*) is

applied to the cover. The form is taken from the brazier, pressed onto a sheet of gold leaf (*varāq-e jelā'ī*), and the form is pressed onto the book case (*hurūfrā andāhtān*) and beaten mildly with a wooden mallet (*mošteh*). Ornamental corners and center panels are applied in the same way. Rich embossing of the leather and the application of miniatures is no longer done to book cases, but has survived in the souvenir trade. Books of the past embellished in these techniques are kept in many of the great museums and bear witness to the high standard of the Persian bookbinder's craft.

### Pen Box Making

A craft in some respects similar to that of the bookbinder and using some of his materials is that of the pen box maker (*qalam-dān-sāz*). His product is a box containing a small ink pot, several reed pens, and a penknife. The larger ones of these are made in papier maché (*hamīr-e moqavvā*, *hamīr-e kāgāz*) while the smaller boxes are made from layers of paper glued together (*kāgāz rūham časbāndān*).

For both processes the pen box maker has wooden molds (*qāleb*) that represent the inside of the pen container and the cover respectively. The papier maché mass (*hamīr*) is prepared by pounding paper (*kāgāz*) together with asphodel paste (*seriš*, *seres*) in a stone mortar (*hāvan-e sangī*). The mass for about 100 boxes takes 2 to 3 days to pound (*kūbīdan*). First the molds are rubbed with soap (*sābūn*) on the outside, the soap from Qom being regarded as the best. Rubbing with soap (*sābūn kašīdan*) is done to prevent the papier maché or the paper from sticking to the mold. The pen box maker starts with the mold for the container (*zabāneh-qalamdān*) by applying the papier maché around the sides and the bottom of the mold. When the mass has dried on the surface he rubs it with a wooden burnisher

(*mohreh*) to smooth and compress it. After further drying he applies a second layer of papier maché and treats it similarly. Now taking the mold for the pen box cover (*qaleb*, *qaleb-ye qalamdân*, *jeld-e qalamdân*), he applies papier maché, this time all around the mold, also in two stages. When the mass is completely dry he cuts the cover open with a special knife (*abzâr-e kalleh-bori*). The cut (*kalleh-bori*) runs about an inch from one end of the cover and thus takes a cap off it. This cut, vertical along the sides of the cover, is executed in such a way that it produces either a semicircle (*qam-dâyereh*) on top and bottom or follows a zig line (*dahân-e uzdari*). The cut-off cap and the remainder of the cover are both withdrawn from the mold sideways, which is not difficult thanks to the effect of the previous soaping. The container is likewise removed from its mold and the cap is pushed over one end of the container and glued on. When the cover is pushed over the rest of the container, it matches with the cap and closes the box.

For the manufacture of the smaller boxes only one mold, that for the container (*qaleb-zabaneh*) is used. After careful application of papier maché as described before, the edges of the mold, and one underneath, with an overhang-  
 ing edge (*abzâr-e kalleh-bori*) over, applies asphalt paste, gives a second paper strip on, and so on, each time pasting a cut-off of the paper on his bench to keep count of the

number of layers pasted on. After every three layers he beats (*zâr-zâr*) the paper with the flat side of a file. The cuts of the file compact the moist paper and the paste. After that he burnishes the surface with a wooden tool. After 28 layers the gluing is completed and the work is left to dry. In preparation for the making of the cover the thoroughly dried paper surface is well rubbed with soap, and then the laying of the paper strips begins, this time covering the whole surface of the soap-rubbed core. As before there is beating and smoothing after every third layer, and with 28 layers the cover is completed too. When it is dry the master carefully cuts the end cap off in the same way as for the papier maché boxes, this time using a tool whose cutting edge is just as deep as the cover is thick so that he does not cut into the container underneath the cover. Cover and cap are then slipped off the core, the mold of the container is removed and the cap is glued to one end of the container as before.

When fully dried, both the papier maché pen boxes and the laminated paper pen boxes are varnished with a lacquer (*rougan-kumân*). It is prepared by boiling one part of sandarac resin (*sandalûs*) in three parts of linseed oil (*rougan-e bazrak*). Then miniature paintings and ornaments are applied (*naqqâsi kardan*) to the cover in oil paint, and a final varnish for the protection of the decoration completes the work.

## AGRICULTURE AND FOOD-TREATING CRAFTS

Ever since the time when, seven to eight thousand years ago, the Neolithic settlers began to grow crops and raise sheep, goats, and cattle on the Plateau, Persia has been primarily an agricultural country. Today the value of Persia's agricultural output is about four times that of its entire oil industry,<sup>1</sup> and 75 per cent of the total population of 21 million work on the land. But only 10 per cent of the country's area is at present cultivated, about 40 per cent is used by seminomadic tribes for grazing, 15 per cent is forested, and the remaining 35 per cent is desert and waste land.<sup>2</sup>

### Climatic Conditions

The factor dominating the peasant's work is the climate, which in Persia is one

<sup>1</sup> Mohammed Reza Shah Pahlavi, *Mission for My Country*, p. 195.

<sup>2</sup> *Ibid.*, p. 196.

of extreme contrasts.<sup>3</sup> During winter the general air circulation over the northern hemisphere brings a series of low pressure centers from the Mediterranean and the Black Sea over the Iranian Plateau. These depressions cause most of the annual rainfall. They are often combined with warm southerly winds that result in the melting of snow in the highlands. Many of the country's river beds carry water only at this time of the year. Between two depressions, however, the pressure rises fairly high with a clear sky and warm days but extremely cold nights, particularly in the desert basin. If, however, a depression in the south attracts cold air masses from Turkmanistan and Siberia that enter through the gap between the Alburz ranges and the Hindukush, the temperature may drop to

<sup>3</sup> G. Stratil-Sauer, "Iran, eine länderkundliche Skizze," p. 180.

-20°F during the day in Ḥorāsān and Āzarbaijān, or in South Persia to +14°F. Snow in the mountains is regarded as the most important water storage. Perennial snow can only be found on the higher ranges of the Alburz, on a few peaks near Tabrīz, and on the Zagros ranges west of Iṣfahān. Most of the northern half of the Plateau is covered with snow for several months, in some of the mountain ranges up to 12 feet deep. In the center of the Plateau the snow is about a foot high for 4 to 6 weeks and in the south snow, if any, may only stay for a day.

Spring and summer weather develop when the large high pressure zone over the Azores and the South Atlantic grows and air masses are shifted over Northwest India, Balūčistān, and Southern Arabia, where they warm up and pass over the Iranian Plateau. The daily temperature rises gradually until it reaches between 100 and 115°F by the end of May. When between June and September high pressure develops over Central Asia, the famous "wind of the hundred and twenty days" blows over Ḥorāsān and Sīstān day and night with unabated intensity. Warming up as it comes south, it makes the Lūt desert one of the hottest spots on earth. During the summer months the relative humidity is rarely more than 4 per cent in most parts of the Plateau, with a few occasional showers in the south from the northern edge of the Indian monsoon. During October the period of the depressions moving eastward marks the beginning of winter.

Seen in the form of climatic regions Persia can be divided into the following five zones:

The northern slopes of the Alburz and the Caspian provinces may have rain at any time of the year when southward moving, rain-laden clouds are prevented by the mountains from entering the

Plateau. The annual rainfall in the Caspian provinces averages 80 inches. On the Plateau the climate is primarily determined by the altitude. At 8,000 feet above sea level in the north and at 10,000 feet in the south begins what the Persians call the *sarhadd*, i.e., the upper limit, a region of purely alpine pasture during summer. It is above the tree line and is covered with snow throughout winter.

Quite the opposite to this is the *garmsir*, i.e., the hot region or lowlands, comprising the province of Ḥūzistān, the littoral of the Persian Gulf and the mountain slopes running parallel to it up to about 2,500 feet altitude. The *garmsir* never has any snow; it has sufficient pastures in winter and allows some farming early in spring before its inhabitants, in seminomadic fashion, move to the *sarhadd* into their summer quarters (*yailāq*).

Between these two extremes there is the *sardsir*, i.e., the cool region or uplands. It has snow and frost in winter for some months and moderately warm summers. At the lower reaches of the *sardsir*, viz., below 4,500 feet in the north and 6,000 feet in the south, there is a zone of sub-tropical climate in which most of the important towns of the Plateau are situated. There one finds moderately cold winters with snow for a few days or weeks and very warm but dry summers. The typical oasis cultivations on the alluvial flats between mountain ranges, such as Qom, Iṣfahān, and Šīrāz, belong to this zone. Annual rainfall on the Plateau averages 10 inches in the north, gradually decreasing to 6 inches in the south.

#### Agricultural Crops and Notes on Their History

By far the most important crop grown in Persia is wheat (*gaḥdom*), followed by barley (*jou*). Annual production of

the two is about 3 million metric tons. Archaeologists have established<sup>4</sup> that agriculture began on the Iranian Plateau before it developed on the irrigated lowlands. Charred grains found at the excavated Neolithic village of Geoy Tepe near Lake Urūmiyeh<sup>5</sup> prove that wheat of the variety *Triticum aestivum* must have been grown more than 5,000 years ago. Wheat and barley are both indigenous to Persia, where they still grow wild, and their cultivation is believed to have spread from there to Mesopotamia, Egypt, and Europe.<sup>6</sup> The wheat variety *Triticum durum* is the one mainly grown today. With its high gluten content it is well suited for the Persian type of bread that forms the staple food throughout the country.<sup>7</sup> Both wheat and barley are grown in dry-land cultivation in Āzarbaijān, Hōrāsān, and the high valleys of the Zagros mountains. They are sown there soon after the melting of the snow and depend on the spring rains for maturity. In the south both grains are grown on irrigated land. For dry regions barley has a great advantage in that its roots deeply penetrate the soil in search of moisture. Barley is mainly used as animal fodder, though some is grown for export and for the country's small brewing industry. Rye (*čādār*, *čavdār*, *čoudār*, *dīvāk*) is grown in the high valleys of the Alburz mountains and is used for bread and fodder. Rice (*berenj*) is grown on irrigated land, principally in the Caspian provinces. The variety grown there is known as *ambārbū*. Some is grown in southern Fārs under the name of *čampēh*. Only grown to the extent of 0.4 million metric tons per annum, it has never become a staple food although it is much

enjoyed by those who can afford it, mainly in the form of *pilāv*. Historically, too, rice is a relative newcomer. No word for it is contained in the Avesta, and Aristobulus, one of Alexander's companions during the conquest of Persia, wrote in 285 B.C. that rice was cultivated only in Babylonia, Susiana, and Bactria but not on the Plateau.<sup>8</sup> This negative evidence is confirmed by the early Chinese traveler General Čaŋ K'ien, who reported about rice cultivation only in Fergana and Parthia, then the easternmost provinces of Persia. Later Chinese travelers reported that during Sasanian times Persia had no rice, and only from Islamic times on has rice been grown in Persia, its cultivation then being practised, according to early Islamic geographers and historians.<sup>9</sup> Other grain crops (*galleh*) are millet (*arzan*), introduced from India, and maize (*zorrat*), a latecomer from America via Europe.

Sugar (*šakar*) is refined in Persia from beet (*čogondar*) and cane (*hūz*). At present the greater part of the annual sugar production of 100,000 tons is extracted from beet grown on the Plateau, introduced early this century by Europeans together with modern refineries. Only a small part of the sugar production comes from the cane of Hūzistān, but its cultivation has been modernized and is expanding again after a lapse of several centuries. Of Indian or Southeast Asian origin, sugar cane played an important role in Sasanian Persia. This is first mentioned by the Armenian archbishop and historian Moses of Chorene, who wrote in 462 A.D. during the reign of the Sasanian King Peroz: "In Elam near Gundešāpūr precious sugar is grown." A story by Ibn Hallihān containing an account of how King Hosrou I (531-579 A.D.) was given a cup of sugar cane juice to drink<sup>10</sup> is further evidence

<sup>4</sup> E. E. Herzfeld and A. Keith, "Iran as a Pre-historic Centre," pp. 43-44.

<sup>5</sup> T. B. Brown, *Excavations in Azarbaijan, 1948*, p. 50.

<sup>6</sup> R. Ghirshman, *Iran*, p. 35.

<sup>7</sup> Already so in Achaemenian times; cf. Herodotus, *The Histories*, iii.22.

<sup>8</sup> B. Laufer, *Sino-Iranica*, p. 372.

<sup>9</sup> *Ibid.*, p. 373.

<sup>10</sup> N. Deerr, *The History of Sugar*, p. 68.

that sugar cane must have been known at that time. A Western source is the account of the Roman emperor Heraclius, who mentions sugar among the valuables taken as booty after the capture of Dasteragad, the palace of Hosrou II, in 627 A.D. The Chinese Sui-shū annals,<sup>11</sup> which were written during the time of Hosrou II (590-628 A.D.), attribute the refining of sugar syrup into hard sugar to the Sasanians. Although the Chinese had annual tributes from Tonkin and Cambodia paid in sugar cane, they had regular imports of hard sugar from Persia.<sup>12</sup> The seventh-century writer Moñ-Sen praised Sasanian sugar consumed in Szechuan. However, when the Chinese wanted to learn the secret of sugar refining they sent a mission to Maghada in India in 647 A.D. to study the sugar boiling process. The Indian method was then adopted by the cane growers of Yan-čou.

The early Arabian historians and geographers Ibn al-Fakil (about 900 A.D.), Al-Istahri (about 950 A.D.), and Al-Idrisi (1099-1154) all mention two regions in Persia where sugar cane was grown, Makrān, which is part of Balūčistān, and Hūzistān, meaning "land of the sugar cane." Considering that Makrān has been an important link between the Indus valley civilization and Mesopotamia it is not hard to see how the sugar cane traveled from India.

The Arab conquerors took great interest in cane growing and sugar refining, and they disseminated both cultivation and refining methods to Palestine, Syria, Egypt, North Africa, and Spain.<sup>13</sup> The Persian sugar industry declined after 1300 A.D. and remained unimportant until it was revived in our times. It will now expand further with the introduction of

modern irrigation and more dams in Hūzistān.

The fodder plant lucerne (*aspist*, *yōnjeh*) was already an important crop in ancient times, especially for the feeding of horses. It seems to be indigenous to Persia, and its history is so well established that it is of interest to follow its spread over the world. The earliest mention known to us is in a Babylonian text of about 700 B.C.,<sup>14</sup> where it appears under its Persian name, *aspasti* (meaning "horse fodder"), on a list drawn up by the gardener of King Marduk-Balidin. In 424 B.C. the Greek dramatist Aristophanes<sup>15</sup> mentions lucerne as horse fodder under the name of *Medikē*, and Strabo says that the Greeks call this excellent fodder this name because it grows in abundance in Media. In the Sasanian land tax schedule of Hosrou I the tax on lucerne is the highest one on any crop, a sign of its high valuation.<sup>16</sup> The Arabs who had obtained the plant (together with its name, arabicized *isfist* or *fisfisa*) from the Persians, spread the cultivation of the new plant throughout the caliphate as far as Spain, from where it reached northern Europe and later the Americas.

We are fortunate in having full records of how this useful plant came to China. The desire to obtain the taller and stronger Persian horses led the Chinese emperor Wu (140-87 B.C.) to send trade missions to Persia at regular intervals. Their leader, the general Čan K'ien, soon found out that the imported horses did not thrive as well on Chinese fodder as on Persian lucerne. He carried some of it home on his next mission. In 126 B.C. it is reported that wide tracts of land near the Imperial palace were covered with the

<sup>11</sup> B. Laufer, *op. cit.*, p. 376.

<sup>12</sup> *Ibid.*

<sup>13</sup> *Ibid.*, p. 377.

<sup>14</sup> C. Joret, *Les Plantes dans l'antiquité*, Vol. 2, p. 68.

<sup>15</sup> Aristophanes, *Opera*, v.606.

<sup>16</sup> B. Laufer, *op. cit.*, p. 209.

new plant, which from then on is mentioned in many annals.<sup>17</sup>

Clover (*haft-čīn*, *šabdār*) is another fodder plant and is extensively grown in the valleys of the Alburz mountains.

Of the many fruit plants that grow in Persia the grapevine (*raz*, *mou*, *tāk*) is perhaps the oldest and best known. Plant historians seem to agree<sup>18</sup> that the grapevine is at home in the region south of the Caucasus, in Armenia, and North Persia. Although the grapevine was already known in Egypt and Mesopotamia by 3000 B.C., Greek and Roman writers associated wine drinking first with the Persians.<sup>19</sup> The same Chinese general Čar K'ien who introduced lucerne to his homeland wrote after he had seen the eastern provinces of Persia, viz., Fergana, Sogdiana, and Bactria: "They have wine made from grapes, and the wealthy store wine in large quantities up to ten thousand gallons which keeps for several decades. The Persians are as fond of wine as their horses relish lucerne."<sup>20</sup> The envoys took grapevine cuttings to China, and later travelers noted extensive plantations near the Imperial palace. Other annalists record the importation of different varieties of grapevines from Persia and Syria.<sup>21</sup> Today fifteen varieties of grapes are grown in the province of Fārs alone, having a wide range in taste and appearance. The first to come to the market in May are the ruby grapes (*yāqūti*) with berries tasting like muscatels; the last of the year are the *mehri*, ripening in the month of *mehr* (September–October). Economically the most important are the sultana grapes (*kešmeši*). Other varieties are *rīš-e bābā*

(father's beard), *šast-ārūs* (sixty brides), *šāhibi* (the lordly), *nabāti* (the confectionery), *mādar-ō-bačeh* (mother and child, on account of the different sizes of berries in the same bunch), *askari*, *mesqāli*, *halili*, *munegā*, *kalāčeh*, and *širāzi*.

Another instance of royal interest in the development of agriculture is a letter from Darius the Great to his satrap Gadates in which he exhorts him to transplant eastern plants and trees to Asia Minor and Syria.<sup>22</sup> It is therefore not surprising to find a number of fruit trees introduced from China into Persia, thence to the West. The peach (*Amygdalus persica*) and the apricot (*Prunus armenica*) were the earliest to go this way. It is known that the Chinese were the first to cultivate these fruits, and it is assumed that their transmission westward followed the silk route. Theophrastus of Alexander's staff, who gives so many details on other plants, does not mention them,<sup>23</sup> but they appeared in Persia during the second century B.C. and were later grown in Armenia, from where the Romans took them to Greece and Rome during the first century A.D. The Persians do not have original names for these fruits, but as they so often do with things imported, apply a descriptive name, viz., *šaft-ālū*, meaning "large plum," for the peach and *zard-ālū*, meaning "yellow plum," for the apricot. A similar development took place at the Indo-Scythian court in the Panjab where Chinese hostages introduced the peach, known there to this day as *čīnāni*, "fruit from China," and the pear, *čīnārājpura*, "crown prince of China."<sup>24</sup> Later there was, so to speak, a return of compliments when in 647 A.D. the Persian province of Sogdiana presented the T'ang emperor T'ai Tsun with plants of the golden apricot, a variety

<sup>17</sup> *Ibid.*, p. 211.

<sup>18</sup> A. de Candolle, *Origin of Cultivated Plants*, p. 192.

<sup>19</sup> B. Laufer, *op. cit.*, pp. 223–224.

<sup>20</sup> *Ibid.*, p. 221.

<sup>21</sup> *Ibid.*, p. 228, and Grumm-Grjmailo, "History of the Introduction of the Grape Vine to China."

<sup>22</sup> R. Ghirshman, *op. cit.*, p. 182.

<sup>23</sup> B. Laufer, *op. cit.*, p. 539.

<sup>24</sup> *Ibid.*, p. 540.

that had been developed there over the centuries and whose fruits were said to be as big as goose eggs.<sup>25</sup>

A fruit tree that spread from Persia to Europe on the one hand and to China and India on the other is the almond tree (*bādām*), still known in Tibet under its Persian name *ba-dam* and in China as *p'o-tan*.<sup>26</sup> The pistachio tree (*pisteh*) is another native of Persia and was already observed there by Theophrastus.<sup>27</sup> Galenus and Dioscorides, both second-century A.D. scientists, saw it in Syria; Vitellius had introduced it into Italy in the first century A.D. while his friend Flaccus Pompeius had brought it to Spain. During the eighth century A.D. the fruit became known in China as the "hazelnut of Persia." Similar spreads and developments can be shown for the fig (*anjir*)<sup>28</sup> and the pomegranate (*anār*), the latter having been introduced into China by General Čan K'ien.<sup>29</sup>

All these fruits still play an important role in the diet of the people and the economy of the country, together with dates (*hormā*) and a number of vegetables (*baql*, *baqūlāt*), including a kind of lettuce (*kāhū*), beans (*lūbiyā*), onions (*piyāz*), and garlic (*sir*). Other crops comprise a variety of pulse (*habūbāt*) such as peas (*nohōd*) and broad beans (*baqaleh*, *bāqelā*), both known in China as of Persian origin.<sup>30</sup> Of the seeds producing edible oil we must mention here cotton-seed, poppy seed, linseed, rape, mustard, and sesame. The latter used to be the principal source of edible oil in Babylonia,<sup>31</sup> apparently introduced there from India, and became known in Persia during Achaemenian times. Sesame was

introduced into China together with flax during the second century B.C.<sup>32</sup>

Tea and tobacco as crops are of more recent origin, but Persia grows enough of both to satisfy its own requirements.

### Irrigation

Considering the annual rainfall on the Plateau as outlined before, it is astonishing that agriculture is possible at all. Areas with similar climatic conditions, e.g., the "dry heart of Australia," Lake Eyre, and inland South Australia, have no agriculture whatsoever. That it is attempted at all in Persia can only be explained by the existence of much more favorable conditions in earlier times and a gradual drying up, mainly through deforestation and loss of fertile soil by erosion, circumstances that forced the inhabitants to devise a number of ingenious methods for preserving enough water to grow sufficient food, although today this may often only be at subsistence level. From detailed descriptions of many geographers and historians of the ninth to the eleventh centuries it is evident that the country then must have had a flourishing irrigated agriculture. Much of it was destroyed during the devastating invasions by the Mongols and Turks, and it is only now that Persia has begun to reconstruct its agriculture with modern methods.

Already in the Avesta, the sacred book of the ancient Persians, irrigation (*ābyāri*) was a good deed in the eyes of Ahura-Mazda: wasteland and deserts were described as haunted by Ahriman and his demons. The Achaemenian kings granted exemption from land tax for five generations to all who made land cultivable through the construction of an irrigation system.<sup>33</sup> From Sasanian times on,

<sup>25</sup> *Ibid.*, p. 379.

<sup>26</sup> *Ibid.*, p. 406.

<sup>27</sup> *Ibid.*, p. 246.

<sup>28</sup> *Ibid.*, p. 410.

<sup>29</sup> *Ibid.*, p. 276.

<sup>30</sup> *Ibid.*, p. 305.

<sup>31</sup> Herodotus, *The Histories*, i.193.

<sup>32</sup> B. J. Laufer, *op. cit.*, p. 288.

<sup>33</sup> H. H. von der Osten, *Die Welt der Perser*, p. 11.



throughout the Islamic period, there have been many laws, regulations, and customs governing the building of irrigation channels and water supply systems, their maintenance, and equitable distribution of the available water.<sup>34</sup> Modern governments since Rezā Šāh have spent considerable amounts of the budget and foreign aid on the building of new dams, on the reconstruction of old ones, and on mechanical pumping to overcome limits imposed by the level of the water available. In doing this, great care has been taken not to rely solely on modern engineering schemes but to improve and extend the traditional system,<sup>35</sup> which is still so highly valued that the Soviet Union, for example, has paid particular attention to the "Fergana System" for the planning of irrigation work in the Kazakestan Republic, formerly an East Persian province.<sup>36</sup> The magnitude of the system may be illustrated by the fact that there are 85 principal channels between Panjkand and Denjiz in Transoxania alone, with a total length of 1,600 miles.

Technically, irrigation water may be obtained from dams (*band*, *band-e āb*, *sadd*), underground channels (*qanāt*), and wells (*čāh*). In describing the water supply systems in this order we follow traditional Islamic classification.

#### *Irrigation by Dams*

Most of the rivers (*rūd*) in Persia do not carry water all the year round. Throughout history dams and weirs have therefore been built to store the surplus of spring water and raise it to a level where it can be taken directly to the fields in supply

channels (*jūy*, *jūb*). Some of them are still functioning, although generally at a reduced storage capacity, being badly silted up. Figure 331 shows the dam at Band-e Amīr in Fārs, built about 960 A.D. by the well-known Buyid ruler 'Azod ud-Douleh, probably on Achaemenian foundations.<sup>37</sup> The historian Muqaddasī wrote

that the ruler brought engineers and workmen to the place to build this dam in stones set in mortar, reinforced by iron anchors which were set in lead.<sup>38</sup> Upstream and downstream the river bed was paved for several miles and the supply canals extended for over 10 miles, serving 300 villages in the Marv-e Dašt [the fertile plain of Persepolis]. Ten water mills were built close to the dam, whose crest was wide enough to allow two horsemen abreast to ride across it.<sup>38</sup>

Figure 332 is a present-day aerial view of this dam and its canal net. During his travels General Houtom-Schindler saw five major dams upstream from Band-e Amīr, among them the one of Ramjird that was almost as large as Band-e Amīr. Five more were downstream, the last one, Band-e Qaššār, only a few miles from the salt marsh. An imposing structure, even by modern standards, is the Band-e Faridūn in Horāsān, 40 miles southeast of Mašhad, a solid dam in stone masonry built during the eleventh century to a height of over 120 feet and a length of 280 feet, the crest having a width of 24 feet. A great number of minor dams can still be seen in the valleys of several of the smaller rivers.

Another feature in irrigation is the use of weirs across the major rivers. The one often mentioned by historians is the Šāzūrvān, built by the Sasanian king

<sup>34</sup> A. K. S. Lambton, *Landlord and Peasant in Persia*, pp. 210 ff.

<sup>35</sup> Mohammed Reza Shah Pahlavi, *op. cit.*, p. 209.

<sup>36</sup> M. A. Šavickaja, *Ukazatel' Literaturnykh po irriigacii i melioracii Sredne-Aziatskikh republik i Kazakstana*.

<sup>37</sup> A. Houtom-Schindler ("A Note on the Kur River in Fars," pp. 287-291) thinks that the original dam was already built under the Achaemenians, an opinion orally confirmed to the writer by Dr. E. F. Schmidt, the archaeologist who investigated the structure in 1936.

<sup>38</sup> Al Balkhi, *Description of the Province of Fars*, trans. G. Le Strange, p. 65.



Figure 331 The Dam at Band-e Amir in Fars



Figure 332 Band-e Amir, the Head of an Irrigation System in the Marv-e Dasht (courtesy of the Oriental Institute, University of Chicago)



Figure 333 Remnants of a Sasanian Dam at Dizful

Šāpūr with the aid of prisoners of war after the victory over the Roman emperor Valerian in 260 A.D. The builders used granite blocks set in mortar and anchored, as at Band-e Amīr, with steel clamps cast in with lead. It took three years to build while the Kārūn river was diverted through two bypass channels. It raised the water to the level of the city of Šūstar, which lies on a hill. This dam is still partly in use (Fig. 333) and is listed for reconstruction under the government's Seven Year Plan.

The Zāyandeh river is banked up at Isfahān by a structure known as *pól-e ḥwājū*, built by Šāh 'Abbās II (1642-1666) on the foundations of an earlier weir. It is a combination of a weir with sluice gates, flood arches above these that are high enough even at flood times, and a permanent roadway. A masterpiece of stone masonry and fine brickwork, it is orna-

mented with inlaid colored tiles and is completely intact.

The Safavid Šāh Tahmāsp attempted to divert the headwaters of the Kārūn river to the course of the Zāyandeh. The springs of the two rivers are separated only by a narrow mountain ridge. The work involved the construction of a dam 100 feet high and 300 feet long to bank the Kārūn river up and a deep cut into the mountain ridge on a base length of 6,000 feet. The work continued under 'Abbās the Great and his son 'Abbās II, but was abandoned after the latter's death, when only 100 feet of the cut into the mountains had been completed.<sup>39</sup> Recently this work, known as the Karkunān scheme, has been completed with modern engineering methods and on a wider scale with an increased intake, with the result that the water

<sup>39</sup> A. K. S. Lambton, *op. cit.*, pp. 213, 215.

supply for the Isfahān oasis will be satisfactory for a long time to come.

A rather original irrigation system is widely used in Hōrāsān. There the smaller rivers and water courses in the alluvial flats of mountain valleys are banked up from time to time with low level dams built from stone and earth, and the water is led into manmade ponds (*handaq*, *goudāl*, Fig. 371, p. 269). These river beds are dry through most of the year and carry water only in spring or after heavy rain. The series of dams and ponds along their courses serve the double purpose of preventing the formation of devastating torrents and of storing the water in the ponds from where it is led into the fields for watering the spring and early summer crops.

**The "Qanāt" System**

While dams and weirs are methods for water conservation known in many countries, it is the *qanāt* system that is a special feature of Persia. *Qanāt* are underground channels dug into the alluvial fans rising from the valleys toward the slopes of the

mountains. A head well (*madār-čāh*) or a gallery of them tap the aquifer (*āb-deh*) at a depth between 50 and 300 feet and, by using less slope for the conduit tunnel (*pusteh*) than that of the surface of the fan, water is eventually led to the open (Fig. 334). The length of such a *qanāt* from the head well to the outlet may be only a mile or two; often it is 10 miles<sup>40</sup> and occasionally much more, e.g., the *qanāt* from Māhūn to Kermān is 18.3 miles long.<sup>41</sup>

The *qanāt* system is used all over the Plateau, and throughout Balūcistān<sup>42</sup> and Afghanistan, where it is known as *kāriz* or *kahriz*, often as *qah* in place names, such as Qah-Jāristān or Qah-Davijān. It is also known in Pakistan, where conditions are similar to those in Balūcistān, as well as in Soviet Russian Transoxania, Fergana, and Sogdiana, and still further east as far as the Chinese oasis settlements of East Turkestan, and westward in Iraq and neighboring Syria under the name *fuqarā*. In

<sup>40</sup> P. H. T. Beckett, "The Soils of Kerman, South Persia," p. 29.

<sup>41</sup> A. Smith, *Blind White Fish in Persia*, p. 142.

<sup>42</sup> A. Gabriel, *Durch Persiens Wüsten*, pp. 239, 247.

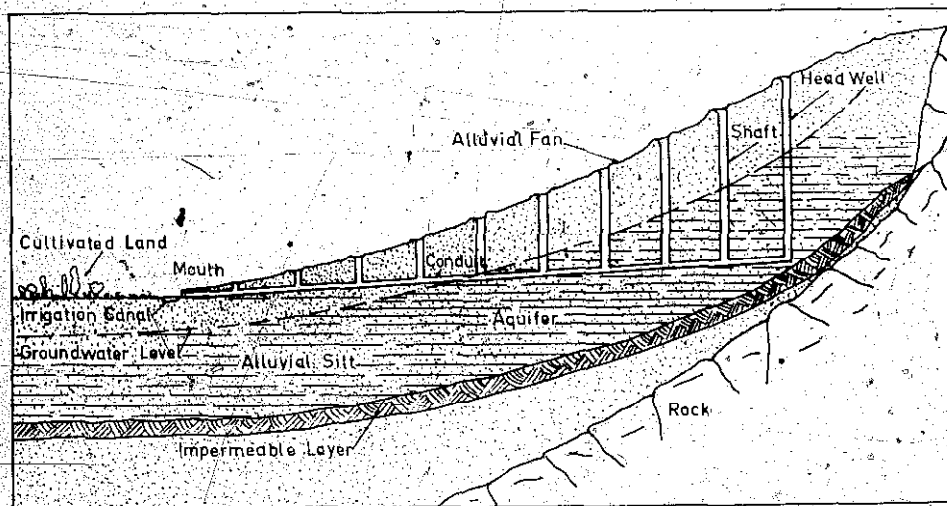


Figure 334. Sectional View of a Qanāt

Arabia and Yemen it is called *ṣarīz*. The system spread from the Near East to North Africa, Spain, and Sicily in Roman times, followed by a second wave of activity in this field after the Arabic conquest. In Tunisia and Algeria a number of oasis settlements are still irrigated by these *foggariur*; in the Sahara region of Taut alone, 1,200 miles of them are in full working condition.<sup>43</sup> The *qanāt* are known as "Persian work" to the Touarég, who live on the southern fringe of the Sahara.<sup>44</sup>

Roman participation in the westward spread has led some observers to the conclusion that the Romans invented the system. This theory, however, is not tenable in the light of so many written records now available. We know that the Assyrian king Sargon II (722-705 B.C.) claims that he learned the secret of tapping underground water during his campaign against the old mining country of Urartu around Lake Urūmiyeh in Northwest Persia.<sup>45</sup> His son, King Sennacherib (705-681 B.C.), undertook a great irrigation scheme around Nineveh which included underground conduits, according to the commemoration plaque at the exit. The same king built a true *qanāt* for the water supply of Arbela.<sup>46</sup> Recent translations of Egyptian inscriptions<sup>47</sup> revealed the nature of some irrigation work carried out by the Persian admiral Scylox in the oasis of Kargha after Darius I had conquered Egypt. The inscription says *inter alia* that Scylox applied the Persian method of irrigation to bring water to the oasis in underground conduits. From then on the Egyptians were no longer hostile toward

the conquerors, built a temple of Ammon, and conferred the title Pharaoh on Darius. Remnants of these *qanāt* that still function have been investigated, and it appears that they tap the underground water table of the Nile and lead the water into the oasis, which is a depression 100 miles away from the Nile. Polybius gives some more details on the *qanāt* in his description of the war between Antiochus the Great and the Parthian king Arsaces III (212-205 B.C.):<sup>48</sup>

For in that tract of Media there is no water appearing on the surface, though there are many subterranean channels [*hyponomoi*] which have well shafts sunk in them, at spots in the desert unknown to persons not acquainted with the district. A true account of these channels has been preserved among the nations to the effect that, during the Persian ascendancy, they granted the enjoyment of the profits of the land to the inhabitants of some of the waterless districts for five generations, on condition of their bringing fresh water in; and that there being many large streams flowing down Mount Taurus, the people at infinite toil and expense constructed these underground channels through a long tract of the country in such a way that the very people who use the water now are ignorant of the sources from which the channels were originally supplied.

The Greek geographer Megasthenes saw the system operating in North India where government overseers inspected the conduits, ordered maintenance work, and supervised water distribution.<sup>49</sup> The first historian on technology, Vitruvius (80 B.C.), gives us much technical detail on the *qanāt* system.<sup>50</sup>

When the Caliph Hiṣām in 728 A.D. built a garden palace some distance away from Baghdad, water for it was obtained through a *qanāt*.<sup>51</sup> Likewise, when the Caliph Mutawakkil (847-866 A.D.) constructed the water supply for the newly

<sup>43</sup> M. A. Butler, "Irrigation in Persia by Kanats," p. 70.

<sup>44</sup> H. Goblot, "Le rôle de l'Iran dans les techniques de l'eau," p. 48.

<sup>45</sup> R. J. Forbes, *Studies in Ancient Technology*, Vol. 1, pp. 153 ff.

<sup>46</sup> *Ibid.*, Vol. 2, pp. 21-22.

<sup>47</sup> *Ibid.*, Vol. 1, p. 153, and M. A. Butler, *op. cit.*, p. 70.

<sup>48</sup> Polybius, *Historiae*, x.28.

<sup>49</sup> R. J. Forbes, *op. cit.*, Vol. 1, p. 153.

<sup>50</sup> P. Vitruvius, *De Architectura*, viii.6.3.

<sup>51</sup> K. A. C. Creswell, *A Short Account of Early Muslim Architecture*, p. 120.

built residence at Samarra he must have relied on Persian engineers.<sup>52</sup> Recent excavations there showed that the water was obtained from ground water of the upper Tigris and conveyed to Samarra in *qanāt* conduits totaling 300 miles in length. The governor of Hōrāsān, ‘Abdullāh b. Tāhir (828-844 A.D.), found that the “traditions of the Prophet” did not refer to the *qanāt* system and the distribution of water, and asked the jurists of the province to write a book on the subject. Known as “Kitāb-e Qunīy,” it was still in use during the eleventh century.<sup>53</sup> A technical treatise written about 1000 A.D. has fortunately survived to our day and has been republished recently.<sup>54</sup> Written by Moḥammad ibn al-Ḥasan al-Ḥāsib, author of several other books on engineering and mathematics, it gives surprisingly good details on the finding of the water level, instruments for surveying, construction of the conduits, their lining, protection against decay, and their cleaning and maintenance.

Although the Persian *qanāt* system is of such venerable age it is to this day by far the most important source for water. Recent estimates by a United Nations expert<sup>55</sup> show that 75 per cent of all water used in Persia comes from *qanāt*, and that their aggregate length exceeds 100,000 miles.<sup>56</sup> The city of Tehrān alone has 36 *qanāt*, all originating from the foothills of the Alburz 8 to 16 miles away with a measured flow of 6.6 million gallons in spring and never below 3.3 million gallons in autumn.<sup>57</sup> An eminent authority on groundwater<sup>58</sup> is convinced that the

*qanāt* system undoubtedly is the “most extraordinary method to develop ground-water.”

#### Qanāt Construction

As considerable capital outlay is involved in the building of a new *qanāt*, and as the future flow of water, determining any financial return, depends on so many factors, it is customary for a landowner to engage an expert surveyor for the preparatory work. This expert, usually a former *qanāt* builder with great field experience and a keen power of observation, carefully examines the alluvial fans from which the *qanāt* is to draw its water during autumn, looking for traces of seepage on the surface, often only for a hardly noticeable change in vegetation, and decides where a trial well (*gumāneh*) is to be dug by a team of *qanāt* builders (*muqannī*, *kahkin*, *čāh-hū*). They set up their windlass (*čārḥ*, Fig. 335)




Figure 335 A Winch Bringing the Spoil to the Surface

<sup>52</sup> F. Krenkow, “The Construction of Subterranean Water Supplies during the Abbasid Caliphate,” p. 23.

<sup>53</sup> A. K. S. Lambton, *op. cit.*, p. 217.

<sup>54</sup> *Inbāt al-Miyūh al-Ḥafīa* (*The Bringing to the Surface of Water*). See F. Krenkow, *op. cit.*, p. 24.

<sup>55</sup> R. N. Gupta, *Iran, an Economic Survey*, pp. 46-50.

<sup>56</sup> E. Noel, “Qanats,” p. 191.

<sup>57</sup> M. A. Butler, *op. cit.*, p. 71.

<sup>58</sup> E. W. Bernison, *Ground Water*, p. 124.

on the upper slope of an alluvial fan, and two *muqanni*, working with a broad-edged pick (*kolang, kalāhd*) and a short-handled spade (*bil-e kār*), dig (*hafr kardan*) a shaft about 3 feet in diameter. The spoil (*hāk, gel*) is placed in large leather buckets (*dūl, čarm-e gāv*) and two laborers on the surface haul them up and empty them in a heap (*zār-e čāh*) around the mouth of the shaft (*sar-e čāh*). The leather buckets, taking about 60 pounds of spoil, are kept open at the top by a strong circular iron hoop (*čambar, čambal*) suspended from an iron hook (*golāb*).

The trial well is sunk until the *muqanni* reach the aquifer (*āb-deh*). They proceed slowly from the top (*sar-sū*) of the aquifer until they reach the bottom (*zār-sū*) of the water-bearing stratum, usually characterized by an impermeable layer of clay or sedimentary calciferous conglomerates. For the next few days the inflowing water is hoisted up in the leather buckets and the quantities are noted, while at the same time any depression of the aquifer is observed. This helps the surveyor to decide whether they have reached genuine groundwater (*āb-e hari*) or just some water trickling in from a local clay or rock shelf. This so-called *āb-e araq-e zamīn* would be of no value. If necessary more trial wells are dug to find a genuine aquifer or to determine the extent of the one already found and its yield. The shaft with the highest yield and yet with its bottom sufficiently high above the fields to be watered is then chosen as head well (*madār čāh*). In some cases all trial wells are later linked with a conduit, thus forming a water-yielding gallery.

For the next step, the determination of the course, gradient, and outlet of the underground conduit, the surveyor is consulted again. A long rope is let down the head well to the water level, and a mark is made on it at surface level. Looking toward the proposed mouth (*darkand,*

*mazhar*) of the *qanāt*, he marks a point about 30 to 50 yards away from the trial well for the next ventilation shaft (*čāh, mileh*), where a laborer is placed with a stave. Using a level (*tarāz*), the surveyor measures the fall on the surface and puts a second mark on the rope. The length of this rope from the lower end to this mark indicates the required depth of this second shaft. Although some surveyors are satisfied by extending a string between the head well and the spot for the next shaft and regard it as being horizontal when water splashed against its center no longer runs along the string one way or the other, leveling instruments are used for more important work. Already in the *kitāb-e quniy*, a tubular water level and a large triangular leveling device with a plumb are described for this kind of work.<sup>59</sup> Thus proceeding from each point of a future ventilation shaft to the next one, the surveyor marks the drop of surface level on the rope each time until he reaches the lower end of it. Thus he has reached the point on the surface, even with the water level of the head well. For the mouth of the *qanāt* he now chooses a place on the surface below the level point but still above the fields. He then divides the drop from the level point to the mouth by the number of proposed ventilation shafts and adds this amount to the previously surveyed depth of each shaft. In this way he determines the gradient of the conduit, which is usually 1 in 1,000 to 1 in 1,500. Too much gradient would mean too rapid a speed of flow and result in excessive washout and damage to the conduit.

After completion of the survey, a number of guide shafts, about 300 yards apart, are made under the supervision of the surveyor. Then the rope with the marked length of each vertical shaft is handed over to the *muqanni*. He now begins to work

<sup>59</sup> F. Krenkow, *op. cit.*, pp. 28-30.

carefully watch their oil lamps (*čerāg-e rougānī*), as these are the best indicators of poor air and vapors (*dami*), going out long before a man is in danger of suffocating. When the workers enter the aquifer they face another danger, viz., a sudden flow of water (*garq-e āb*) from a water-filled vein in the subsoil. Therefore, when working in this area they proceed slowly to prevent a sudden break-through. Similar care is taken when approaching the head well, which is often emptied before the break-through. But if a *muqannī* misjudges the distance and taps the full head well he may be washed away at the moment of break-through. It is for all these reasons that *qanāt* are often referred to as "the murderers." Nobody will ever force a *muqannī* to go into a *qanāt* if he thinks that it is his unlucky day, and he always says a prayer before entering.

When the head well has been reached it will soon become obvious whether a continuous flow can be maintained, the *qanāt* then being called *qahrī*, or whether the water runs only a short time in spring (*bahār-āb*) or is depending on heavy rains (*āsmān-negāh*). In many cases it is possible to construct a branch (*qanāt naḥ*) into another alluvial fan, a practice saving the duplication of the *qanāt* from the branch point to the mouth. Sometimes it is necessary to correct a level conduit (*pasgod*). Before a *qanāt* is handed over to the owner the craters of spoil around the tops of the shafts are carefully arranged so that no storm water running down the surface may enter the *qanāt*, causing great damage. Sometimes these craters are protected by chimney-like hoods (*kelilai-band*) that prevent water from entering but let enough air in for ventilation. All the *qanāt* need constant attention. Owing to the continuous flow, silt (*zarāt*) is washed out from the aquifer and the conduit walls and is deposited on the floor of the con-

duit. Another cause of trouble is the occasional caving-in of the roof and the blocking of the flow. So for a good deal of the year the *muqannī* is occupied with cleaning work (*lat-rōbī, lā-rōbī*) and repairing.

Two recent observers<sup>60</sup> investigated the cost and concluded that a medium length *qanāt* of about six miles requires \$13,500 to \$34,000 to construct and, allowing 0.5 per cent for maintenance, gives a return in crops and sale of water of 10 per cent. Two larger *qanāt* of 10 and 15 miles respectively cost \$90,000 each and yielded returns of 15 and 25 per cent. The considerable variation is due to differing local conditions, yield of aquifer, depth of head well, etc. Ten to 20 gallons of water per second could be regarded as an average yield; 50 gallons per second would be the flow in a number of well-planned and well-maintained *qanāt*; 110 gallons per second is an exceptional yield, and has been measured in spring.

#### Water Distribution

The distribution of irrigation water, especially that of *qanāt* water gained after so much effort, is regulated by custom and law, often going back to pre-Islamic times and early Islamic codification.<sup>61</sup> Even if the water belongs to a single landowner—by no means always the case—it has still to be distributed equally among the tenants. The cycle during which water is allocated is usually divided into a number of shares (*firzeh, sabāneh-rūz*), corresponding to the number of tenants participating in it. The cycle starts with the beginning of the agricultural year, i.e., early October, and whoever obtains the first allocation has the right to obtain water (*haqq-e āb*) again when everybody else has had his share and

<sup>60</sup> P. H. T. Beckett, "Qanats Around Kerman," p. 56, and E. Noel, *op. cit.*, p. 199.

<sup>61</sup> A. K. S. Lambton, *op. cit.*, p. 217.



with his assistants by driving the conduit (*pusteh, kāreh*) into the alluvial fan, beginning at the mouth. To protect the latter from storm-water damage it is often carefully reinforced with a stone lining (*sang-gāneh, sang-čīn*, Fig. 336), the lined end (*hāranj*) being 10 to 15 feet long. The first section of the work takes place in the dry stratum (*hošk-e kār*), viz., above the natural water table. Figure 337 shows several teams of *qanat* builders at work: two *muqannī* are digging at the head of the conduit (*pīs-kār*), the spoil made by them being hauled to the surface by their team mates through the nearest shaft. They keep the conduit straight by sighting over a pair of burning oil lamps. A second team is busy sinking another ventilation shaft. At the extreme left is one of the finished guide shafts dug by the surveyors.

The conduit measures about 3 by 5 feet. When it passes through reasonably hard soil (*dum*) or well-packed coarse conglomerate, the work can proceed fast, but if the *muqannī* strikes soft, friable soil (*šūrat*): he is working under an unsafe roof (*bad-dum*), and baked clay hoops (*nai, nār, gum, gūm, kabal, kaval, kavul, kūl*) have to be brought down for lining. They are oval in shape, 2 by 4 feet and about 8 inches deep (Fig. 338), and are packed in position with gravel and broken hoops. The loose soil may be of the sandy type (*rihvai, masteh*) or a soft clay soil (*rūst*). In each of these cases the conduit has to be continued as a lined stretch (*nārestān*) until better soil is met. Collapsing roofs (*gusain*) are the greatest danger in the *muqannī*'s work. If they meet a rock or a boulder during their progress they have to build a diversion tunnel (*kungūrt, baḡal-bur*), and after its completion they have to find a new bearing, an operation in which they show a good deal of skill, partly relying on their sense of direction, partly listening to the noises made by the diggers of the nearest ventilation shaft. During the work they




Figure 336 The Mouth of a Qanat

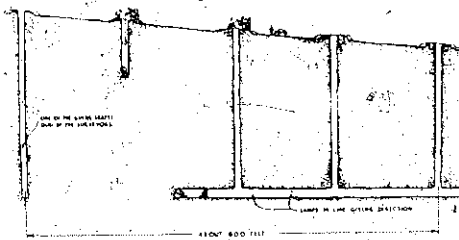


Figure 337 Stages in the Construction of a Qanat (from A. Smith, *Blind White Fish in Persia*, reproduced by permission of the publishers, George Allen & Unwin Ltd., London)





Figure 338 Qanat-Lining Hoops

the cycle starts again. The actual watering time for each tenant depends largely on the amount of water available and on the ability of the soil to absorb and hold the water.<sup>62</sup> If a *qanāt* has a high yield the water is often split into different channels and led to different users simultaneously. In this case the *qanāt* water is first led into a distribution basin (*maqṣam*, *gūšiyeh*, *houz*) where the outlet side is divided into ten equal gaps by a number of squarely hewn stones (*dastak*). Since the basin is deep the water loses its speed and turbulence, so that the same amount of water passes through each gap. This quantity, the tenth of the total, is referred to as *sang-āb* and corresponds for example in Šīrāz to 160 gallons per minute and in Tehrān to 215 gallons. Depending on his rights or arrangements with the owner, each peasant is allocated one or more "stones" (*saṅg*) of water, which is led to his plot through an open channel. This system is known as *pāšūreh*. In regions where the share (*sahm*) of water allocation (*taqṣim-e āb*, *taqṣim kardan*, *lāt kardan*) does not vary, the whole width of the distribution basin (*houz*) is dammed up by a hewn stone weir (*lāt*). Several partition walls (*dastak*) begin at the weir (Fig. 339), so that the width of the orifices is proportional to the allocated

share. The division of water for the region of Sehdeh west of Isfahān, to quote an example, has not changed since the time of Šāh 'Abbās (1587-1629 A.D.) and is 8 shares for each of the villages of Dastgerd and Parvār and 9 shares for Karton. The orifices at the rim of the weir (*lab-e houz*) are 8 spans wide for each of the first two villages and 9 spans for the last one. In Āzarbaijān and Horāsān another system is operating. Here the outlet of the basin is formed by a stone slab or a heavy wooden board into which a number of holes of uniform size has been drilled. The holes can be closed with wooden pegs, and the amount of water flowing through such a hole is called *bast*. As usually several *bast* are allocated to one recipient, a larger unit is introduced for the counting, the *finkāl*, one *finkāl* equaling 10 *bast*.<sup>63</sup> The time during which the water is allocated varies. In some cases the peasant obtains water during 24 hours (*sahm*). This period may be subdivided into smaller units called *dāng*, 12 *dāng* corresponding to 2 hours, one *dāng* therefore being 10 minutes. In other districts the *sahm* is divided into 120 *finjān*, the latter unit thus being equal to 12 minutes. Still other time units in use are a *fain*, 20 minutes, a *sabū* or *jurreh*, both locally varying between 8 and 11 minutes. In each case these short times are measured (*taštegeh kardan*) with a kind of hourglass in the following way. The water bailiff (*mīr-āb*, *āb-māl*, *āb-bargardān*, *ābgar*, *lāvān*, *pākār*, *qāsem*, *qāsem-āb*, *bārāndār*), who supervises the distribution from a hut near the distribution basin, has a large bowl (*kūzeh*, *tašt*) filled with water near him on the floor. When he begins to time he places a small dish (*taštak*, *piyāleh*, *finjān*, *finkāl*, *peing*) on the surface of the water so that it floats. Water gradually enters this dish through a small hole (*sūrāh*, *lūbeh*) in its

Figure 339 A Water Distribution Weir



<sup>62</sup> *Ibid.*, p. 219.

<sup>63</sup> E. Wiedemann, "Zur Technik und Naturwissenschaft bei den Arabern," p. 309.

bottom until it eventually sinks down with a noise. This marks one time unit. As most customers are allocated a number of time units, a pebble is transferred from one jar into another each time the dish has gone down. When the last pebble has been transferred the customer's time is up and the water is directed to another channel. In other areas the water allocations are so determined as to irrigate a plot of a certain size during 24 hours, e.g., one *jarīb* or 32 square yards. The office of water bailiff is an important one, as he must have the trust of all concerned. It is often hereditary<sup>64</sup> or the bailiff is appointed by the village head man (*kadhodāh*). In some districts he is elected each year from among the peasants, or the whole distribution is left to the peasants, and only in years of water scarcity do they appoint a bailiff.<sup>65</sup> The remuneration for the bailiff is usually a certain share of the crops of each villager. In other cases the landowner allocates to him a certain share of water free of charge, whereas the peasants obtain their water under a crop-sharing arrangement with the landowner. In districts with extensive irrigation there are often overseers (*sar-mirāb*, *mādi-salār*, *sar-tāq*) appointed to have control over a number of bailiffs. In case of any dispute these men may refer their quarrel to a district overseer (*mobāšir*) or they have their case decided by a flow-measuring expert (*mošaddeq*, *moaddeh*).

### Wells and Cisterns

The description of water conservation in arid Persia would not be complete without mentioning two further methods, viz., animal- and man-operated wells and storage cisterns. They do not provide as much water as rivers and *qanāts* do,<sup>66</sup> but

they supply or supplement the needs of homes, small orchards, and garden plots, and in dry years even save the crops of larger holdings.

### Wells

In most of the alluvial plains of the Plateau, where the majority of towns and villages are situated, the level of the underground water table varies between spring and autumn but it rarely dries up. In Isfahān its level averages only 15 feet below the surface, in Širāz about 50 feet, and in Yazd and Kermān 150 to 200 feet. Many houses and gardens have their own well (*čāh*, *čāh-ābi*, *āb-kašī*) built by a professional well sinker (*čāh-kan*), whose work is similar to that of the *qanāt*-builder. In the Caspian provinces, where the water level is high and the soil can become rather soft in heavy rains, the wells are usually lined with logs of wood and the water is lifted with an earthenware jar (*kūzeh*) attached to a pole (*gerd-e hālī*). On the Plateau, however, wells are unlined except for the last 2 or 3 feet near the top. In the fields such a well is usually equipped to be operated by two water drawers (*āb-kaš*) and two animals, oxen or mules, and is called *gāu-čāh* or *gou-čāh*, *gāčeh*. It has two brick-built pillars (*satūn*, *jarz-e čāh*) above the well mouth (Fig. 340), or just two heavy upright posts (*čūb-e sarhak*), connected by a wooden scaffold (*māšūn*, *pūreh*). Two pulleys (*čarh*) run on axles (*masri*) attached to the scaffold. They have a wooden hub each (*gelū*) from which two rows of spokes (*parreh*) radiate. Boards, morticed over the spoke ends and tied to them with strips of rawhide (*zeh*), form the circumference of each pulley, over which two ropes (*band*, *tanāb*, *tā*) run into the well. The ropes are made of cotton, in southern Fārs of the fibrous bark (*paričeh*) of the palm tree or the fibrous thin stems of certain rushes (*hong*).

<sup>64</sup> A. K. S. Lambton, *op. cit.*, p. 222.

<sup>65</sup> *Ibid.*, p. 223.

<sup>66</sup> One per cent of all irrigation water, according to the *Oxford Regional Economic Atlas*.



Figure 340 The Mouth of a Water Well

The well end of the main rope (*ālat-e bālā*) is attached to a hook (*halqeh*) and a ring (*ēambal*) carrying a wooden cross (*jūg*) from which a large leather bag (*dab-e ābkašī, dūl-ābkašī, dūl-e ābī*) is suspended. The bag has a capacity of about 15 gallons and runs out into a narrow spout to which the auxiliary rope (*ālat-e zīr*) is attached. A draft animal is attached to the other end of both ropes by means of a breast harness (*zī, gelō'i, zī-berevān*). A runway (*gāv-rāh, gou-rō, gou-čū*), beginning at the well head, descends at an angle of about 20 degrees (Fig. 341). When the animal walks up the runway the bag is let into the well; the auxiliary rope, being a little shorter than

the main rope, lifts the spout up and holds it in that position while the bag runs into the well over a pair of guide rollers (*qaltaq, qaltāq, bērak*, lower foreground, Fig. 340). While the bag fills with water the water drawer lifts the animal's harness so that it can turn round, and he then drives it down the slope, thus lifting the full bag from the well. When the bag has reached the surface the auxiliary rope draws the spout over a stone basin (*mambeh, houz, ēāhrak*) in front of the well, and the bag empties itself into it (Fig. 340). At that time the animal has reached the end of the runway where two mangers (*āherah, āhor*) are built-in that are filled with fodder (Fig. 342). The animal is allowed to eat a little hay while the bag empties. The water drawer places a small pebble from one bowl into another for counting, turns the animal again and walks up the slope with it. As the weight of the rope would draw the harness over the animal's head, the man takes over with a smaller harness (*pošteh, bazdarak*) that runs from his shoulder or waist to the rope end. Leaning back the man is increasingly assisted by the rope's weight during the ascent. As soon as man and animal have reached the well head they turn round again while the bag fills for the next run. Two hundred and fifty



Figure 341 The Runway of a Water Well



Figure 342 The Lower End of the Runway

runs for each man would be a good day's work; at 15 gallons per bag this represents 7,500 gallons, just enough to water a number of plots growing summer crops (*saifi-kāri*) in rotation.<sup>67</sup>

A similar type of well, though hand-operated (*čāh-dasti*) with only a single rope, a pulley, and a bucket, is used in southern Fārs for the water requirements of the household. There is no runway but sufficient standing space under the pulley

Figure 343. A Household Well with Windlass



<sup>67</sup> A windmill of the type commonly used for boreholes in Australia would do the work without the efforts of two men and two animals.

to draw the rope. The pulley is fastened on either a scaffold or a rafter if the well has a little protecting roof. A more comfortable way of lifting well water for the household is the windlass (*čarh-e čāh*), shown in Fig. 343. Here the water drawer sits on a stone bench, pulling the horizontal bars (*dastak, bām*) of the windlass toward himself with his hands and pushing the opposite ones away with his feet at the same time. The windlass is similar to the one used in the building trade and by the *qanāt* builders. Its iron axle (*māsūn*) runs through the center of a wooden shaft (*dirak*) and is supported by two wooden bearings (*jā-ye māsūn*) on top of the well column. The rope (*band-e čarh, sāzū, band-e āb-kaš*) is usually made of cotton, carrying a much smaller leather bucket (*dalv, dūl*) that the water drawer empties into a stone-built basin (*houz*) under his seat. From there the water is led either into the garden or into the cistern of the house.

#### Cisterns

In an endeavor to store as much as possible of the precious water while it is available, many cisterns have been built throughout the country that serve a number of purposes. Almost every house has a storage tank (*āb-ambār*) in its basement. It is built of fired bricks and lined with waterproofed mortar (*sārūj*), a mixture of lime, sand, wood ashes, and the seed of rushes. This tank and the traditional pond (*houz*) in the garden of almost every Persian house are filled from the *qanāt* whenever the householder has his turn. In dry years the needs of house and garden must often be supplemented by well water.

Surplus rain water is often led into huge cisterns (*birkeh, burkeh, burqā, istahr*), domed circular structures (Fig. 344) 50 to 70 feet in diameter and reaching 15 to 20 feet, often more, below the surface. In some cases such a cistern is supplied from the



Figure 344—A Cistern near Na'in




Figure 345—A Persian Wheel Operating at the Bank of the Indus River

spring surplus of a *qanāt*; in others an underground spring discharges into it. Famous in early Islamic times was the tank in the city of *Istahr* near *Persepolis* built by the Buyid ruler 'Azod ud-Douleh (949-983 A.D.). The historian Hamdullāh Mustoufi<sup>68</sup> tells us in the *Nuzhat-ul-Qulūb* that the insertion of bitumen-soaked canvas between masonry and the rendering made the walls impermeable, a rather modern approach to the problem. The basin was so deep that 67 steps led down to its floor, and in one year when 1,000 men used the water the level dropped only by one step. Several rows of columns in the tank supported a roof so that the water was protected from the effects of the weather. The English traveler John Fryer<sup>69</sup> was quite impressed by many of the cisterns he saw in 1672. He said that some of them were built by the charity of well-meaning people, and others were constructed at the "common charge." His countryman Thomas Herbert<sup>70</sup> saw a cistern at *Band-'Alī* in southern Persia of which he said that it was as deep as the span of its vault and that its water kept sweet to the last bucket.

<sup>68</sup> G. Le Strange, "Mesopotamia and Persia under the Mongols in the 14th century," p. 131.

<sup>69</sup> J. Fryer, *A New Account of East Indies and Persia*, p. 168.

<sup>70</sup> W. Foster, *Thomas Herbert's Travels*, p. 52.

The Safavids built an interesting storage basin, the *Sāh-gōl*, near *Tabriz*. It is a square of 330 yards size partly carved into the rock of the mountain against which it leans, partly built of stone walls, and it is about 6 yards deep with a small island pavilion in the center. Empty during the winter, it fills with the melting snow from the mountain in spring. Not only is the fertile valley below thus protected from spring floods, but the peasants obtain a regular water supply for their fields from it while the governor of *Azarbaijān* enjoys the cool nights in the pavilion when the city nearby becomes unbearably hot in summer.

Water lifting devices so well known in Egypt, Mesopotamia, Pakistan, and India, such as the *śadīf* and the Roman *norīa*, in Pakistan and India to this day called the "Persian wheel," are no longer in use on the Plateau but are to some extent in the plains of *Hūzistān*. Figure 345 shows such a wheel on the bank of the Indus river. They were used in eastern *Horāsān* in historic times. The files of the ancient irrigation office (*divan-e mā*) at *Mery*<sup>71</sup> describe mule- or camel-driven pot wheels (*sāqiyeh*, *nā'ūra*) and also river-driven mills (*'arāba*, *dūlāb*, *doulāb*) with water-lifting

<sup>71</sup> E. Wiedemann, *op. cit.*, pp. 307 ff.

buckets attached to them. It is interesting to note here that the Persian name *doulāb* spread with the Arabs as far as Spain and Italy where these river-driven mills are still in use.<sup>72</sup>

### Agricultural Methods

Most Western observers claim that agricultural methods in Persia are extremely primitive. Yet the writer would not like to join the chorus of those condemning everything traditional and advocating wholesale introduction of Western methods. The reasons for this are twofold. On the one hand any improvement in agricultural method must be preceded by a thorough yet wisely planned reform of land ownership and the abolition of absentee landlordism.<sup>73</sup> On the other hand, every step in the introduction of new techniques must first be tried out locally on a small scale because methods that are proven in moderate climate countries are not necessarily applicable to the conditions in Persia with its hot and dry climate, poor soil, and unusual irrigation systems. Experiments carried out in western Afghanistan under conditions similar to those in Persia indicated that relatively small modifications of traditional plows could already improve yields considerably,<sup>74</sup> while on the other hand the introduction, before World War II, of powerful crawler tractors with disk plows used for deep tillage in sugar beet cultivation in the Marv-e Dašt region in Fārs at first had disappointing results until over a number of years the implements had

been adjusted to the local conditions.<sup>75</sup> While admitting that there is a wide scope for improvement it should be realized from the following that the Persian peasant has done remarkably well with the means at his disposal. For the historian of technology it is quite exciting to see methods extant that have in all probability changed little since Neolithic times.

### Tillage

Although the animal-drawn plow is generally used in Persia, digging by spade is quite common even in large orchards, in vegetable cultivation, and, in some districts near Isfahān, Yazd, and Kermān, for field tillage. The market gardeners around the larger cities claim that the spade provides a better turning over of the soil and burying of the trash. They dig in springtime when nothing else is to be done, and there would not be much work for draft animals for the rest of the year. For the digging by spade of the wheat fields in central Persia there seem to be different reasons. It is true that the soil there does not yield enough to feed men and animals as well. A deeper lying reason seems to be the fact that many of the cultivators there are Zoroastrians for whom the bovine is a sacred rather than a laboring animal. Besides the spade the peasants in this region often use a pointed iron pick (*kolang*) to break up the soil.

There is a surprisingly large variety of spades (*bil*), apparently developed for the varying conditions. The one from Širāz (No. 1, Fig. 346), has a triangular blade (*kaf-e bil*, *kap-e bil*) that easily penetrates the hard soil with its pointed tip (*bil-nāki*). It has a forged-over socket (*lūleh-ye bil*, *damāgeh*) and is fixed to the handle (*dasteh*) by a pair of wedges (*gōveh*). Pushed over the handle, above the wedges, is a wooden

<sup>72</sup> R. J. Forbes, *op. cit.*, Vol. 2, p. 47.

<sup>73</sup> Mohammed Reza Shah Pahlavi, *op. cit.*, pp. 195-216, and A. K. S. Lambton, *op. cit.*, pp. 391 ff.

<sup>74</sup> G. F. Hauser, "Comparison of the Afghan Plough and Tillage Methods with Modern Implements and Method," p. 75; and P. H. T. Beckett, "Tools and Crafts in South Central Persia," p. 145.

<sup>75</sup> The writer's own observations from 1936 to 1941.

buckets attached to them. It is interesting to note here that the Persian name *doulāb* spread with the Arabs as far as Spain and Italy where these river-driven mills are still in use.<sup>72</sup>

### Agricultural Methods

Most Western observers claim that agricultural methods in Persia are extremely primitive. Yet the writer would not like to join the chorus of those condemning everything traditional and advocating wholesale introduction of Western methods. The reasons for this are twofold. On the one hand any improvement in agricultural method must be preceded by a thorough yet wisely planned reform of land ownership and the abolition of absentee landlordism.<sup>73</sup> On the other hand, every step in the introduction of new techniques must first be tried out locally on a small scale because methods that are proven in moderate climate countries are not necessarily applicable to the conditions in Persia with its hot and dry climate, poor soil, and unusual irrigation systems. Experiments carried out in western Afghanistan under conditions similar to those in Persia indicated that relatively small modifications of traditional plows could already improve yields considerably,<sup>74</sup> while on the other hand the introduction, before World War II, of powerful crawler tractors with disk plows used for deep tillage in sugar beet cultivation in the Marv-e Dašt region in Fārs at first had disappointing results until over a number of years the implements had

been adjusted to the local conditions.<sup>75</sup> While admitting that there is a wide scope for improvement it should be realized from the following that the Persian peasant has done remarkably well with the means at his disposal. For the historian of technology it is quite exciting to see methods extant that have in all probability changed little since Neolithic times.

### Tillage

Although the animal-drawn plow is generally used in Persia, digging by spade is quite common even in large orchards, in vegetable cultivation, and, in some districts near Isfahān, Yazd, and Kermān, for field tillage. The market gardeners around the larger cities claim that the spade provides a better turning over of the soil and burying of the trash. They dig in springtime when nothing else is to be done, and there would not be much work for draft animals for the rest of the year. For the digging by spade of the wheat fields in central Persia there seem to be different reasons. It is true that the soil there does not yield enough to feed men and animals as well. A deeper lying reason seems to be the fact that many of the cultivators there are Zoroastrians for whom the bovine is a sacred rather than a laboring animal. Besides the spade the peasants in this region often use a pointed iron pick (*kolang*) to break up the soil.

There is a surprisingly large variety of spades (*bil*), apparently developed for the varying conditions. The one from Shirāz (No. 1, Fig. 346), has a triangular blade (*kaf-e bil*, *kap-e bil*) that easily penetrates the hard soil with its pointed tip (*bil-nōki*). It has a forged-over socket (*lūleh-ye bil*, *damāgeh*) and is fixed to the handle (*dasteh*) by a pair of wedges (*gōveh*). Pushed over the handle, above the wedges, is a wooden

<sup>72</sup> R. J. Forbes, *op. cit.*, Vol. 2, p. 47.

<sup>73</sup> Mohammed Reza Shah Pahlavi, *op. cit.*, pp. 195-216, and A. K. S. Lambton, *op. cit.*, pp. 391 ff.

<sup>74</sup> G. F. Hauser, "Comparison of the Afghan Plough and Tillage Methods with Modern Implements and Method," p. 75; and P. H. T. Beckett, "Tools and Crafts in South Central Persia," p. 145.

<sup>75</sup> The writer's own observations from 1936 to 1941.



footrest or tread bracket (*čūb-e pā, čūh-e pā, tahteh-pā*). The spade of Yazd (No. 2, Fig. 346) is very much longer, square-tipped, and has turned-over edges (*bil-nōki*) that act as footrests. The Isfahān and North-Persian spade (No. 3, Fig. 346) is pointed with curved reinforced sides and turned-over upper edges. The spade of Gilān and Māzandarān (No. 4, Fig. 346) has a wide round cutting edge well suited to penetrate the soft soil of the Caspian region.

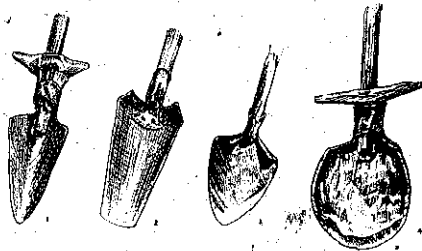


Figure 346 Types of Spades

These are the principal types of digging spade (*bil-e zamīn-kāni*). The spade used in irrigation work (*bil-e āb-yāri*), to open and close the supply channels, is broad and short, similar to the one shown last. When digging (*zamīn kandan, bil kašidan*) in wet clay soil, the peasant (*dehānī, kešāvarz, rustār, zāri*) cleans the blade from time to time with a wedge-shaped wood (*bil-pākkon*) that he carries behind his waistband. In March and April one can often see cultivators working side by side in groups of three and more, driving their long-handled spades into the soil with a kick, swinging the handle back, and turning the soil over, all in perfect rhythm to the shouting of one of them. To prevent the kicking foot from becoming sore or to protect the soft sole of their cloth shoe, many peasants wear a kind of wooden sandal (*tahteh-pā*) on the foot with which they kick the spade (Fig. 347). A particularly large hoe (*lišeh*) is found in the Hamūn depression in Zābolistān. It con-



Figure 347 Digging with a Spade (note foot protection board)

sists of a blade (*sar-e lišeh*) 12 inches wide and 14 inches high that is riveted onto an iron bar (*gulijān*). The center of this bar is forged into a socket (*mohreh*) that holds a wooden handle 3 feet 6 inches long. Sometimes used for tilling on small holdings, this hoe's main purpose is the digging of irrigation channels (*jū-kāri*, Fig. 348).




Figure 348 Working with Hoes in Zābolistān

Mattocks (*kolang, koland, kaland*) are little used except for the clearing of brush roots in the preparation of new land. One with two opposing and crossed edges (*kolang-e dō-sar*) is particularly useful for this kind of work.

#### Plowing:

Nearly all Persian plows are of the chisel or nail type. The soil is just broken up and lifted; no mold-board is provided, nor is there a twisted share to cause a turning-over of the soil. They all have a long, rigid plow beam to which a yoke (*jot, jūt, jed, jūg, jīgō, kalāf-sar, yō*) is hitched by means of a strong loop (*jīn, hojang, hūyang, halešt, jūgān, balk, ūjambar*) made from donkey hide (*pūst-e olāg*). This loop runs through a hole (*sūrāh, sūrāh-e parvā'i, ulūkeh*) or over a peg (*parang, talk, talkeh, kalk, samar, hameh-kaš*). In the province of Arāq the yoke has an iron ring (*halqeh*) that engages in an iron hook (*razā*) attached to the plow beam. This joint (*halqeh-razā*) is more durable than the rope sling. For the plowing with a pair of bullocks (*gāv, varzā-gāv, varzū*) a double yoke is used (Fig. 349) that rests on the shoulders of the animals between neck and hump, held in position by two pairs of yoke pegs (*sim-čūq, čūb-e semiyān, zālā, šalleh, mardak, jūglā, yūgān, sairā, čūg-e sim-e yō, šol-čūb*) and tied around the neck with bands (*band-e semiyān, simak, sarōbi, ūnāb, saimband*). When plowing is done with other animals such as horses, mules, don-




Figure 349 Yoke and Harness

keys, or camels the yoke is replaced by an appropriate harness (*hāmūt*). For the plow itself we can distinguish five different types: the Caspian, the southeastern, the northwestern, the northern, and the Hūzistān.

The Caspian plow (*gājemeh*) is the most primitive of them all. It is widely used for rice cultivation in the Caspian provinces, and outside Persia in India and Southeast Asia. It is a suitably trimmed tree fork (Fig. 350). One branch forms the plow beam (*rāst-e dār*), and the tip of the branch hook (*kuluseh*) is protected by a socket-type plowshare (*āhan-rāri*). The share is fixed to the wood by a number of forged nails (*panj-mih*). A plow stilt (*šāneh*) with a handle (*moštegeh*) is morticed into the rear of the plow. The most suitable timbers for the manufacture of this plow are elm wood (*čūb-e āzād*) and mulberry wood (*čūb-e tūt*).




Figure 350 A Caspian Plow

The other plows seem to have developed from the branch hook plow, although they are made from individual parts. The closest resemblance to it is the southeastern plow, which inside Persia is used in the southern provinces of Fārs, Kermān, and the eastern provinces of Zābolistān, Sīstān, and Horāsān. Outside Persia this plow is found throughout southern and eastern Afghanistan as far as the high




Figure 351 A Plow from Fārs




Figure 352 A Plow from Sīstān

valley of Kafirstan in the Hindukush, in Pakistan, and Northwest India. Figure 351 shows this plow (*hiš*, *raḥ*, *raḥt-e jūg*, *raḥt-e jigō*) as used in Fārs. Its main parts are the plow beam (*tīr*, *dār-hiš*, *parvā'i*, *kirčou*, *čūb-e raḥt*) and the plow sole (*pedarsel*, *rehez*, *kondeh*, *čūb-e miyād*), which carries the iron share (*gouāhan*, *gōhan*, *sar-e āhan*, *sarnāk*, *miyād*). The shape of the share on this type of plow is a flat, broad triangle. In the south the share iron is fixed to the sole by means of strong, forged nails (*mih*, Fig. 352). The peasants of Horāsān have two strong nails with large heads (*mih-e goubandī*) driven into the sole, with space left between nail and head and sole surface. The triangular share blade has a long slot (*sekaftēh*), and before the peasant begins to plow he slips the blade onto the sole so that the nails fit into the slot. There is no danger of the blade falling off during plowing as the soil pressure keeps it pushed

against the nails. All plows of this type have beam and sole tied together by means of a forged iron hoop (*ḥalqeh*, *algār*). In Fārs and Zābolistān the distance between the two is kept at the required angle by a board (*taḥteh*, *goak*, *gāvāk*). In Horāsān, however, an iron wedge (*āhan-gāz*, *gol-gāz*) is driven between beam and sole and a wooden wedge (*pūš-gāz*) between beam and hoop (*gāt-band*, *ḥalqeh*) to allow adjustment of the angle between beam and sole that determines the depth of plowing. Morticed into the beam and held in position by a wedge (*gāz*, *gōveh*) is a plow stilt (*dast-miyān*, *mad-gīr*, *nī-dasteh*) that at the upper end carries a handle (*mošteh*, *moštī*, *mištak*).

The northwestern plow (*gāv-āhan*, *hēš*, *gāb-e amrāz*, *amrāz*, Fig. 353) has this in common with the southeastern one: beam (*tīr*, *tīr-e hēš*, *oujar*) and sole (*parsišt*, *pedarsel*, *koreh*) are separate elements. The characteristic differences are in the way they are joined together and in the shape of the share iron. The northwestern plow has two upright columns (*būšeh*, *bāzūneh*, *samsīrak*, *šūnak*, *qel-e jakt*) to which the handle (*mošteh*, *mošterūn*, *dasteh-šūnak*, *totāh*) is attached. All parts are morticed together and are kept in position by wooden wedges (*gōveh*, *šūrak*, *mih*, *tarāh*). Figure 354 shows a similar plow but has the handle attached to one column only. Another variety of this plow has the distance between sole and beam




Figure 353 A Plow from Isfahān



Figure 354 A Plow from Hamadān




Figure 355 Forged Plowshares for the North-western Plow

controlled by a small board (*būšū*, *barak*). The share iron (*gōvan*, *gouhan*) of this plow is long and heavily built. Figure 355 shows a number of them upside down just made by the blacksmith. The two jaws of the iron fit over the tapered end of the sole, an iron hoop (*halqeh*) is slipped over iron and sole, and the soil pressure keeps it on.

The region in which this plow is used is almost identical with the area that the linguists have established as that of former Media, i.e., north of Sumaq in Fārs, the provinces of Isfahān, Tehrān, Arāq, Zenjān, and Āzarbaijān. Outside Persia it extends into Armenia, the Caucasus, East Anatolia, and Bulgaria.

A fourth plow, called by the writer the "bent sole plow" (*āzel*, *āzāl*, *āzāl-e jed*),

occurs mainly in the Alburz mountains and their extensions toward the Caucasus as well as in Central Anatolia;<sup>76</sup> in the south it occurs in Balūčistān, Pakistan, and Northwest India.<sup>77</sup> Its characteristic is a bent piece of wood, called *ben-gāb*, *bānēgā* (Fig. 356), that is plow sole and stilt at the same time. The plow beam (*tir*, *tirak*) is morticed into the stilt part of the wooden piece. A wooden stay (*sāneh*, *sānak*), morticed into the sole part of it and through the plow beam, carries a peg (*sibak*) above the beam. The required plowing angle is adjustable by means of a wooden wedge (*rīsbīnī*) driven between beam and peg. The plowshare (*varzā-āhan*, *gāb-āhan*) is similar to the one of the north-west plow and is likewise held in position with an iron hoop (*gālbānd*).

The Hūzistān plow<sup>78</sup> has beam and sole

<sup>76</sup> *Türk Etnografya Dergisi*, No. 1 (1956), Pl. 2.

<sup>77</sup> A. A. Memon, *Indigenous Agricultural Implements in Bombay State*, p. 16.

<sup>78</sup> No Persian terms have been recorded, as the peasants of Hūzistān speak Arabic.




Figure 356 A Northern Plow



Figure 357 A Hūzistān Plow

in two pieces (Fig. 357) like the southeastern and the northwestern plows. The sole is loosely morticed into the beam and held in position by a long peg. The angle between beam and sole is controlled by a stay that is either an iron bar with a threaded end or a piece of wood morticed into the sole and through the beam and set in position with a wedge (Fig. 358).

The peculiar feature of this plow is that it has spreading stilts that begin near the plowshare. They are held in position by a peg joining sole and beam and are linked at the top by a wide, horizontal handlebar. A rope wound into a tourniquet keeps them together in the middle. The plow shown in Figure 357 has a triangular share inserted into a slot of the sole, whereas the share of the plow shown in Fig. 358 is forged into a rectangular socket pushed on to the sole. Apart from Hūzistān this plow is used throughout Iraq.

An Assyrian seal of 722 B.C. (Fig. 359) shows a plow that closely resembles the



Figure 359 A Seed Plow on an Assyrian Seal, 722 B.C.



Figure 360 A Seed Plow from Balūcistān




Figure 358 A Hūzistān Plow (front view)

Hūzistān plow. But it has a seed tube attachment. Travelers who visited the region at the beginning of this century<sup>79</sup> report that sowing of wheat was commonly done by dropping the seed grains into a funnel at the back of one of the stilts from where it dropped through a bamboo tube into the furrow just made by the plow. European agricultural experts working in Hūzistān assured the writer that some seed plows are still in use there. The only other region in Persia where seed plows are still in use is Balūcistān. Figure 360 shows a plow of the "bent sole" type with a seed tube attached to it. Outside Persia seed plows are widely used in Pakistan and Northwest India.<sup>80</sup>

Wherever a change from the traditional

<sup>79</sup> T. Mann, *Der Islam, einst und jetzt*, p. 62, Fig. 69.

<sup>80</sup> A. A. Memon, *op. cit.*, pp. 31 ff.

plow to a Western style mold-board plow took place it was coupled with a change from animal traction to motor traction. An exception was that in the provinces of Gorgān and Māzandarān an iron, horse-drawn mold-board plow was introduced about 100 years ago under Russian influence. Now it is manufactured by the local blacksmiths. It is called *sohm-e dōdāstī* on account of its double-handled stilt. It has a flat sole (*baḡal-band*) carrying the share (*tiḡ*). A wooden mold-board (*hāk-bargardānes*) is screwed to the frame and a setting device (*darajeh*) allows adjustment of the plowing depth. The soil of the Caspian provinces seems to be suitable for mold-board plowing, while experiments with this plowing technique on the Plateau often had disappointing results. For this reason modern tractor-drawn implements are either of the disk plow or chisel plow type. The latter is in fact the nearest to the traditional plow, thus proving that the peasant was using the best implement for his soil for animal traction.

#### Seed Bed Preparation

Immediately after plowing the rather coarse soil clods (*kolūh*) are broken up. In areas where spades are used for tillage the breaking up is done with large wooden mallets (*kolon-kūb*, *kolūh-kūb*, Fig. 361) followed by raking. When the field has been irrigated the same mallet is used again to break up the hard crust caused by the drying of the soil. Market gardeners, e.g., those of Isfahān, Ahvāz, and Dizful, often till their fields with an oxen-drawn plow but break the clods up with mallets. In most parts of the country, however, an animal-drawn harrow (*māleh*, *vaz*, *garrā*, *bezān*, *mislafeh*, *piškabūl*, *māteh-čīlak*) is used. In its simplest form, e.g., in southern Fārs, it is just a board (*taḡleh-mālā*) about 6 feet long and 8 inches wide that is hitched to a



Figure 361 Beating the Clods



Figure 362 Riding on a Spiked Harrow




Figure 363 A Harrow Beam Attached to a Plow (Hamādan)

yoke by a pair of chains (*zanjir*) over steel eyebolts (*riʒ*) and rigs (*halqeh*). The cultivator stands on the board, giving it a slight tilt with his feet, and while it slides over the clods it breaks them up (Fig. 362). He keeps his balance by holding on to a rope (*band*) that is attached to the yoke too. Often the board is weighted down by a number of heavy stones. In Horāsān the board is connected to the yoke by means of a harness beam (*māleh-kāš*), consisting of a forked piece of wood. The forked ends carry steel rings (*halqeh*). The harrowing board has two forged hitching hooks (*zulfī*, *zulfīn*) that are connected to the fork end rings by a pair of S-hooks (*caperāseh*, *caperāsteh*). The peasants of the Hamadān region use their plow for clod crushing. They take the plowshare off the sole and slip a wooden beam, 4 feet long and 3 × 3 inches in section with a rectangular hole in the center, over the sole tip (Fig. 363).

Tined harrows are also found in many parts of the country. For example, the peasants of Fārs and Isfahān use a board that is studded with several rows of iron or wooden tines (*dandeh*, Fig. 364). A particularly heavy harrow is used in Kurdistān, where a square beam about 10 feet long carries strong wooden tines 10 to 12 inches long. It is drawn by two pairs of bullocks, the cultivator standing on the beam (Fig. 365). A more elaborate harrow has been observed in the provinces of Arāq and Āzarbaijān, where the tined board is permanently fixed to a draw beam with stilt and handle like a plow. For the first run the cultivator stands on the board, leaning against the stilt, while he walks behind it for the finer harrowing (*māleh kašīdan*, *saʒ kardan*), applying the right pressure through the handle of the stilt. The harrow used in the rice fields around Fasā and Jahrum in southern Fārs is different again. It consists of a single square beam about 6 feet long to which a row of sharp wooden tines is attached




Figure 364. A Spiked Harrow (Isfahān)



Figure 365. A Spiked Harrow (Kurdistān)





Figure 366. A Handled Harrow (Jahrum)

(Fig. 366) and a tall square frame provides a comfortable handle to guide the harrow, which is drawn by a pair of chains attached to the yoke. Both this harrow and the spiked-board one are shown in exactly the same form on woodcut illustrations in a twelfth-century Chinese handbook on agricultural techniques.<sup>81</sup> A nineteenth-century author, describing agricultural implements then used in China, notes the surprising similarity of Chinese and Near East implements.<sup>82</sup>

If the crop is to be irrigated the raised borders (*tamand*, *marz*, *marz-band*, *küle-marz*, *divār*, *bast*) surrounding each field are prepared while the soil is still friable. Depending on the amount of water supplied during an irrigation turn, the height of these borders varies between 10 and 15 inches. The border raising (*zamin bastan*) is done with a long-handled iron scoop (*karreh*, *katar*, *panjeh*). Figure 367 shows the scoop blade with eyelets (*zulfī*), rings (*halqeh*), and the socket (*angosteh*, *maik*). It is guided by one man and drawn, over a pair of chains (*zayjir*) or ropes (*lanāb*) joining in a wooden handle (*dasteh-kaš*, *moštegh*, *mošteh*, *dast-e dār*), by another man (Fig. 368). The soil for the borders is taken

Figure 367 An Iron Scoop



<sup>81</sup> O. Franke, *Keng Tschī T'u—Ackerbau und Seidengewinnung in China*, Plates 15-18.

<sup>82</sup> *Chinese Repository*, pp. 485 ff.



Figure 368 Raising Borders with a Scoop



Figure 369 An Irrigated Field for Vegetable Cultivation




Figure 370 A Wooden Scoop






Figure 371 Terraced Irrigation in Horāsān

from the edge of the plowed field (*korzeh*). The slight depression thus caused acts as an inlet channel (*baigāh*, *faṣl-kaš*) leading the water around the field at the beginning of the flooding. The same iron scoop is used to provide deep furrows and high ridges so characteristic of vegetable cultivation, e.g., melons, cucumbers, and so forth (Fig. 369). The bigger branch channels between main canal and field are scooped out (*panjeh kašīdan*) with a larger bullock-drawn wooden scoop (Fig. 370). It consists of a large hoop bent from the green wood of the jujube tree (*čūb-e senjed*) to which a number of boards are nailed, the lowest one being reinforced by an iron edge. Chains connect the scoop to the yoke. At the beginning of each cycle the operator presses the scoop into the soil with its handle, and the bullocks draw it toward the channel edge where it is tilted

and the soil deposited on the channel bank. The same type of scoop is used for cleaning the channels of silt and water plants. When new fields are made, this scoop serves for leveling each field after the first flooding when irregularities of the surface become apparent. Figure 371 shows wheat fields in Horāsān, ready for irrigation. The terracing, the raised borders, the leveled fields, the water storage basins, the canals—all this work has been done with the two types of scoops just described, the man-drawn and the oxen-drawn.

#### Manuring

While it is true that large wheat fields receive very little manure, especially in the north where dung is used for fuel, this does not hold for fruit and vegetable growing. Since orchards and market

gardens are always near villages and towns, sufficient animal dung and human feces are available. As the latter are collected in cesspits near the houses and are regularly strewn with quicklime and wood ashes, calcium and potassium too are contained in the manure. Towers (*borj-e kaf-tar*) to obtain pigeon manure (*telgūr*) are a peculiar feature of an area of about 100 miles around Isfahān, but are also found near Kabul in Afghanistan. Small pigeon towers are attached to the houses; the larger ones in the fields are either circular mud brick buildings (Fig. 372) 30 to 50 feet high and 15 to 30 feet in diameter, or, as near Gulpā'igān, northwest of Isfahān, they are square and of similar dimensions. There are many holes on the top for the birds to enter, and inside along the walls and niches there are thousands of perching stones (Fig. 373) where the birds rest during the night and leave their droppings. About a thousand pigeons live and breed in an average size tower, and the yield of such a tower is about 6,000 pounds of dung (*zēlā*) per year. Used at the rate of about 1,500 pounds per acre for most crops and 2 pounds per fruit tree, the peasants claim an increase in yield of at least 50 per cent. This benefit, however, could be a dubious one as the pigeons fly to the surrounding wheat fields where they feed on the grain and probably do more damage to the crop than the benefit to the gardeners is worth. This might be the reason for the steady decrease in the number of these towers from about 3,000 in the Isfahān district during the time of Sir John Chardin<sup>83</sup> to a fraction of that today.

#### *Sowing and Crop Growing*

Without going into too much detail on all the crops grown in Persia<sup>84</sup> it may be

<sup>83</sup> Sir J. Chardin, *Travels in Persia*, p. 177.

<sup>84</sup> For detailed descriptions see A. K. S. Lambton, *op. cit.*, and P. H. T. Beckett, "Agriculture in Central Persia."




Figure 372 A Pigeon Tower near Isfahān




Figure 373 Perching Stones inside a Pigeon Tower

said here that crops are divided into winter crops (*satvi*) and summer crops (*sajfi*). Wheat, mainly sown (*kāstan*, *pāsidān*) as a winter crop between the end of October and the third week of November, is irrigated twice before the winter rains and twice in spring if on land under irrigation (*ābi*, *ābyāri*). In dry farming (*daim*, *dāmi*, *hodā-dādeh*, *bahsi*) it depends entirely on rain. Summer wheat is sown from the end of February on and harvested in September with about four irrigations. There are two varieties of barley, spring or sweet barley (*jou-ye sirin*), which is sown toward the end of February, irrigated three to four times, and harvested by the end of June, and sour barley (*jou-ye tori*), sown early in August, likewise irrigated, and harvested by the end of October. The same variety is also grown as a winter crop, sown in November, and harvested by the end of May or early June. Both wheat and barley are sown by broadcasting at the rate of about 100 to 150 pounds per acre<sup>85</sup> except where a seeding plow is employed.

Rice (*saltuk*) is generally grown by transplanting (*nesā kardan*) from seed beds (*tombeh-jā*) into flooded fields, work mainly performed by women, but in Hūzistān and in some parts of Fārs, rice is sown by broadcasting about the time of the spring equinox. Most vegetable crops are grown, as previously mentioned, on high ridges with deep furrows in between for weekly irrigation (Fig. 369). In districts where the groundwater level is not too low, trenches 3 to 6 feet deep are dug that allow the roots of some plants to search for the groundwater that may be supplemented by spring rains collecting in the trenches, and by additional irrigation. Grapevines are grown in this way in many parts of the country. In Āzarbaijān the vines rest on the ridges, whereas in Fārs, Kermān, and

<sup>85</sup> P. H. T. Beckett, "Agriculture in Central Persia," p. 20.

the central districts wooden bars resting on mud brick pillars support the vines.<sup>86</sup> The vine dressers (*angūrčīn*, *angūrzan*, *razbān*) are quite skilled in grafting (*paivand zadan*, *jūs zadan*), which they do either by drilling (*match'i*, *qalamī*) and inserting the cutting (*jūs*) into the hole or by inserting it into a cut in the bark (*paivand-e pūst*, *jūs-e pūst*). Pruning (*par kardan*) is done in winter either with scissateurs (*qaidī*), a pruning knife (*kard*, *dāsgāleh*), or a small saw (*arreh*). Deep trench cultivation is also used for date-palm (*deraht-e hormā*) growing. Al-Balḥī (about 1105 A.D.)<sup>87</sup> mentioned palm groves in South Fārs with trenches as deep as 6 feet that were filled with water in spring and retained the moisture a long time before they needed irrigation again.

Throughout the entire growing season the peasant has to do some weeding. For this he uses a small weeding spade (*bilak*, *pās-gūn*, *hasūm-e pās-gūnī*). Figure 374 shows a weeder in a squatting position using the crook-handled weeding spade.



Figure 374. A Weeding Spade

#### Harvesting

Most cereals are reaped (*derou kardan*, *čīdan*) with a sickle after the grain is fully

<sup>86</sup> P. H. T. Beckett, "Tools and Crafts in South Central Persia," p. 146, and E. Gauba, "Botanische Reisen in der persischen Dattelregion," Part 1, p. 2.

<sup>87</sup> G. Le Strange, *Description of the Province of Fars*, p. 48; Sir J. Chardin, *op. cit.*, p. 257; and E. Gauba, *op. cit.*, Part 1, p. 2.

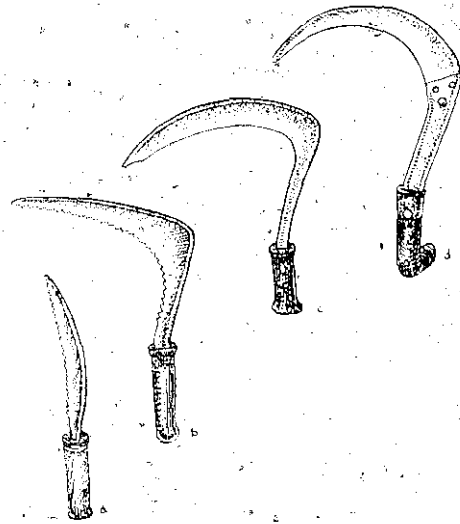


Figure 375 Types of Sickle

matined, except barley, which is pulled out by the roots. Two types of sickle (*dās*, *dāreh*, *dāst-qalā*) are found, hooked grain-cutting sickles (*dās-e derou*, Fig. 375 *b*, *c* and *d*) and a much smaller, almost straight one that is actually a grass-cutting sickle (*dās-e alef-bor*, Fig. 375 *a*) but is sometimes also used for smaller plots of grain. In some districts it is customary to have tooth-edged sickles, and the teeth are kept sharp with a triangular file. In other parts the edge is straight, surface-hardened with horn meal and kept sharp with a whetstone or a steel (*fālād*). The reaping is done from a squatting position (Fig. 376). To protect the forefinger the reapers of Gilān wear a horn protector, made of the tip of a cow's horn. The stalks are tied into sheaves (Fig. 377) and often carried on donkey back to the threshing ground (*harman*, *harman-gāh*), a centrally situated level place some 30 to 40 feet in diameter where the surface has been hardened by soaking a layer of earth in water, mixing it thoroughly with chaff, and subsequently rolling it with a stone roller until it



Figure 376 Harvesting with a Sickle



Figure 377 Binding Rice into Sheaves




Figure 378 A Bullock Cart from Āzarbaijān

becomes dry without cracks. Usually a pole 5 feet high is erected in the center of the threshing ground. In the north the sheaves are carried to the threshing ground by large bullock carts (Fig. 378). After the reaping the poor of the village are allowed to walk over the field to glean (*hūsh-ēn*) lost ears. At the threshing ground sheaves are piled (*āsām kašidan*) into a circular heap (*harman-kūh*) about three feet in height and 20 to 30 feet in diameter. The threshing (*harman kūbidan*) is done in four different ways:

1. By beating (*tāleh kūbidan*) with wooden flails (*āb-e guzel-kūhī*; Fig. 379) or the heavy ribs of palm leaves (*gorz-e hormā*). This method, as far as cereals are concerned, is confined to areas where draft animals are not commonly used and to peasants with small holdings. Pulse crops are generally threshed from their pods by beating.



Figure 379 Threshing Peas with a Flail

2. Threshing by driving teams of draft animals over the threshing ground is not very efficient but can still be seen, especially in combination with one of the following methods when the walking animals are used to break the straw and flatten the heap (Fig. 380).

3. Use of a threshing wheel, or wain (*čarh, čar, čām, čām, borreh, harman-kūh,*



Figure 380 Threshing with a Wain and a Team of Animals




Figure 381. A Wain with Wooden Beaters

(*carh-e harman-kūbi*, *carh-e harman-kū i*, *tan-gal*, *jangal*). It consists of a pair of skids (*langār*, *ārdāl*, *aldār*, *yām*, *rāneh*) that are held together by two cross-beams (*qamēi*, *pāhūni*, *pā-go-zāsteh*) tightened to the skids by wedges (*cūb-e qāsūneh*, *mih-e āsūni*). Placed between the skids and rolling in holes in them are two threshing rollers (*mizān*, *mil*, *mil-e borreh*, *girk*, *gūlileh*) that carry the beaters (*dandān*, *dandeh-borreh*, *parrah-borreh*, *dās*). In their simplest form these beaters are wooden pegs (*dandāneh-ye cūbi*) wedged to the surface of the rollers, a form often found in Northwest Persia (Fig. 381). In Fārs the beaters are sharp-edged iron blades (Fig. 382) fixed to the front roller with their edges parallel to the axis while on the rear roller the edges are at right angles to the axis. These beaters are forged and have a long tang going through the roller that is bent over on the outer side. In the districts of Isfahān, Naramīn, and Tehrān each roller is fitted with 6 to 8 sharp-edged iron disks (*tāveh*, *tāveh-ēām*; Fig. 383). The rollers run on iron axles (*mil*, *mīleh*, *mil-e cūm*) while the ends of the rollers are reinforced with iron bandages (*touq*). The driver of the wain sits on a seat board (*kursi*, *taht*, *taht-e savāri*, *košk*) supported by four posts (*pāyeh*, *hala-cūb*, *dō gečak*); he rests his feet on a footboard (*zir-e pā*).

4. Equally efficient is the threshing



Figure 382. A Wain with Iron Beaters




Figure 383. A Wain with Iron Disks

board (*zāl*), which is drawn over the grain heap by draft animals. It is a solid, heavy board about 2 inches thick measuring 2 feet 6 inches by 6 feet and studded with sharp flint stones (*cahmāh-dāsi*, Fig. 384). Slightly bent up on the front end, the threshing board is attached to a yoke with a chain so that it slides over the stalks between the drawing bullocks, the peasant standing on it to give it more weight. In Persia this board is mainly used in Azarbaijān and parts of Hūzistān. The flint stones are mined and shaped to size near Yām, northwest of Tabriz. A set of these flint stones costs \$5 to \$8. Both the wain and the threshing board were already known in antiquity. The Roman name for




Figure 384. A Threshing Board (cutting-side up)

the threshing board was *plastrum trituranis*. It was still used in Syria, Turkey, Bulgaria, Greece, Sicily, Spain, Portugal, and North Africa at the turn of this century, and the writer observed it still in use in Turkey and Greece in 1963. The wain was known to the Romans as *plostellum poenicum*, a name indicating Asian origin; indeed the Prophet Isaiah mentions it too.<sup>88</sup>

For the threshing (*cūm kardan*, *cūm kasidan*, *bōrreh kasidan*), the board or wain is drawn over the heap of sheaves in circles. The implements are hitched to either a yoke (*jū*), or a harness (*qūl*, *āšormeh*) if horses are used; by a beam (*tir-cūm*, *cān-kas*, *čāgejak*) or by a chain (*zanjir*) or a pair of belts (*dūvāl*) over an eyebolt (*par-e dūvāl*) and a ring (*halqeh*). A rein (*dast-e jelow*) from a halter (*osar*) gives the driver control over the animals. In Fārs a rope links the draft animals to the center pole of the threshing ground, whereas in the north the distance from the center pole is maintained by a beam (Fig. 380).

The threshing goes on day and night, drivers and animals working in shifts. Normally the animals are allowed to feed on the materials to be threshed, but when threshing millet (*arzan*), a muzzle (*pūž-*

*band*) is tied to the mouth to prevent overeating. For greater efficiency, combinations of several methods are common. Apart from the combination of wain and team of animals as in Fig. 380 it is the practice in Azarbaijān to start threshing with the wain and finish with the board. A combination of traditional and modern implements for threshing has been observed in the provinces of Arāq and South Azarbaijān. Many villages there own tractors; the peasants hitch a disk plow or a disk harrow on and run it over the heap on the threshing ground for two hours, which is sufficient to break the straw so that a wain or a board can take over. A boy with two oxen does the finishing operation in 20 working hours. Using traditional implements only it would have taken two boys and four oxen 100 working hours to thresh the same amount of grain. During the threshing one or two of the peasants walk around the heap with forks (*ābsi*, *hočūm*, *hočūn*, *āsi*, *qolāb*) or rakes (*panjeh*) to move straw, chaff, and grains back into the course of the implement and to turn them over.

When the straw is broken up sufficiently and the husks have separated from the grain, winnowing (*bād dādan*, *dast-e bād dādan*, *bojāri kardan*) can begin (Fig. 385). There is usually a fair wind in the early morning and especially in late afternoon.




Figure 385. Winnowing.

<sup>88</sup> Isaiah 41:15: "... for I have made thee a new threshing wain with teeth like a saw."




Figure 386 A Winnowing Fork

Then the peasants throw the threshed material about 6 feet high into the air with winnowing forks (*cāk, sāneh, hōtū, āvin*, Fig. 386) so that the wind carries the chaff and husks away (*bād kāhrā bordān*) while the grains drop straight down (*gandom oštādān*). These forks are made from the tough wood of the mountain ash (*cāh-e ār-e kāhī*). Branches from these trees are bent by the local carpenter in special bending devices (*kaj-gīr*, Fig. 387). The sharpened bent prongs are attached to a handle with laces of gazelle hide (*pāst-e āhū*). In Azerbaijan winnowing is also done with wooden shovels (*panā*). The chaff is valuable fodder for the animals and is carried to the village for storage in coarse nets (*tūr, gērār*) of goat hair (*mū*), usually on donkey back (Fig. 388). In Azerbaijan the chaff is also carried in canvas bags on ox carts (Fig. 389). A final

Figure 389 A Bullock Cart for the Transport of Chaff





Figure 387 A Device for Bending Fork Prongs



Figure 388 Bringing the Chaff into the Barn





cleaning of the grain is done by sifting (*garbāl kardan*, *sarang kardan*), first with a coarse sieve (*kām*) to separate the grain from remaining straw and chaff and then with a finer one (*garbāl, halbīl*) for the removal of stalk knots and gravel.

Division of the crop between landlord and peasant is done on the field by weighing, usually with a pair of scales with wooden boxes about 12 inches square and 9 inches deep, suspended from a lever. Sometimes the grain is put into woven goat hair bags and weighed with a steel yard suspended from a tripod.<sup>89</sup>

Donkeys or packhorses carry the grain from the field either straight to the mill or into storage rooms in the village. An unusual storage method is reported from Rūdār in Southeast Persia,<sup>90</sup> where the grain is placed into deep trenches dug into the ground, lined with straw, and covered with chaff and earth. It is kept there until milling facilities become available.

#### Flour Milling

The mill (*āsiyā, āsiyāb*) for the actual grinding (*āsiyā kardan*) of wheat (*gandum*), barley (*jow*), and a number of other food-stuffs such as millet (*arzan*), maize (*zerrat*), pulse (*nohād*), and spices such as turmeric (*zard-cūbeh*) and saffron (*zafrān*) is essentially the same whether it is hand-operated, animal-driven, or activated by a power source, such as water or wind. In each case the mechanism is a rotary one with a fixed bed stone (*āsak-e zīr, sang-e zīr*) and a revolving upper stone or runner (*āsak-e rū īs*). The more primitive grinding implements, like the saddle quern and the grain rubber, which have been in use throughout the prehistoric Middle East,<sup>91</sup>

were quite common in Republican Rome<sup>92</sup> and have survived in the Far East to this day, are today in use in Persia only in the province of Hūzistān for small household tasks. It appears from archaeological evidence that the rotary mill developed during the second millennium B.C. Pairs of millstones with matching pivots have been found, by Selling at Tel Annek, by Schumacher at Tel El-Mutesellim, and by McAlister at Gezer, all three in Palestine.<sup>93</sup> It is not quite clear how these early mills were operated, but a pair of millstones belonging to the ninth century B.C. has been found at Tel Halaf in Syria, and its runner has provision for a handle.<sup>94</sup>

The rotary mill appeared in Greece during the fourth century B.C. We have an illustration on a Boeotian clay beaker from this era.<sup>95</sup> It seems to have been brought to Italy by the Etruscans, since Pliny<sup>96</sup> credits them with its invention. Rotary mills are mentioned for the first time by Marcus Portius (Cato, 234–149 B.C.) in his book *De Re Rustica*. This type of mill spread to Northern Europe with the Celtic people of the La Tène civilization and reached England during the first century B.C.<sup>97</sup>

In its simplest form as a hand quern the rotary mill is widely used in Persian households, in the camps of the nomads, and by the potter for grinding glazes. Figure 390 shows a woman of the Qaşqā ī tribe doing her daily flour milling on such a hand quern (*āsiyā-dastī*). The stones are about 18 to 20 inches in diameter, the lower one carrying a wooden axle peg, tightly wedged-in, around which the runner

<sup>89</sup> R. J. Forbes in C. Singer, *A History of Technology*, Vol. 2, p. 106.

<sup>90</sup> H. Gleisberg, *op. cit.*, p. 16.

<sup>91</sup> R. J. Forbes in C. Singer, *op. cit.*, Vol. 2, p. 108.

<sup>92</sup> H. Gleisberg, *op. cit.*, p. 18.

<sup>93</sup> R. J. Forbes in C. Singer, *op. cit.*, Vol. 2, p. 108.

<sup>94</sup> Pliny, *Historia Naturalis*, xxxvi.135.

<sup>89</sup> For more detail on this question see A. K. S. Lambton, *op. cit.*, p. 306.

<sup>90</sup> A. Gabriel, *In weltfernen Orient*, p. 166.

<sup>91</sup> H. Gleisberg, "Herkunft und Verbreitung der Windmühlen," p. 16.

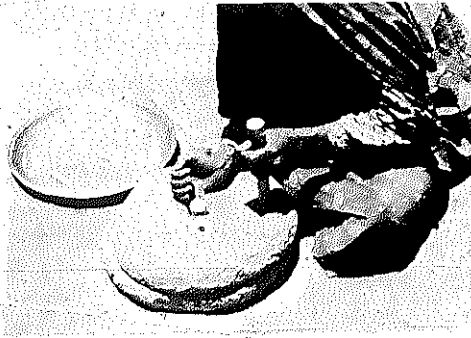


Figure 390 A Hand Quern

revolves, the latter carrying a wooden handle near the edge. The hole in the center of the runner leaves sufficient clearance to pour the grain into the center so that it can enter the face between the two stones. There is no provision in this type of mill for adjusting the distance between the stones to prevent their mutual rubbing. Grain is fed in all the time, and the grist leaves the mill on the circumference of the stone, where it drops onto a mat. Since it is only used for rough grinding (*lapeh kardān*) the lack of provision for adjustment matters little.

A more advanced form is the hand mill known in medieval England as the pot quern (Fig. 391), a type still widely used in Persian households where a servant grinds fresh flour every day and bakes the bread shortly before every meal. As an important technical improvement the pot quern shows provision for the adjustment of the distance between the stones. For this purpose a vertical, stationary steel axle is provided that passes through the bed stone (*sang-e pā'in*, *sang-e zīr*, *sang-e buzur*, *sang-e mādeh*) and rests on a pair of wedges (*gāveh*). At its top the axle has a turned-on shoulder on which a steel bar or "rind" (*tabar*, *tavar*, *beleskeh*, *espāreh*) revolves as a support for the runner (*sang-e bālā*, *sang-e rū*, *sang-e kūčak*, *sang-e nar*), spanning the latter's aperture. Adjustment is achieved

by lowering or lifting the axle by shifting the wedges. Small pot querns have an ordinary wooden handle fixed in a hole in the runner at an appropriate distance from the center, whereas larger querns have a long handlebar (*nāji*) that is attached to the runner over a link and runs through a bearing block (*šporch*) in a ceiling rafter.

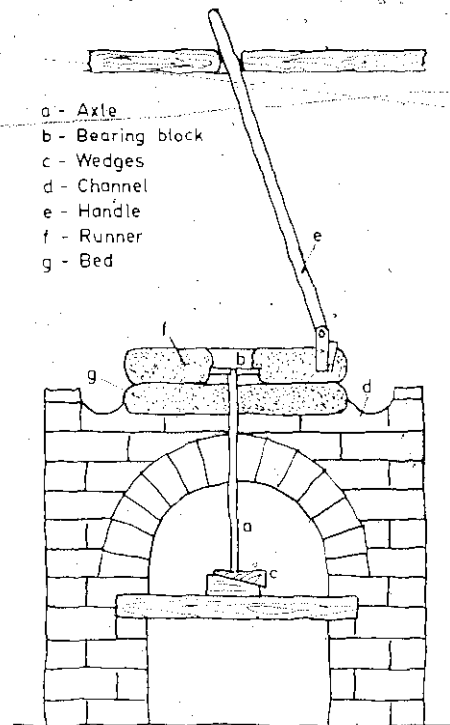


Figure 391 A Pot Quern

For water mills the rotating shaft passes through the bed stone carrying at its upper end the rind, which is inserted into a groove (*boridegi*) cut into the runner (see Fig. 394, p. 280). The windmills of eastern Persia have the runner suspended from the lower end of the wind wheel shaft (see Fig. 402, p. 286). All power mills are fed from a hopper (*dūl*, *gālū-ye āsiyā*, *kateh gandomī*, *sar-e nō*, *čādūnī*) from where the grain runs over a wooden feeder channel (*nāvdān*,

*noudān, nāv, nō*) into the center hole of the runner, which measures about four inches in diameter. The feeder channel is kept oscillating by an eccentric pin (*zīnak, sāīfānak, cūb-e sar-e cak, cūb-e rājeḥ*) that is attached to the rind on the millstone about 2 inches off center (Fig. 392); the flow of grain is controlled by a shutter board (*tahteh, sok*) at the mouth of the hopper. To keep the ground flour together and lead it into the lower hopper (*cāldānī, cālehdān, kalandeh, nō-kar*), the stones are often surrounded by wooden hoops (*tahteh-barsang, tahteh ḥalbūn*, Fig. 393). The millstones are made from a special coarse sandstone. In Fās these stones are quarried near Ḥollār, 40 miles northwest of Sirāz, from where they have been sent to all mills in the province since medieval times.<sup>98</sup> The millstones for the Isfahān and Kāshān regions come from the Kargez mountains and are hewn in Natanz. The average diameter of millstones driven by water wheels is about 4 feet 3 inches. In order to make use of smaller stones too these are cut to a diameter of about 3 feet and used as fixed bed stones. The remainder required to make them the same size as the runners is made up of 4 to 6 pieces of stone, laid around the smaller bed stone and set into a mortar bed. Depending on the power

source available the speed varies between 60 and 120 r.p.m. Some of the faster running stones are protected from breaking by an iron band (*louq*) around their circumference. The stones have hewn-in spiral flutes, and when the miller notices a heating up (*pūs kardān*) of the flour they have to be redressed (*āsīyā be kardān, zehr kardān, cāh kardān*) with an iron pick (*kolang, āsīyā-āzan, cālūj, kener*), work which is either done by the miller (*āsīyāban*) himself or, in valleys with many mills, by a millwright (*āsīyāgar, āsīyāzan*). The stones have an initial height of about 6 inches. The runner lasts about 3 years; after that it is too thin to be used without danger of breaking. The bed stone lasts about four years because it is firmly embedded and would cause no harm when breaking.

No conditioning of the grain takes place prior to grinding, and afterwards only the bran (*sapūs, sabūs, sās, sās*) is sifted off from the whole meal (*ārd*) with a fine sieve (*alak*).

The transition from hand to power milling was marked by the use of animals as a source of power. Ibn Ḥauqal mentioned that in his time they employed asses and horses in the mills at Sarḥes near Nīsāpūr.<sup>99</sup>

Figure 392 Mill Stones, Feeder, and Hopper

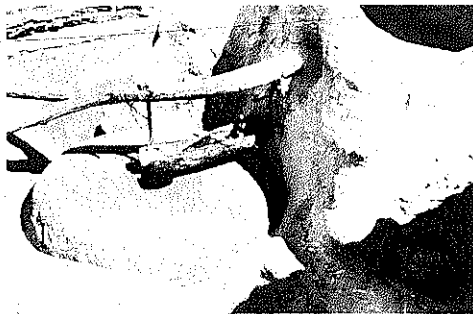


Figure 393 A Floor Mill with Retaining Hoop and Lower Hopper



<sup>98</sup> G. Le Strange, *op. cit.*, p. 127.

<sup>99</sup> Ibn Ḥauqal, *The Oriental Geography of Ibn Haukal*, p. 222.

### Water Mills.

The most common type of power for milling today is water. Three types of water mills can be distinguished, the Norse mill, the Vitruvian mill, and the floating mill. The so-called Norse mill has a vertical shaft and a number of scooped blades and is said to be a Greek invention<sup>100</sup> although the first one ever mentioned was erected, according to Strabo, by the Parthian king Mithridates in 65 B.C. for his palace in Asia Minor. This type of mill reached China during the third or fourth century A.D.; whether through Persian middlemen or from the Greeks in Bactria is still a matter of conjecture, as China at that time had close contacts with both these civilizations.<sup>101</sup> The other water mill still widely used in Persia is the Vitruvian mill with a horizontal shaft to the water wheel and a gear drive to transmit motion to the vertical shaft of the mill stones. Its invention is attributed to the Roman engineers of the first century B.C.<sup>102</sup> It spread through the Roman empire, was in use in Athens, Gaul, and Byzantium during the fourth century A.D.,<sup>103</sup> and a Persian named Metrodorus is credited with its introduction into India early in the fourth century A.D.<sup>104</sup>

Mills of the third type, the so-called floating mill, must have been quite numerous in the tenth century A.D. according to the historian Muqaddasi,<sup>105</sup> who was very impressed by "these wonderful mills" that were anchored in the great rivers of Mesopotamia, Hūzistān, and Hōrāsān and driven by large paddle

wheels. According to Procopius they were invented by the Roman general Belisarius during the siege of Rome in 537 A.D., when the Goths had cut off the water supply from the aqueducts, thus immobilizing the flour milling industry.<sup>106</sup> Floating mills are no longer used in Persia. In accordance with their basic characteristics we find the Norse mill in the mountain valleys with relatively small water volume in their streams but a high head, and the Vitruvian mill near the larger rivers offering more water at a lower head.

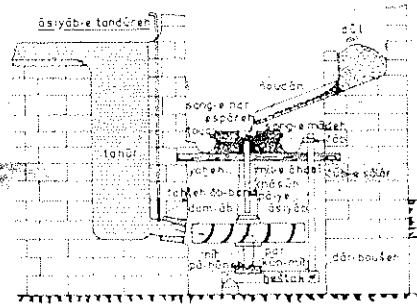


Figure 394. A Norse Type Water Mill

Figure 394 shows a sectional view of a Norse type of water mill (*āsīyāb-e parī*, *āsīyāb-e tandūreh*). The stone-built penstock (*tanūr*, *tanūreh*, *nō-e āb*) for the water varies between 20 and 30 feet in height so that the water discharges at the interchangeable jet at a high speed against the scooped blades (*par*), thus causing the wheel (*čārḥ*, *čārḥ-e āsīyāb*, *čāleh-par*) to turn. In order to maintain the water head in the penstock, the jet can be exchanged. For the maximum water supply a Sīrāz miller uses a wooden jet with a bore 4.5 inches in diameter, and with 25-foot water head the mill runs at 164 revolutions per minute, producing about 10 h.p. and a grain throughput of 5.5 bushels per hour. In

<sup>100</sup> R. J. Forbes, *Studies in Ancient Technology*, Vol. 2, p. 89.

<sup>101</sup> J. Needham, *The History of Science and Civilization in China*, p. 232.

<sup>102</sup> R. J. Forbes, *Studies in Ancient Technology*, Vol. 2, p. 88.

<sup>103</sup> *Ibid.*, p. 89.

<sup>104</sup> *Ibid.*, p. 93.

<sup>105</sup> E. Wiedemann, "Zur Technik und Naturwissenschaft bei den Arabern," p. 322.

<sup>106</sup> R. J. Forbes, *Studies in Ancient Technology*, Vol. 2, p. 102.

drier seasons, with less water available, jets with bores 4.0, 3.5, or 3.0 inches in diameter may be inserted. The reduced power output is then 8.5, 6.1, or 4.5 h.p., respectively, the speed drops to 160, 155, or 151 r.p.m., respectively, and the grain throughput to 4.7, 3.4, or 2.5 bushels per hour, respectively. A shutter (*tahteh-āband*, *kalvezān*) between penshock and jet allows the control of the water flow. As the shutter is not completely watertight, a rope (*čulūk*) connecting a peg on the runner with a ring in the wall near it makes sure that the wheel does not turn when the mill is not used. Figure 395 shows the shaft (*mil*) of a Norse wheel whose main part is a wooden trunk (*māsūn*) having at its lower end inclined slots (*kān*) for the insertion of the blades (*par*). The upper part of the trunk has a vertical slot (*yaheh*) into which the steel part of the shaft (*mil-e āhāni*) is inserted. This steel part (bottom, Fig. 396) is forged into a flat section that fits into the vertical slot. Above the slot it is round and smooth and acts as a bearing journal. The bearing itself consists of two semicircular wooden blocks having a hole in the center when put together. They are placed into the hole in the middle of the bed stone. The top end of the steel shaft above the round section is forged into another flat (*zabāneh-ye afzār*) that fits into an oblong hole (*afzār*, *ouzār*) in the rind (center, Fig. 396). A steel pivot pin (*mih*, *kūn-mih*, top, Fig. 396) fits with its square end into the lower end of the wooden trunk. A steel reinforcement (*haddād*) across the foot of the trunk centers the pivot pin properly and prevents the trunk from splitting. The conical point of the pivot pin rests in the tapered hole (*kūn*) of a thrust bearing block (*tahteh*, *pā-hūneh*, *pā-hāneh*) that is placed on a steel bar (*heštak*). It is part of a mill-stone setting device (*pārs-dār*, *dār-boušeh*) that works in this way: One end of the steel bar below the thrust bearing is



Figure 395 The Shaft of a Norse Mill

resting on the floor, whereas the other end is suspended slightly above floor level and linked to a vertical pole (*pā-ye āsiyāb*) that passes through a hole in one of the heavy floor beams (*čūb-e sālār*). At its upper end this pole is slotted and a wedge (*čāb*) passes through it and rests on the floor beam. When this wedge is driven in with



Figure 396 The Steel Parts of a Norse Mill Shaft

a hammer the pole rises, lifting at the same time the mill shaft, rind, and runner. The slender taper of the wedge and the lever ratio of the floor bar allow very fine adjustments in order to obtain the required flour grade in the milling process (*gandom hord kardan*).




Figure 397 A Group of Norse Mills, with Wooden Penstocks

In Āzarbaijān it is customary to lead the water from the mill race (*čārū, čūg, čūg-e säh*) into a hollowed tree trunk (*nāv*) that is closed again with boards and acts as a penstock (Fig. 397). This variety of the Norse mill is known as *āsiyāb-e houdāneh*. In long mountain valleys there is often a whole series of mills, the water serving one mill after the other as it descends. The historian and geographer Hamdullāh Mustoufi<sup>107</sup> mentions a valley in Horāsān where 40 mills operated along the same stream whose waters were so swift that it took no longer to grind one ass load of grain (about 160 pounds) than to sew the heads of two flour bags. It should be mentioned here that a great number of mills are built underground where they operate in conjunction with the *qanāt* system.

The Vitruvian mill has wheel and shaft horizontal; it is the type of wheel first described by Vitruvius, the Roman historian of technology of the first century B.C.

<sup>107</sup> G. Le Strange, *Mesopotamia and Persia under the Mongols in the 14th Century*, p. 147.

Figure 398 shows such a mill (*āsiyāb-e čarhi*), which is operated with a breast-shot arrangement, the water entering at axis height through a narrow space (*kāseh-āsiyāb*) between wheel and stonework (Fig. 399). The water is branched off, perhaps half a mile upstream, from the river by a dam that at the same time serves for irrigation purposes. The water arrives at the mill in a mill race (*čūg-säh*) and shortly before it reaches the spill (*čāh-rāh*) behind the water wheel there is a sluice door (*harz-āb, harz-ābi*) where it can be diverted (*ābrā harz kardan, harz dādan*) to bypass the wheel if the mill is not operating.

This wheel (*čarh-e āsiyāb, par*) requires a water head of about 5 feet. It is built around a heavy wooden pole (*mizān, mil*) that is keyed to a steel main shaft (*sar-e*

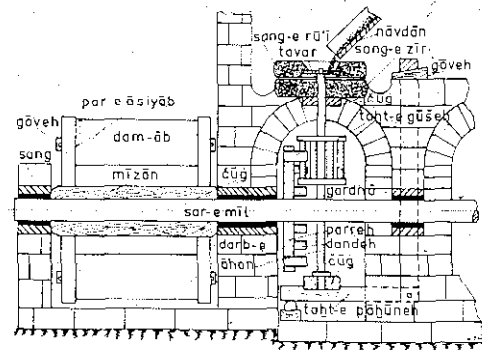


Figure 398 A Vitruvian Type Water Mill




Figure 399 A Breast-Shot Mill Wheel

mil). The shaft runs in wooden bearing blocks (*bāleśmeh*, *čūg*, *čūb*) that are supported by specially hewn stones (*sarbandān*, *sang*) built into the mud brick walls of the mill. In other constructions a wooden main shaft (*mī-zān*, *mil*) carries the water wheel and extends under the mill house, having at its ends short steel axles (*liġ-e āhan*) that run in bearings as described above. About twenty pairs of spokes (*par*, *par-e āsiyāb*) radiate from the axle. Wooden blades (*dam-āb*) are attached to these spokes by means of wedges (*gōveh*). On the outer circumference all blades are held by tangential links (*tang*) to equalize the impact of the water on the blades. The main shaft enters the basement wall of the mill house over a bearing block, and inside the first vault we find a large gear wheel (*čārāngeleh*, *parreh*) with four spokes and 35 elliptical pivot gear teeth (*dandeh*) made from the tough wood of the apricot tree (*čūb-e zardālū*). Equally suitable for the making of these teeth is the dense and hard wood known as *čūb-e vaśm*, which is probably dogwood (*Cornus mascula*). This all-wooden gear wheel meshes into a cage pinion (*gardnā*) whose vertical steel axis (*darb-e āhan*, *navordān*) just bypasses the main shaft, resting in a thrust bearing block (*gareh*, *gereh*, *pā-hūneh*) that in turn is supported by a solid board (*tahteh-hūneh*, *tahteh-pāhūneh*). The pinion (Fig. 400) has six elliptical gear teeth (*lang*) of kokan wood (*čūb-e kōkan*). The six teeth are set into two circular disks (*taht-e gūseh*) made of plane wood (*čūb-e čenār*) and surrounded by iron tires (*lāqeh*). The journal of the pinion shaft is supported at floor level by a split bearing (*gereh*) of medlar wood (*čūb-e kavūjeh*). The lower end of the pinion shaft runs in a wooden thrust bearing that is inserted into a horizontal bearing board (Fig. 400). This board is loosely morticed into slots of two short vertical posts (*dārmeh*). A pair of wedges under each end of the board allows the



Figure 400 The Pinion of a Vitruvian Mill with Thrust Bearing, Journal, and Rind

setting of the gap between the mill stones. In some mills of this type the pinion bearing board is suspended at one end from a vertical pole, similar to the adjusting pole on the Norse mill, with a setting wedge at floor level in the milling room. Depending on the size of the water wheel, the water head, and the amount of water available, several sets of gear wheels and mill stones are sometimes attached to the extension of one horizontal main shaft, usually three to five.

A historian describing the development of the water wheel<sup>108</sup> claims that the efficiency of the Norse mill was so low that the inventive spirit of the Romans led to the development of the more efficient Vitruvian mill. The writer does not agree with this claim, since efficiency can only mean the ratio between the power input, viz., the product of water volume and head, and the power output delivered to the millstones. As the size of these stones is the same in both types of mill and the Vitruvian mill is so geared that its speed is basically the same as that of the Norse mill, their flour output should be the same. This is in fact true; as already mentioned, a greater water volume of the Vitruvian mill at a lower head is balanced by a smaller water volume at a considerably higher head in the case of the Norse mill.

<sup>108</sup> R. J. Forbes, *Studies in Ancient Technology*, Vol. 2, p. 86.

### Windmills

Windmills (*āsiyāb-e bādī, sāteqī*) are extensively used in the eastern parts of Persia, viz., Horāsān and Sistān, where during the summer months the "wind of the 120 days" (*bād-e šad-ā-bīst rūz*) blows unabated from the Qizil-Qum steppes of Turkestan. All the way from between Mašhad and Herat to the Indian border the traveler finds these unusual windmills with the vertical axes. Most modern authors on the history of technology agree on the Persian origin of the windmill. It should be of interest to quote earlier references to this power, that point to Indian and Central Asian applications.

The earliest known mention of a windmill is in an ancient Hindu book, the Arthasastra of Kantiya (about 400 B.C.), containing a reference to lifting water.<sup>109</sup> Although windmills as a source of power were not known in the Greek and Roman world, it was Heron of Alexandria (260 B.C.) who described a small wind motor (*anaemourion*), a mere toy to provide air pressure for an organ.<sup>110</sup> There is no proof that it was ever built. The next we hear about wind motors are the prayer wheels of the Buddhists in Central Asia described by Chinese travelers about 400 A.D.<sup>111</sup> From early Islamic times on, the evidence becomes more specific and refers to genuine windmills, viz., a power source for grain grinding and water lifting. In quoting Tabarī (834-922 A.D.), Al-Mas'ūdī (about 956 A.D.) writes a story about a Persian slave, Abū Lulua, whom the caliph 'Omar (634-644 A.D.) asked: "I have been told that you boasted to be able to build a mill which is driven by the wind," to which the

Persian replied: "By God, I will build this mill of which the world will talk."<sup>112</sup> The same Al-Mas'ūdī says more about the country of the windmills: "Segistan (Sistān) is the land of winds and sand. There the wind drives mills and raises water from the streams, whereby gardens are irrigated. There is in the world, and God alone knows it, no place where more frequent use is made of the winds."<sup>113</sup> One of his contemporaries, the historian and geographer Istahri (about 951 A.D.) confirms this: "There strong winds prevail, so that, because of them, mills were built, rotated by the wind." These windmills still impressed a later geographer, Al-Qazvinī (d. 1283 A.D.). When writing about Sistān he says: "There the wind is never still, so in reliance on it mills are erected; they do all their corn grinding with these mills. It is a hot land and has mills which depend on the utilization of the wind."<sup>114</sup> We are fortunate in having an early description of the construction of a Sistān windmill, together with a drawing (Fig. 401) by the Syrian cosmographer Al-Dimašqī (1256-1326 A.D.) who has this to say:

When building mills that rotate by the wind, they (in Sistān) proceed as follows: They erect a high building, like a minaret, or they take the top of a high mountain or hill or a tower of a castle. They build one building on top of another. The upper structure contains the mill [*raha*] that turns and grinds; the lower one contains a wheel [*doulāb*, meaning "scooped water wheel"] rotated by the enclosed wind. When the lower wheel turns, the upper mill stone turns too. Whatever wind may blow, the mills rotate, though only one stone moves. After they have completed the two structures, as shown in the drawing, they make four slits or embrasures [*marmā*, meaning "loophole of a fortress"] like those in walls, only they are reversed, for the wider part opens outward and the narrow slit

<sup>109</sup> Narendra Nath in F. Freese, *Windmills and Mill Wrighting*, p. 1.

<sup>110</sup> H. T. Horwitz, "Über das Aufkommen, die erste Entwicklung und die Verbreitung von Windrädern," p. 94.

<sup>111</sup> R. J. Forbes in C. Singer, *op. cit.*, Vol. 2, p. 615.

<sup>112</sup> H. T. Horwitz, *op. cit.*, p. 96.

<sup>113</sup> F. Klenum, *A History of Western Technology*, p. 77.

<sup>114</sup> *Ibid.*





bearing conditions for the shaft and a higher speed of the millstone through the gear ratio.

The first mention of a windmill (*molin-dina ad ventum*) for northern Europe is a French charter of 1105 A.D.; the statute of Arles in France imposed a 5 per cent tax on windmill turnover, while the apparently less efficient water mill had only 3 per cent to pay. In 1180 A.D. a windmill is mentioned in Normandy, and the so-called windmill psalter, written in Canterbury in 1270 A.D., shows the first illustrations of European windmills.<sup>120</sup> It is interesting that the Venetian Faustus Veranzio, in 1616 A.D., suggests a number of windmill constructions that do not follow the European form with an almost horizontal axis but show clearly the old oriental arrangement with a vertical axis.<sup>121</sup>

This type is still very much alive in Persia today. The modern geographer Sven Hedin says of the town of Neh in Sistān that it has 400 houses and 75 windmills.<sup>122</sup> Their construction is shown in Figs. 402 and 403. The mill house (*hāneh*) forms the lower part of the structure. It is about 20 feet wide, 20 feet deep and 12 feet high. The two opposing side walls of it (*divār, divār-par*) extend to an additional height of 20 feet, and a wing wall (*pakorak*) of the same height but only 10 feet wide leaves an orifice (*dar-bād*) that faces north, the main wind direction, and leads the wind against one-half of the vertical wind wheel (*bālāpi*).

The wind wheel itself has an effective height of about 18 feet. Its main shaft (*tir, tīreh*) is made of plane wood (*čūb-e čenār*). The shaft is led through a hole in the center of the arched roof of the mill house.

It has a strong steel bandage (*kamān, bast*) at its lower end where it measures 17 inches in diameter. Inserted into this end is a steel thrust pin (*mīh*) that is forged square where it fits inside the wooden shaft and round at the lower end, having a diameter of 3 inches. Its semispherical thrust end (*sar-e tah-tīr*) rests in a wooden thrust block (*tah-tīr, čūb-e koloft*). The cavity in this block that accommodates the thrust pin is lined with a tallow-soaked lubrication pad (*kohneh*) made of many

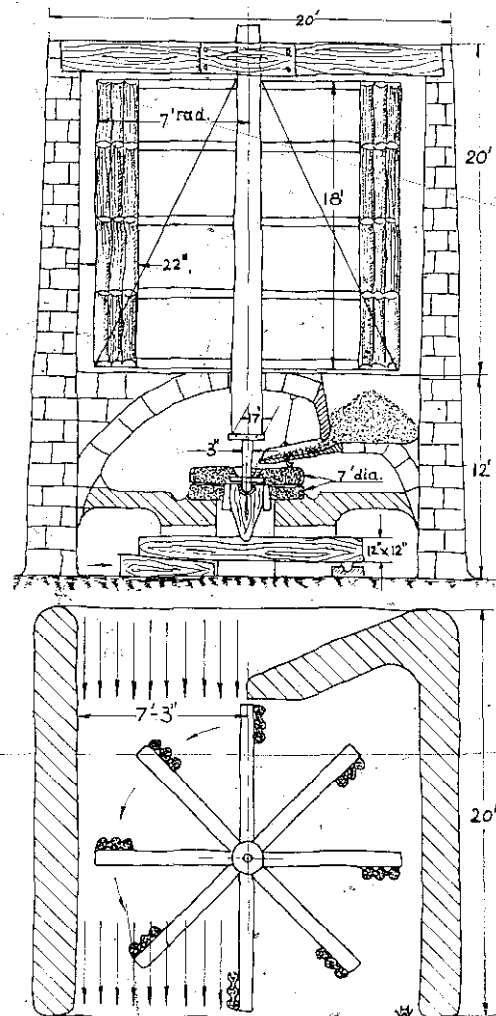


Figure 402 A Sistani Windmill (section)

<sup>120</sup> R. Wailes, "A Note on Windmills," in C. Singer, *op. cit.*, p. 623.

<sup>121</sup> Faustus Veranzio, *Machinae Novae*, Plates 11-13.

<sup>122</sup> S. Hedin, *Eine Routenaufnahme durch Ostpersien*, Vol. 2, p. 141.



Figure 403 A Sistani Windmill



Figure 404 The Wind Wheel of the Sistani Mill

layers of strong cotton cloth (*karbās*). The thrust block is about 18 inches in diameter and is made from the wood of the jujube tree (*čub-e anāb*).

At its upper end the shaft runs in a wooden bearing (*kalleh-tūr*) whose halves are fixed to a heavy horizontal cross beam (*sar-gāzak*, *sarām*, *čub-e sarām*) by means of strong wooden pegs (*mih*, *mih-e sar-gāzak*) and secured with ropes (*gis*, Fig. 404). Five tiers of spokes (*bāz*, *pošdīčō*) with eight spokes in each tier are inserted into housings (*hāneh*) of the shaft and held in position by wedges (*gāz*). Three or four bundles of reed (*nai*), each 18 feet high, the row of them together 22 inches wide and 6 inches thick, are pressed against the ends of the spokes by wooden tie bars (*rūband*), the latter secured to the spokes with pegs (*gāz*) and ropes. In two places between every two tiers of spokes the reed bundles are held together with further

ropes (*gis*). These eight bundles with a total area of about 280 square feet form the blades (*tahteh*) of the wind wheel. Diagonal stay ropes (*par-kaš*) running from the top of the shaft to the outside of the lowest tier of spokes prevent sagging of the spokes under the heavy weight of the reed bundles. All eight spokes in each tier are linked on the circumference with horizontal rope-stays (*rismān*), their tightening being achieved by twisting short stay tourniquets (*partō*).

Returning to the mill house we will remember that the shaft ended in a steel thrust pin, resting in a wooden thrust block. The upper end of this block fits into the center hole of the bed stone (*tahtāh*). The bed stone itself rests on a brick structure (Fig. 405), and the space between thrust block and bed stone is filled all the way round with wooden wedges to prevent grain and flour from falling through. The

runner (*rūtāh*) rests on a strong steel rind (*tabareh*) that passes through a slot in the thrust pin underneath the feeder throat (*golū-ye sang*) of the runner. The rind fits into a groove (*borideh*) cut into the underside of the runner.

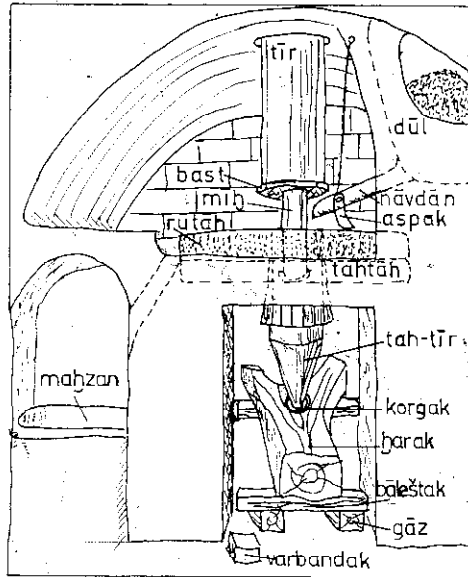


Figure 405 The Mill House of a Sistani Windmill

At its lower end, the thrust block is shaped to a point that fits into a cup-shaped cavity (*korgak*) of a heavy horizontal foot beam (*harak*), made of the particularly strong turpentine wood (*čub-e baneh*, *čub-e hanjak*) with a cross section measuring 12 by 12 inches. This foot beam is part of a mill-adjusting mechanism. Its far end, resting on a short sturdy beam on the floor, forms a fulcrum, whereas the other end rests on a similar beam (*bāleštak*) that is supported by two adjusting wedges (*gāz*). By placing a short fulcrum block (*varbandak*) near the short front beam, inserting a long lever pole (*dahmak*) between the two, and pressing it down, the miller lifts thrust block, runner, and wind wheel up, although only by hundredths of

an inch. Before he releases the lever, he pushes the wedges forward with his foot. He repeats the lifting and pushing until the gap between the millstones is set to the required distance. By the same token the mill becomes ready to operate.

The grain is fed into the throat of the runner from the grain hopper (*goli*, *dul*) through a feeder channel (*nāudān*) that is suspended from the roof of the vault by thin ropes (*dō-bōtak*) of such a length that two wooden pegs (*aspak*) attached to the sides of the feeder channel just slide on the surface of the moving runner, thus keeping the feeder vibrating and the grain flowing. The ground meal is collected in a meal hopper (*kandūk*, *māhzan*) at the side below the bedstone.

Both millstones, like those of the other mill types, have to be trimmed (*tiz kardan*) at the end of each milling season. The new flutes are cut in by the miller with a trimming hoe (*kutnak*). The millstones of Sistani are quarried near Hünik and have a diameter of about 7 feet compared with 4 to 4½ feet of the water millstones. The amount of grain milled in each of these windmills during 24 hours averages 1 ton, which means 120 tons in a milling season. This means that the 50 mills that were still operating in Neh when the writer saw them in 1963 (Fig. 406) had a seasonal throughput of 6,000 tons of wheat, a significant amount for a small town on the fringe of the desert.

Historians of technology may wonder what the power of this machine may be. Based on Gabriel's<sup>123</sup> measurement of the wind velocity at Neh in the middle of the "wind of the 120 days" of  $v = 32$  m/second, the observed speed of  $n = 120$  r.p.m., the conservative assumption that only 1.5 blades are exposed to the wind at any time, and a mill efficiency of only 50 per cent, the mill would have a power output of

<sup>123</sup> A. Gabriel, *op. cit.*, pp. 144-145.

about 75 HP. A modern grain mill recently installed in Neh to work outside the wind season was said to have only half the output of the windmill, i.e., half a ton in 24 hours. It was driven by a diesel engine of 40 HP, a figure confirming the above estimate.

A comparison of the description of the Sīstān windmill by Al-Dīmašqī (Fig. 401) with the mills still working today shows an essential difference, viz., that the old mill had the millstones above the wind wheel, whereas the present-day mill house is below the wind wheel. The old construction seems to indicate that the windmill in that form had developed from the Norse mill where the runner had to be placed above the prime mover. The reversing of the arrangement was certainly an important development; first it brought the mill house back into the far more convenient position for its operation, and second, by having the wind wheel higher up it

became more exposed to the wind and thus gave more power. To make this possible, the problem of securing the heavy runner around the lower end of the thrust pin had to be overcome, which in itself was quite an achievement.

### Rice Husking

Although wheat is the most important staple food in Persia, rice (*berenj*) is also grown in considerable quantity and is of excellent long-grained quality.

In order to get the rice sheaves off the ground as soon as possible after harvesting, the farmers in the main rice-growing areas of Gilān and Māzandarān stack the harvest unthreshed on ricks (Fig. 407) that rest on four or more strong pillars (*langeh*). These are connected by horizontal beams (*nar*). Round wooden disks (*kolāh*) near the tops of the pillars underneath the beams prevent the rats from getting at the rice.



Figure 406 A Row of Windmills




Figure 407 A Rice Rick in Māzandarān

The harvest is left on the ricks until the farmer is ready for threshing it with a wain.

Before rice is ready for cooking it has to be husked (*pāst kardan*, *safīd kardan*). In its simplest form this is done in the bronze household mortar (*hāvan*). Peasants who deliver polished rice to the market use a large wooden or stone mortar (*jougan*) into which the rice pounder places 6 to 10 pounds of unhusked rice (*jou*, *šaltūk*, *čaltūk*) and pounds it with a double-ended wooden pestle (*dasteh-jougan*). Rice huskers (*berenj-kūb*) who do this work for a living have still larger stone mortars and a kind of seesaw lever (*dang-e berenj-kūb*, *pātang*), with the pestle attached to one end just above the mortar. The pounder, by jumping on the other end, lifts the lever end. When he lets it go the pestle drops heavily into the mortar. He adds a small quantity of the mineral meerschaum (*kaf-e daniyā*) to

the grain in the mortar, which acts as a polishing agent.

In the Caspian provinces, where more rice is grown than wheat, the husking is done in water mills (*andang*, *āb-dang*). The husking mills in the coastal plains are driven by large undershot wheels. Such a wheel has a heavy wooden shaft (*tir*) that runs through the full length of the mill and carries a series of cams (*kūtinā*, *čobelāq*) that are inserted into slots (*čūneh*) in the shaft and held in position by wedges (*čūb-e pārs*). Of the previously mentioned seesaw levers (*pol*) 12 to 15 are arranged along the main shaft, each one pivoted to wooden uprights by means of strong wooden pegs (*marzeh*). As the shaft turns the cams lift the levers in succession and let the pestle (*sāreh*) at the end of each lever (Fig. 408) drop into a mortar (*čāleh*) from a height of about 18 inches. The pestle is studded with roughened (*borīdeh*) iron spikes (*dandāneh-*



Figure 408 The Pestle of a Rice-Husking Mill

*āhan*) that are held together with a forged iron band (*dalband*). If the husker wants to empty and refill a mortar he suspends the lever for a while by a rope hanging down from the ceiling.

In the Alburz mountains, where higher water heads are available, the water for the husking mills is led through a hollowed tree trunk (*nāv, nāb*) to drive a kind of Pelton wheel consisting of a horizontal shaft into which 16 scooped blades (*par, parreh*), each 3 feet long, have been inserted. The shaft has a single cam that operates a single pestle lever (Fig. 409). Usually a series of these husking mills follow one another as the water descends. Many of these mills are now used for millet (*arzan*) cleaning, since more and more rice is treated in modern motorized husking plants.

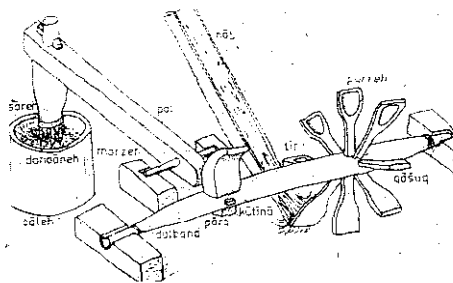


Figure 409. A Rice Mill in Māzandarān

**Bread Baking**

Most of the bread (*nān, nūn*) eaten in Persia is wheaten flat bread. Only in some rice-growing districts, e.g., the Caspian provinces, was a rice bread customary<sup>124</sup> which has lately been largely replaced by bread from wheat flour from the Plateau.

The more common bread varieties are:

1. *Nān-e sāj*, an unleavened bread (*nān-e fatīrī*) baked by the nomads in the open, about 1/8-inch thick.

2. *Nān-e lābūn*, a bread similar to this, also baked by the nomads, but in a primitive underground oven.

3. *Lavās*, a thin, crisp bread, about 1/8-inch thick, unleavened or mildly leavened. This bread is also known as *nān-e tanūrī, nān-e tāftūn*. A bread made from the same dough, but stretched out particularly thinly is known as *nān-e hūnegī*. After baking it is almost as thin as paper.

4. *Sangak* is a bread particularly popular in large cities. It is softer than the *lavās* and about 1/4-inch thick and leavened. It is also called *nān-e hamīrī*.

5. *Nān-e barbarī* is a bread of medium hardness, about 1/4-inch thick and leavened like the *sangak*. It has its name from a community of Berbers which one of the Qajar *sāhs* settled south of Tehrān during the last century.

6. *Nān-e rougānī* or *nān-e hošk, hoškeh* is made from an unleavened dough but contains fat in the form of melted sheep's butter (*rougān-e gūsfand*). After baking it becomes dry and brittle like biscuits. It is available unsweetened or "ordinary" (*mā'mulī*), often sprinkled with sesame seed (*konjed*), and in a sweet variety (*šīrīn*) for which grape syrup (*šīreh*) or sugar (*šakar*) is added to the dough.

7. *Nān-e šīrmāl, nān-e dāstārī* is a fine bread, more like a cake, eaten on feast days.

8. *Golāj* is similar to *nān-e barbarī*, but baked to a thickness of about 1 1/2 inches. It is a popular bread in Māzandarān and Gorgān.

The most primitive form of bread baking is found among the nomadic tribes all over the country. Chardin, who traveled for the king of France in Persia between 1665 and 1668, gave a description that would not be much different today:<sup>125</sup>

<sup>124</sup> Ibn Hauqal, *op. cit.*, p. 179, and *Travels of Venetians*, p. 83.

<sup>125</sup> Sir J. Chardin, translated from E. Diez, *Franische Kunst*, p. 211.

The baking is done daily and begins shortly before the meal starts. Whole meal and water are poured into a wooden mixing bowl and kneaded thoroughly. Then a fire is kindled between two stones, and a copper or steel plate is placed in position [Fig. 410]. The dough [*hamir*] is molded into a flat cake, placed on to the hot plate and baked for about three minutes. In the meantime the next cake is prepared, and a person can bake the need for a family of twelve in one hour. Sometimes poppy seed is sprinkled over the dough after it has been placed onto the hot plate, or the bread is rubbed with *Asa foetida* [*ahing*] the gum of a desert plant [*Ferula foetida*] which gives the bread a peculiar taste. This bread [*nān-e sāj*] would have a diameter of 12 to 15 inches.




Figure 410 Baking on the Sāj

Another type of oven, known as *tābūn*, is used by the nomads of the north and the northwest. A fire is kept for a while in a clay-lined hole in the ground. When its walls are sufficiently hot the embers are taken out with an iron shovel, the flattened cake of dough is placed on the bottom of the hole, a steel plate or an earthenware dish is placed over it, and the whole is covered with the hot embers. After three to five minutes the bread is baked. An improvement on this oven is used by other nomads, e.g., those of *Horāsān* and *Balūcistān*. Near their camp they dig a hole in the ground, place the excavated earth around its edge, and also dig an air duct [*bādkāš*, Fig. 411] leading to its bottom. The surface of this oven is smeared over



Figure 411 A Primitive Bread-Baking Oven

with a mixture of loam and water, and after drying a fire is lighted at the bottom, and when the walls are sufficiently hot the flattened dough is placed against them and baked.

This method is in fact the transition to the most common oven, viz., the drum oven (*tanūr*, *tāflūn*, *taflūn*), which is found in town and village bakeries and in many private homes. The core of this oven is formed by a huge earthenware vessel with an open bottom and a narrower top (Fig. 412). This vessel is placed over a fireplace (*ātes-hāneh*) in the ground where a charcoal fire (or nowadays an oil burner) obtains



Figure 412. Bread Baking in the Tanūr (partly sectioned)



its air through a channel that ends where the baker stands so that he can control the fire with a shutter operated by his foot. Since most baking has to be done shortly before the three meals of the day, breakfast (*sobhāneh*), lunch (*nāhār*), and dinner (*sām*), there is usually a rush at the bakeries (*nān-pa-zī*) at these times, and most bakers work in teams to satisfy their customers' demand for oven-fresh bread. The first to start work, about two hours before baking begins, is the mixer (*hamīr-gīr*). Standing in front of a large trough (*taštak*, *toūgal*, *taḡār*), he mixes (*āmiḡtan*) one part of wheat meal and six parts of water, adds salt, and, when required, the leaven (*āb-e torš*). The latter is made from left-over dough from the day before, dissolved in water and kept in a warm spot near the oven. After thorough kneading (*varzīdan*), by hand the dough is left for fermentation.

Shortly before baking time the dough

former (*čūneh-gīr*) takes dough from the trough and shapes it into lumps (*čūneh*, *mašt*, background, Fig. 413). Although the law today requires weighing the dough lumps on a pair of scales the experienced baker usually forms them to the required size without weighing them. These lumps are taken over by the next man in the team, the dough flattener (*nān-pahn-kon*), who places one lump after the other on a marble block (*sang-e marmar*) and rolls (*vardāneh kardan*) each lump into a flat piece (*pahn*) about  $\frac{3}{8}$ -inch thick, using a wooden rolling pin (*vardāneh*, *hūneh*, *čāb-e nān-pa-zī*). This finished, he throws the flat piece of dough across the bench to the dough stretcher (*vāvar*, *sālīr*), who places it on a cotton-stuffed cushion (*nāh-banā*, *nawan*, *navand*), of 15 to 20 inches diameter and stretches (*čāp kardan*) the dough right over the cushion (right side, Fig. 413), grips the underside of the cushion by a handle, inserts it into the hot oven, and

Figure 413 Baking of Lavāš



throws (*gozāstān*) it against the inside wall so that it sticks to it. His forearms are bandaged to protect him from the radiating heat inside the oven. He takes the cushion back to the bench, puts the next piece of flattened dough on it, etc. The youngest in the team, the baker's boy (*pādō*), does all the odd jobs such as getting water and meal to the trough, fuel to the oven, and so forth. The bread bakes partly through the heat accumulated in the oven walls and partly by direct radiating heat from the fire underneath. During the baking the bread develops bubbles (left foreground, Fig. 413). As soon as it is baked it begins to peel from the oven wall, and the oven man (*vardas*) picks it up with an iron skewer (*sih, nān-ēn*) on a long wooden handle (right foreground, Fig. 413) just before it would drop into the fire. This bread (*nān-e tanūrī, nān-e taftān, lavāš*) is of good taste (and so are all the other bread types available in Persia), and while fresh it is crisp and resembles the Scandinavian Knäkke bread.

The same oven is used for baking the bread known as *nān-e rouḡāni* or *hoškeh*. If a baker specializes in making this bread he is called *hoškeh-paz*.

Bakeries in the populous cities of Tehrān, Iṣfahān, and other provincial capitals could not manage to provide the amount of fresh bread that is needed at every mealtime by baking all this bread in drum ovens. A cheaper bread popular in these places is baked in huge ovens fired with wood (*hiżum*), dry desert shrubs (*hār*) or, lately, crude oil (*māzūt*). The oven (*tanūr-e sangakī, kūreh*, Fig. 414) contains an inclined, brick-built bank (*sang-kūh*) that is covered with clean river pebbles (*sangak*). In front of this bank there is a fireplace with an iron grill (*sehpāyeh*); fuel and combustion air enter through a hole in one side wall (*sūrāh-e zambūrak, sūlah-e zambūrak*). The oven is covered with a vaulted cupola (*tāq*) made from sun-dried

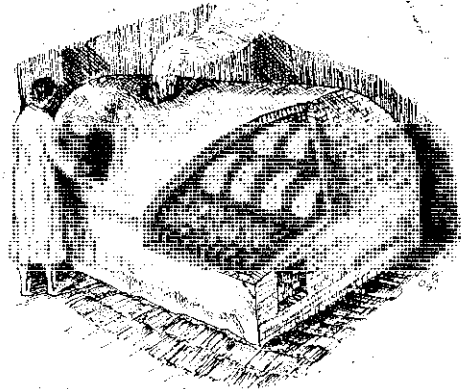


Figure 414 Baking the Sangak Bread (partly sectioned)

bricks. It has one or two smoke holes (*dūd-kaš*). Two hours before baking begins the pebbles are leveled with a shovel (*sang-kūb*), and the firing begins. When the pebbles are hot enough, the fire is either switched over to another oven by means of an iron shutter, or the heat is reduced to maintain the baking temperature. The dough is prepared in the same way as the dough for the drum oven bread, but with the addition of yoghurt (*māst*) instead of leaven. The baker stands between the dough trough and a long-handled wooden shovel (*pārū*) with a blade about 18 inches square and slightly convex. The end of the blade rests on a ledge in front of the oven while the end of the long handle rests in a wooden fork. The baker wets the shovel blade with water (*āb-e hamīr*), takes a certain quantity of dough from the trough, and by beating it with his hands stretches it over the shovel blade (Fig. 415). He then takes the shovel by its handle, inserts the blade into the oven, and by turning it over, places the dough square on the hot pebbles. While he prepares the next charge his assistant observes the baking, which takes about

two minutes. When baked the assistant takes the bread from the oven with a two-pronged fork (*dō-sāheh*). This bread, weighing about 1½ pounds, is soft and shows the imprints of the pebbles, hence its name "pebble bread" (*nān-e sangak(i)*). Some customers like this bread with coriander seed (*siyāh-dāneh*), which is sprinkled over the dough before it is placed into the oven.

For the baking of the *barbari* bread the baker rolls a slightly drier dough into thin coils and arranges them on the shovel side by side, with one coil surrounding them. The shovel with the dough coils is transferred to an oven similar to the pebble oven, but with a horizontal bottom and without pebbles.

All the bread described so far is wholesome but coarse bread (*nān-e ārd-hošk*). At certain times of the year special kinds of fine bread (*nān-e daštari*) are baked. For the dough of this bread (*nān-e širmāl*),



Figure 415 Sangak Baker Stretching the Dough over the Shovel Blade




Figure 416 Fine Bread

sugar (*sakar*), honey (*asal*), eggs (*tohm-e morǧ*), milk (*šir*) and yoghurt (*māst*) are mixed with white flour (*ārd-e daštari*), meal from which the coarser particles have been sifted off. After rolling and stretching on the cushion many slots are cut into the surface of the dough, and it is baked in the drum oven where the cus open up, looking like lattice work (Fig. 416). Often poppy seed (*hašhās*), sesame (*konjed*), cardamom (*hēl*), or the grated roots of the nard plant (*sambol-e hindi, nārdin, Nigella sativa*) are sprinkled over the dough before baking. People present one another with these breads, for instance, at the New Year celebrations, and for days the houses are filled with their sweet scent, contributing to the festive atmosphere.

### Oil Milling

The fat needed in the diet of the Persian people comes from several sources. A certain amount is meat fat, especially the fat from the heavy tail (*dombekh*) of the oriental sheep, carefully kept by the housewife for cooking purposes. The most important one is melted butter (*rouǧan-e kareh, rouǧan-e gūsfand*), produced from sheep's and goat's butter and supplied by the nomadic tribesmen in sewn-up skins. Another substantial part of the edible fat is derived from oil seed growing in the country in reasonably large quantities,

such as linseed (*bazr*), poppy seed (*hašhās*), cottonseed (*pambēh-daneh*), rape (*mendāb, kakuj*), mustard seed (*kāpseh*), and sesame (*konjed*). Certain oils are used for technical purposes, e.g., in tanning and painting. For the latter, linseed oil (*rougan-e bazrak*) is widely used for the preparation of oil paints (*rang-e bazrak*). A certain mixture of cottonseed oil (*rougan-e pambēh*) and castor oil (*rougan-e bidanjir, rougan-e karēak, rougan-e berengil*) was used as lamp oil (*rougan-e ʿerāg*), but oil lamps have been widely replaced by more modern lighting methods.

The edible oils from these seeds have different tastes and are valued accordingly. Much appreciated for cooking is sesame oil (*rougan-e konjed, rougan-e huos*); less valuable are cottonseed oil, poppy seed oil (*rougan-e hašhās*), and an inexpensive mixture of rape oil (*rougan-e mendāb, rougan-e kakuj*) and mustard seed oil (*rougan-e kāpseh*), referred to as "bitter oil" (*rougan-e talh*).

#### The Oil Mill

All these seeds are treated in the oil mill (*ʿassārī, ʿassār-hāneh, bazr-hāneh, rougan-kadeh*) in the same way, viz., crushed (*sābidan, narm kardan*) on an edge runner (*sang-e narm*) and the oil separated in a beam-press (*kārmāleh*). Figure 417 shows a section through an oil mill at Isfahān with the edge runner in the center and the oil press extending from one side of the vaulted room to the other.

In comparing the Persian method of oil extraction with the one described in much detail by Cato the Elder (234–149 B.C.) and Vitruvius (about 16 B.C.),<sup>126</sup> it has been found that the pressing of the crushed material was done in ancient Italy and North Africa in essentially the same way as in Persia today. Only the ancient

seed-crushing mechanism was different from the edge runner used in present day Persia. The Roman oil miller used as runners a pair of semispherical stones that rotated inside a large, hollow stone bed, shaped more like an oversized mortar, whereas the Persian runner has a single stone that is only mildly curved on its working edge. J. Needham credits the Chinese with the invention of the edge runner.<sup>127</sup> As nothing is known about the ancient methods of crushing oil seeds in Persia, it must be assumed that the edge runner they use now is of Chinese origin.

The edge runner (*sang-e narm, astarhān*) works on a circular, brick-built platform (*lūbi, heftak, lah-gāh*) that has a circular bed stone (*zīreh, sang-e lah-gāh*) in the middle. A wooden center post (*mīzān, tir-e zīrak, māskūh*) passes through a hole in the bed stone and is firmly embedded in the ground. A horizontal axle beam (*tīrak, tir-e sang-e narm, lakeh*) runs in an iron pivot (*mīl-e mīzān, mīleh*) at the top of the center post. A lubricated hardwood block (*bālesmāk*) between axle beam and center post reduces friction, while the iron pivot pin runs inside a bearing block (*sāneh*) that is inserted into the horizontal beam. The shorter end of this axle beam is inserted into the edge-runner stone, which in its center has an iron or bronze bush (*haštak, hīsteh, hīstak*) to reduce friction, while a strong wedge (*hīft*) on the outside keeps the stone on the beam. The runner is about 6 feet in diameter, 2 feet wide, and weighs over 4 tons. Both bed stone and runner are of a fine granite that the Isfahān oil millers (*ʿassār*) obtain from a quarry at Lās near Kāsān.

A camel (*ḡtor*) with a draw harness (*sar-sāneh, tegeleh*) in front of its hump is hitched to the longer end of the axle beam

<sup>126</sup> T. Beck, *Beiträge zur Geschichte des Maschinenbaus*, pp. 38 and 68 ff. and A. Neuburger, *Die Technik des Altertums*, pp. 113 ff.

<sup>127</sup> J. Needham, *op. cit.*, Vol. 1, p. 240. In the opinion of the writer the difference between the Chinese edge runner and Cato's oil mill is only one of design, not of principle.



The filled trays are placed into a press pit (*tilou'eh*) that takes about 36 of these trays representing the result of about three cycles of crushing on the edge runner. The press pit is a vertical brick-lined shaft about 12 feet deep and 32 inches in diameter with a narrow slot (*lang*) facing a work pit (Fig. 419). When the press pit has been filled with trays this slot is closed with a heavy beam (*piš-lang*, right in Fig. 419) held in position by horizontal supporting beams (*harqk*). A particularly strong reed mat (*sar-māleh*) is placed on top of the last tray and then covered by four strong boards (*tāhleh-hūneh*, *hūneh-kār*) that together correspond to the size of the tray. In preparation for the preliminary pressing, the oil miller places a large wooden block (*yarāk-e buzurg*) on top of these boards and a medium-sized one (*miyān-gōleh*) over it, with a rush mat (*jol*) between them to prevent slipping. The blocks are pushed into the right position with a heavy wooden mallet (*gerdekū*).

Before the pit is loaded, the main beam (*tir-e buzurg*) and the short beam (*tir-e kūčik*) suspended from it are lifted with the big winch (*dūleh*) operated by capstan levers (*ahrām*, Fig. 420). After each quarter turn a locking peg (*sar-mōšt(i)*, *sar-mōšteh*) is inserted into the winch drum to prevent it from running back.

The main beam has a particularly strong bearing (Fig. 417) that consists of two heavy cross beams built into the wall, a lower one (*pā-zūn*) to take the weight of the press beam and an upper one (*pā-māšāl*) to take the reaction forces during the actual pressing. The upper bearing is forced against a heavy wooden board (*heršom*) likewise built into the wall above it. The bearing end of the main pressing


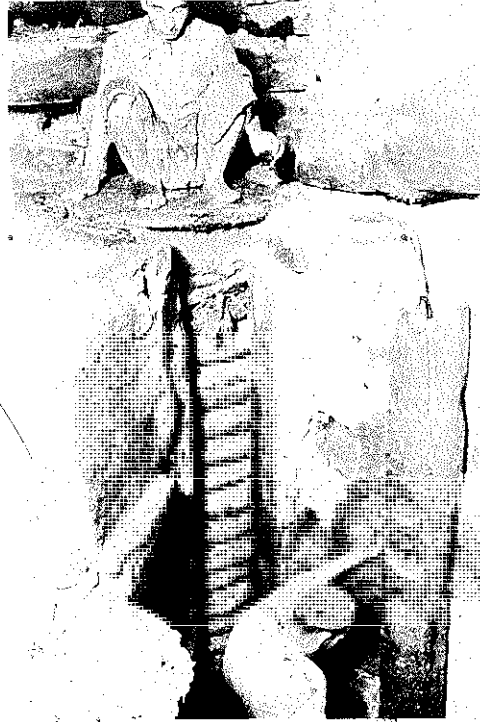


Figure 419 A Press Pit Filled with Trays

Figure 420 A Large Winch and a Counter Weight

beam has a saddle-like depression (*zīn-e kār-māleh*) on its upper side that prevents it from slipping out of its bearing. Where the press beam's underside comes into contact with the pressing blocks, a steel plate (*farang*) protects it from undue wear. A wedge (*sombeh*) beneath the beam keeps it in contact with the bearing. In its middle section, where it is most severely stressed, the main beam is strengthened by a reinforcing beam (*sar-andāz*) clamped on with a number of vertical wooden bars (*dastak*), held together by horizontal bars (*qūl*) and secured by wooden wedges (*hifl*).

During the preliminary pressing stage, which is carried out with the short beam, the main beam is kept up by a vertical support (*hammāl-e tīr-e buzurġ*), placed under its free end between two heavy upright posts (*pāyeh-ye tīr*) that carry the shaft of the big winch between their lower ends. The short beam is let down on two blocks, thus compressing the pile of trays with the crushed seeds on them. Pressure is exerted in the following way: A rope (*tanāb-e langar*) runs from a small winch over a tackle block (*navardān*) with a sheaf pulley (*qarqareh*) attached to the free end of the short beam to a stone weight (*langar, sang-e būneh*). This stone is gradually raised by operating the small winch (*dūleh*), and as it descends it lowers the beam, thus compressing the trays in the pit. When the stone has reached the ground it is detached from the rope, the beam is lifted and swayed sideways, the two wooden blocks, the reed mat, and the boards covering the trays are removed, and the press pit is filled up with more trays. Then everything is placed in position again; this time an extra large wooden block (*sāgerdeh*) is placed next to the trays, and the two former ones are put on top of it.

Now the main pressing beam is lowered onto the blocks, and for about half an hour the weight of this heavy beam is

sufficient to press a considerable amount of oil from the seeds on the trays. The oil runs down to the bottom of the pit, which is formed by a stone with a gutter (*nāvdān*) on one side. This leads the oil into a brick-lined sump (*homreh*). When the beam no longer moves under its own weight, the oil miller and his assistants attach a heavy stone (*sang-e kār-māleh*), weighing about 2.8 tons, to it. This stone operates in a similar way to the one described above for the short press beam. It is lifted with the main capstan to a height of 10 to 12 feet. The capstan levers are 13 feet long. The miller inserts a lever into one of the capstan holes so that it is almost vertical, climbs up the lever, and when he reaches the end of it, holding on with his hands he swings his body away from the lever, thus setting the winch drum in motion. As soon as he lands on the ground he holds the lever there while his assistant places another lever into the next hole, climbs up, and swings out. At this moment the miller withdraws his lever, making room for the assistant to land on the ground, himself being free to insert his lever into a further capstan hole, and so on. During the subsequent 48 hours the stone has to be lifted again in this way from time to time until no more lowering of the press beam can be observed and no more oil issues from the trays.

By that time the 110 *man* (720 pounds) of the total filling of the trays have yielded about 33 *man* (216 pounds) of poppy seed oil or castor oil, or, in the case of linseed or rape, 22 *man* (145 pounds). After the completion of the pressing the beams are lifted, the wooden blocks removed, and the dry trays separated with a wooden bar (*kūpikan*) and lifted out of the press pit. The oil cakes (*sif*) are taken from the trays, broken into lumps (*berz*), and stored in basket-like shallow containers (*garbār, galbāl*). Oil cakes from linseed, rape, poppy seed and cottonseed are used as supplementary fodder for camels, donkeys,

and cattle, whereas the castor oil cakes can only be used as manure. The oil is scooped out of the sump and poured into glazed earthenware jars (*rougan-dūreh*) in which it is sold in the bazaar.

#### *Other Uses of the Edge Runner*

The edge runner of the oil mill is fully occupied to crush all the oil seeds for the subsequent oil pressing. In the larger bazaars there are, however, edge runners operating for a variety of raw materials. These edge mill shops (*hān-e sabbā*) charge their clients on the basis of weight of the commodities crushed and ground. The latter include rock salt (*namak*), potash (*qaliyāb*, *keliyāb*) and whiting (*sang-e safīdāb*). There is a great demand for whiting as a massaging agent in the bath (*hammām*) and for industrial uses. The edge miller usually performs all the relevant operations, like crushing the raw minerals under the edge runner (*kūbidan zir-e sang*), washing (*sostan*) the crushed whiting in a vat (*tagār*, *tagār bār-šūri*), filtering off the fine mineral (*lo'āb*) from the coarse, and returning the latter to the edge-runner. Organic matter treated under the edge runner includes the rind of the pomegranate (*pūst-e anār*) and the gall nut (*māzū*), both for tanning, henna leaves (*hanā*), used for hair washing and dyeing, the spice turmeric (*zard-čūbeh*), and the medicinal herb soapwort (*pošveh*, *čūbak*).

#### **Making of Syrup and Sweets**

Most Persians are very fond of sweets. Many sweet dishes are prepared with grape syrup (*šreh-angūr*, *dūsāb*). Grape syrup is made in regions too far away from the markets for the sale of fresh grapes, or in the sultana and currant regions from any surplus grapes not converted into dried fruit. The juice is separated from the grapes by pressing (*tang kardan*). This is

either done in screw presses (*tang*) or in the following way: The grapes are placed in a large bag (*kiseh*) made from strong hand-woven cotton (*karbās*). A rope, forming a loop (*halqeh*) under the middle of the bag, has been sewn along its sides. The closed bag is hung from a horizontal beam (*tir*) that rests on two upright posts (*pāyeh*). A copper dish about 4 feet in diameter and one foot deep (*dīg*) underneath receives the juice. A twisting pole is placed through the loop under the bag, and two persons walk around the dish with its ends, thus twisting the bag and forcing the juice out. Toward the end of the pressing a pair of animals, usually donkeys or mules, take over. When this juice is boiled into a thick syrup it becomes a commodity that can easily be stored in earthenware jars, where it lasts almost indefinitely. Pomegranate juice is similarly treated; the resulting syrup (*robb-è anār*) is almost black and an indispensable ingredient for a number of sweet and sour meat dishes.

For sweetening their tea, the national drink, the Persians like very hard and sweet sugar lumps and therefore prefer candy (*qand*, *nabāt*) and loaf sugar (*qand-e kalleh*) to the finely crystallized, less sweet refinery sugar. The latter is today produced in modern sugar mills throughout the country. Its conversion into candy and sugar loaves (*kalleh-qand*) is done in the bazaar by the confectioner (*qannād*). For making sugar loaves he dissolves refinery sugar (*šakar*) in a large copper boiler (*pātīl*), and brings it to the boil (*puhtan*) under constant stirring with a wooden paddle (*kamānčeh*). When sufficient water has evaporated he pours the solution into cast iron molds (*qāleb*) and leaves them to crystallize into sugar loaves. For the production of candy crystals, sticks are placed across the boiler from which cotton threads are suspended. The solution is left to cool, and the more time this cooling is given and the less the solution is disturbed



the larger the crystals become which form around the strings. The remaining solution (*āb-e nabāt*), from which no more crystals can be produced, is the raw material for a hard, boiled sweet called *āb-nabāt*. By further boiling to evaporate more water the sugar is caramelized and then left to cool sufficiently so that it can be worked by hand. The confectioner takes a lump of this boiled sugar mass (*bār gereftan*) from the boiler (Fig. 421), draws it into a strand (*sar kašīdan*), and cuts pieces off (*šīdan*) with a knife (*kārd*) or a pair of scissors (*qaiči*). All this is done while the mass is still warm. The soft sugar lumps drop down on a large tray where the confectioner's assistants flatten them (*pāhu kardan*) with iron pestles (*mošteh*) before they harden (Fig. 422).

A sweet much celebrated over the centuries in fairy tales and poetry is *halvā*, which is made by a specialist confectioner, the *halvā-paz*. The raw materials are



Figure 421 Drawing the Boiled Sugar into Strands

raisins, sugar, and sesame. Raisins (*kašmeš*) are soaked in water in large vats. The resulting juice is boiled into raisin syrup (*šīreh-kašmeš*) in a semispherical copper pan (*pāli*) about 4 feet in diameter inclined about 45° and built into a brick fireplace. Glazed tiles surround the rim of the copper pan. Sugar is added to the syrup, and the whole is thickened (*sej*

Figure 422 Sugar Boilers and a Pressing Tray



*kardan*, *hošk kardan*) while the confectioner constantly stirs it with a wooden paddle (*kamānčeh*), the working end of which is shaped like a shovel. He throws the mixture up and against the back extension of the pan from where it runs back, losing much of its water with every throw. Meanwhile sesame (*konjed*) has been sifted (*bihtan*) to remove impurities, washed (*šostan*) in water, and dried (*būm kardan*, *hošk kardan*) on a separate platform heated by an oil fire from underneath. When dry and still warm the seeds are transferred to a small edge runner (*āsijāb-e konjed*, *sang-e vardeh*) that is driven by a donkey. It crushes the seeds into an oily paste (*ārdeh*).

For the making of hard *halvā'*, sesame paste corresponding to half the amount of boiling syrup is added to the latter, thoroughly stirred in and boiled for a short time. Then the mass is ladled out onto flat trays, sprinkled with crushed pistachio kernels and left to harden. After hardening the *halvā'* is broken into pieces and is then ready for sale. Some confectioners pour the mass onto trays, and after sufficient cooling form it into small cakes about 4 inches in diameter and  $\frac{1}{8}$ -inch thick.

For the softer variety of *halvā'*, equal amounts of boiling syrup and sesame paste are mixed, and after another short boiling left to cool to a temperature that enables the confectioner to handle the mass. He takes a large lump, draws it into a long strand, folds it up, draws it out again, and repeats this many times, and all the time some of the sesame oil comes to the surface and forms a film that prevents the coils from sticking together. After he has continued this process for about half an hour the sweet consists of hair-thin threads, each surrounded by a thin film of sesame oil. This mass is pressed onto a large tray (Fig. 423) and after complete cooling is cut into blocks, ready to be sold.



Figure 423 A Confectioner Spreading Halvā' onto a Tray

Another sweet, tasting more like nougat, is made from a white substance called *gaz* or *gāz-angebīn*. This substance is often referred to as manna. It is produced between June and August by a plant louse living on the leaves of the manna tamarisk (*Tamarix mannifera*, *gāz*), certain willows (*bid*), and the shrub *širhešk* (*Cotoneaster nummularia*). The manna exuded by the insects dries on the leaves and peels off. It is collected by women and children. It can be used for the sizing of warp threads, but the greater part of it is bought by the confectioners. The confectioner beats it up with eggs and sugar, flavors the mix with rose water, and mixes crushed pistachio kernels in. Finally he forms the mass into cakes about 1 inch in diameter and  $\frac{1}{2}$ -inch thick, and packs it into boxes together with wheat meal. This prevents softening of the highly hygroscopic sweet during transport and storage. Before eating the sweet the wheat meal is just shaken off. Today the small cakes are individually wrapped in plastic.

## OUTLOOK

From late Šafavid times on, increasing poverty has unfortunately gone hand in hand with continuous decay in the standards of many craftsmen's work. Poverty reached an all-time low when after the end of World War I the last Qājār ruler had taken his country's crown jewels with him to Paris, and taxes and revenues were pawned as securities for loans advanced by the Western powers. It is to the credit of the late Rezā Šāh that he brought Persia on the road toward economic health and prosperity again by a program of vigorous industrialization in which both private enterprise and state-controlled industries played equally important parts. This is true in spite of errors in planning and hardships to individuals.

His program of establishing industries had a two-fold drive: to produce goods for home consumption and to yield a surplus for currency-earning exports. One of the first steps in this direction was in the field

of metallurgy, namely, the reopening and modernization of the ancient mines in the Anārak district for the production of copper, lead, zinc, and antimony. Since 1935 a modern electrolytic plant near Tehrān does the refining of some of these metals. The systematic prospecting for minerals since about 1930 has resulted in the discovery of important deposits of high-grade iron, and the construction of blast furnaces and steel works is planned for the near future.

Cement works in several provinces are an outward sign that the country is changing from sun-dried mud bricks to reinforced concrete structures for many of its buildings. A modern ceramic industry provides articles for the sanitation programs of many municipalities, while several glass works produce for the needs of the builder and provide containers for the food industry. This country that for centuries has been poor in timber supplies,

and still is, now makes more economical use of its resources in the form of plywood produced in a number of mills, mainly in the forest districts of the Caspian provinces. The use of timber for fuel has almost completely ceased, and only wood that would otherwise be useless is still converted into charcoal. The greater amount of fuel for industrial and domestic uses today comes from modern hard coal mines and oil refineries. Several factories manufacture efficient stoves and bath and room heaters to be operated with these fuels, and some even produce thermostatically controlled units.

One of the most striking transitions has taken place in the textile industry. Many textile mills have been built between the two world wars where wool, cotton, and silk are spun into yarns of good quality and woven into cloths on modern machines. The center of the wool and cotton industry is Isfahān, the city with the great tradition in this field, but most of the other provincial capitals have textile factories too. The modern silk industry is located around Šāhī and Ašraf in Māzandarān.

Most of the hides from the pastoral industry are now treated in modern tanning works that produced all the leather needed by the state-owned shoe factories and by the numerous bazaar shoemakers.

A similar, although slower, transition toward modern methods is taking place in

the most conservative of all industries, agriculture. Tractor-drawn multiple-disk plows, seeder drills, and self-propelled combines are no longer a novelty, at least not in the richer provinces of Hūzistān, Āzarbaijān, and Māzandarān, or the fertile plains around Tehrān. An increasing number of Diesel-driven motor pumps supplement the *qanāt* to obtain water for irrigation. Once the problems arising from the traditional relationship between landlord and peasant are solved, a wider use of mechanical agricultural equipment in rural cooperatives will be possible. The increased use of fertilizers and the combating of pests are responsible for higher returns, and a country-wide system of wheat silos has considerably reduced grain losses.

This is not the place to argue in favor of the retention of often highly interesting traditional crafts or to plead for modern economical methods for the benefit and welfare of the greatest number of the country's citizens. The decisions had to be made in favor of the latter. Political wisdom, finding a strong desire for a higher standard of living in all these brave and hard-working people, was left no alternative. In this process of industrialization, one fact seems to be indisputable, namely, that the country's age-old tradition in industrial arts, always adaptable to new conditions, has been and will be of great help in this most significant change.

## BIBLIOGRAPHY

- Ackerman, P. "Persian Textiles," *Ciba Review*, No. 98 (June 1953), pp. 3506-3535.
- "Agricultural and Industrial Activity and Manpower in Iran," *International Labour Review* (Geneva), Vol. 59 (May 1949), pp. 559-562.
- Al-Balkhī. *Description of the Province of Fars*: Translated by G. Le Strange. London, 1912.
- Al-Dimashqī, Mohammad ibn 'Alī Tālib. *Manuel de la Cosmographie du Moyen Age*. Translated by Mehren. Paris, 1874.
- Al-Hamdānī. *Sources of Gold and Silver*. See Dunlop, D. M.
- Al-Hāzīnī. *Al kitāb mizān al hikma (The Book of the Balance of Wisdom)*. Translated by N. Khanikoff. *Journal of the American Oriental Society*, Vol. 6, No. 1 (1860).
- Al-Mas'ūdī, 'Alī ibn Husain. *El Mas'ūdī's Historical Encyclopedia, entitled Meadows of Gold and Mines of Gems*. Translated from the Arabic by A. Sprenger. London, 1841.
- Amman, Jost. *Eygentliche Beschreibung aller Stände (The Book of Trades)*. Frankfurt, 1568.
- Anossoff, P. A. "On the Bulat," in *Gorny Journal*, Petersburg, 1841 (Russian); in *Annuaire du Journal des Mines en Russie 1843* (French); in *Archiv für wissenschaftliche Kunde von Russland*, Vol. 9, p. 510 (German). See Belaiew, N., "On the Bulat."
- Apollonius of Rhodes. *Opera*. Translated by W. Preston. 1810-1813.
- Arberry, A. J. *The Legacy of Persia*. Oxford, 1953.
- Aristophanes. *Opera*. Text edited by Bergk. 2 vols. Teubner, 1867.
- Arnold, Sir. T. W. *The Legacy of Islam*. Oxford, 1931.
- Avesta. See *The Zend Avesta*.
- Bagchi, P. C. *India and China, 1,000 Years of Sino-Indian Cultural Relations*. Bombay, 1944.
- Barbaro, J., and Contarini, A. *Travels to Tana and Persia*. Hakluyt Society Edition, Ser. 1, Vol. 49 (1873).
- Beal, S. (translator). *Si-Yu-Ki, Buddhist Records of the Western World*. 2 vols. London, 1884-1906.
- Beck, L. *Die Geschichte des Eisens in technischer und kulturgeschichtlicher Beziehung*. Braunschweig, 1884-1903.
- Beck, T. *Beiträge zur Geschichte des Maschinenbaus*. Berlin, 1899.
- Beckett, P. H. T. "The Soils of Kerman; South Persia," *Journal of Soil Science*, March 1958, pp. 20-32.

- Beckett, P. H. T. "Agriculture in Central Persia," *Tropical Agriculture*, Vol. 34 (1957), pp. 9-28.
- . "Tools and Crafts in South Central Persia," *Man*, Vol. 57 (Oct. 1957), pp. 145-148.
- . "Qanats Around Kerman," *Royal Central Asian Journal*, Vol. 40 (1953), pp. 47-57.
- . "Waters of Persia," *Geographical Magazine*, Vol. 24 (1951), p. 230.
- . "Qanats in Persia," *Journal of the Iranian Society* (London), Vol. 1, p. 125.
- Beckett, P. H. T., and Gordon, E. "The Climate of South Persia," *Quarterly Journal of the Royal Meteorological Society*, Vol. 82 (1956), pp. 503-514.
- Beckmann, J. *A History of Discoveries, Inventions and Origins*. Translated from the German. London, 1846.
- . *Paradoxographoi or Scriptores Rerum Mirabilium*. Göttingen, 1786, and London, Westermann, 1839.
- Belaiew, N. "Damascene Steel," *The Journal of the Iron and Steel Institute*, Vol. 97 (1918), pp. 417 ff.
- . "On the Bulat" (Russian, *O Bulatah*), Petersburg, 1906, and "Über Damast," *Metallurgie*, 1911.
- Bellinger, L. "Textile Analysis, Early Techniques in Egypt and the Near East," *Workshop Notes*, Parts 2, 3, 6, Textile Museum, Washington, 1952.
- Bent, J. T. "Village Life in Persia," *New Review*, October 1891.
- Bernison, E. W. *Ground Water*. St. Paul, Minnesota, 1947.
- Beveridge, H. "The Papermills of Samarkand," *Asiatic Quarterly Review*, 1910, pp. 160-164.
- Biringuccio, V. *Pirotechnia*. 1st edition, Venice, 1540.
- Biringuccio's *Pirotechnia*. Edited by O. Johannsen (German translation). Braunschweig, 1925.
- Biringuccio, Vannoccio. *The Pirotechnia*. Translated with introduction and notes by Cyril Stanley Smith and Martha Teach Gnudi. Published in 1942 by the American Institute of Mining and Metallurgical Engineers, and reissued in 1959 by Basic Books, Inc., New York. M.I.T. Press Paperback Edition published in March 1966.
- Blümner, H. *Die gewerbliche Tätigkeit der Völker des klassischen Altertums*. Leipzig, 1869.
- . *Technologie und Terminologie der Künste und Gewerbe bei den Griechen und Römern*. 4 vols. Leipzig, 1887.
- Böhne, E. "Die Eisenindustrie Mascenderans," *Stahl und Eisen*, Vol. 48 (1928), p. 1577.
- . "Überlick über die Erzlagerstätten Persiens und den derzeitigen Stand von Gewinnung und Verhüttung," *Metall und Erz*, Vol. 26 (1929), pp. 57-61.
- Bosch, K. G. "Islamic Bookbinding: 12th-17th Centuries." Unpublished Ph.D. dissertation, University of Chicago, 1922.
- Bossert, H. T. *Geschichte des Kunstgewerbes aller Zeiten und Völker*. 6 vols. 1928.
- Braun, E. W. "Das Kunstgewerbe im Kulturgebiet des Islam." In Lehnert, G. *Illustrierte Geschichte des Kunstgewerbes*, Vol. 2 (Berlin, 1909), pp. 627-717.
- Braun-Ronsdorf, M. "Gold and Silver Fabrics from Mediaeval to Modern Times," *Ciba Review*, 1961-1963, pp. 2-16.
- . "Silk Damasks" and "Linen Damasks," *Ciba Review*, No. 110 (June 1955), pp. 3983-4002.
- Bréant, J. R. "Description d'un procédé à l'aide duquel on obtient une espèce d'acier fondu semblable à celui des lames damassées orientales," *Bulletin de la Société d'Encouragement pour l'Industrie Nationale*, Vol. 22 (1823) pp. 222-227.
- Bretschneider, E. *Mediaeval Researches from Eastern Sources*. 2 vols. London, 1888.
- . *History of European Botanic Discoveries in China*. 1898.
- . *Botanicon Sinicum*. 3 vols. London, 1882.
- Brown, H. B. *Cotton*. New York and London, 1938.
- Brown, T. B. *Excavations in Azarbaijan, 1948*. London, 1951.
- . "Iron Objects from Azarbaijan" (Second Report of Ancient Mining and Metallurgy Committee), *Man*, January 1950, pp. 7-9.
- Brugsch, H. C. *Die Reise der königlich preussischen Gesandtschaft nach Persien 1860-61*. 2 vols. Leipzig, 1862.
- Butler, M. A. "Irrigation in Persia by Kanats," *Civil Engineering* (American), Vol. 3, No. 2 (1933), pp. 69-73.
- Cameron, G. G. *History of Early Iran*. Chicago, 1936.
- Candolle, A. de. See De Candolle.
- Case, P. E. "I Became a Bakhtiari," *The National Geographic*, Vol. 91 (March 1947), pp. 325-358.

- Chardin, Sir J. *Travels in Persia*. (A reprint of a 1720-1724 English edition.) London, 1927.
- Childe, G. V. *What Happened in History?* Penguin Books, 1942.
- . "India and the West before Darius," *Antiquity*, Vol. 13 (1939), p. 5.
- Chinese Repository*, Vol. 5 (1837), p. 485. Description of the agricultural implements used by the Chinese.
- Christensen, A. *L'Iran sous les Sassanides*. Copenhagen, 1936.
- Chronicles of the Carmelites in Persia and the Papal Mission of the Seventeenth Century*. 2 vols. London, 1939.
- Claudianus, C. *Carmina*. Berlin, 1892.
- Clément-Hallet, J. J. "Sur les noms des céréales chez les anciens," *Journal Asiatique*, Sixième Série, Vols. 5-6 (1865), p. 185.
- Coghlan, H. H. "Native Copper in Relation to Prehistory," *Man*, 1951, pp. 90 ff.
- . *Notes on Prehistoric and Early Iron in the Old World*. Oxford, 1956.
- . "Some Fresh Aspects of the Prehistoric Metallurgy of Copper," *Antiquaries Journal*, Vol. 22 (1942), pp. 22 ff.
- . *Notes on the Prehistoric History of Copper and Bronze in the Old World*. Oxford, 1951.
- . "The Evolution of the Axe from Prehistoric to Roman Times," *Journal of the Royal Anthropological Institute*, Vol. 73 (1943), pp. 27-56.
- Contenau, G., and Ghirshman, R. *Fouilles de Tépé Giyan*. Paris, 1935.
- Coomaraswamy, A. K. *The Treatise of Al-Jazari on Automata*. Boston, 1924.
- Costa, A., and Lockhart, L. *Persia*. Thames and Hudson, Ltd., London, 1957.
- Covarrubias, M. *The Island of Bali*. New York, 1937.
- Creswell, K. A. C. *A Bibliography of Arms and Armour in Islam*. London, 1956.
- . *Early Muslim Architecture*. 2 vols. 1932-1940.
- . *A Short Account of Early Muslim Architecture*. London. Penguin edition, 1958.
- Curzon, Lord G. N. *Persia and the Persian Question*. London, 1892.
- Darmstädter, L. *Handbuch zur Geschichte der Naturwissenschaften und der Technik*. Berlin, 1908.
- De Candolle, A. *Origin of Cultivated Plants*. London, 1886.
- Deerr, N. *The History of Sugar*. 2 vols. London, 1949.
- Della Valle, P. *Fameux Voyages de Pietro della Valle*. 4 vols. Paris, 1669.
- De Morgan, J. J. M. *Délégation en Perse*. 4 vols. Paris, 1900-1902.
- . *Mission scientifique en Perse*. Paris, 1894-1904.
- Dewar, M. L. "Pigeon Towers and Pigeon Guano in Iran," *World Crops*, Vol. 7 (1957), p. 102.
- Dickmann, H. "Chinesischer Eisenguss," *Stahl und Eisen*, Vol. 57 (1937), p. 528.
- Didérot, D. (with d'Alembert, J.) *Encyclopédie ou Dictionnaire Raisoné des Sciences et des Arts et Métiers*. (17 vols. text, 11 vols. plates). Paris, 1763.
- Diez, E. *Chorassanische Baudenkmäler*. Berlin, 1918.
- . *Iranische Kunst*. Vienna, 1944.
- Dodwell, C. R. *Theophilus, The Various Arts* (Latin-English edition). London, 1961.
- Dono, T. S. "The Chemical Investigation of the Ancient Metallic Cultures in the Orient," *Journal of the Faculty of Science of the Imperial University of Tokyo*, Sect. I, Vol. III, Part 6 (1937), pp. 287-325.
- Dörpfeld, W. *Troja und Ilion*. Athens, 1902.
- Drouville, G. *Voyage en Perse*. 2 vols. Petersburg, 1819.
- Du Mans, R. See Raphaël, le père.
- Dunlop, D. M. "Sources of Gold and Silver in Islam According to Al-Hamdānī" [tenth century A.D.], *Studia Islamica*, Fascicule 8 (1957).
- Eberhard, W. *Early Chinese Culture and Its Development*. London, 1950.
- Eras, V. J. M. *Locks and Keys Through the Ages*. Dordrecht, 1957.
- Erdmann, K. *Der orientalische Knüpfsteppich*. Wasmuth Verlag, Tübingen, 1960.
- Falke, Q. See Von Falke.
- Farman, H. F. *Iran, a Selected and Annotated Bibliography*. Washington, 1951.
- Feldhaus, F. M. *Die Technik der Antike und des Mittelalters*. 1st ed. Potsdam, 1931; 2nd ed. Cologne, 1953.
- Ferrand, G. *Relations de voyages et textes géographiques arabes, persans et turcs relatifs à l'Extrême-Orient*. Paris, 1913.
- Fisher, B. "Irrigation Systems of Persia," *Geographical Review* (1928) (New York), Vol. 18, pp. 302-306.
- Forbes, R. J. *Metallurgy in Antiquity*. Leiden, 1950.
- . *Man the Maker, A History of Technology and Engineering*. London, 1950.
- . *Studies in Ancient Technology*. 6 vols. Leiden, 1955-1958.

- Forster, G. *A Journey from Bengal to England*. 2 vols. London, 1798.
- Foster, W. *Thomas Herbert's Travels*. London, 1928.
- Fox-Pitt-Rivers, Lt. Col. *On the Development and Distribution of Primitive Locks and Keys*. London, 1883.
- Franke, O. *Kepp Tschit Ackerbau and Seidengewinnung in China, Ein kaiserliches Lehr und Mahnbuch*. Hamburg, 1913.
- Frankel, J. P. "The Origin of Indonesian Pamor," *Technology and Culture*, Winter 1963, pp. 14-21.
- Frankfort, H. *The Arts and Architecture of the Ancient Orient*. Harmondsworth, 1954.
- Freese, F. *Windmills and Mill Wrighting*. Cambridge, 1957.
- Fryer, J. *A New Account of East Indies and Persia (Nine Years Travel 1672-1681)*. London, 1915.
- Furnival, W. J. *Leadless Decorative Tiles, Faience and Mosaic*. Staffordshire, 1904.
- Gabriel, A. *Im weltfernen Orient*. Munich, 1929.
- . *Durch Persiens Wüsten*. Stuttgart, 1935.
- . *Aus den Einsamkeiten Irans*. Stuttgart, 1939.
- . *Die Erforschung Persiens*. Vienna, 1952.
- Gadd, C. J., and Campbell-Thompson, R. "A Middle Babylonian 'Chemical' Text," *Iraq*, Vol. 3 (1936), 87-96.
- Gauba, E. "Botanische Reisen in der persischen Dattelregion," *Annalen des Naturhistorischen Museums in Wien*, 1946-1953.
- . *Arbres et Arbustes des forêts caspiennes de l'Iran*. Publication of the Ministry of Agriculture, Tehran, 1317 A.H. 1938.
- . "Ein Besuch der kaspischen Wälder Nordpersiens," *Annalen des Naturhistorischen Museums in Wien*, Vol. 60 (1954-55, Dec. 1955), pp. 60-76.
- Gershevitch, I. "Sissoo at Susa," *Bulletin of the School of Oriental and African Studies*, Vol. 19, No. 2 (1957), pp. 316-320.
- Ghirshman, R. *Iran*. London, 1954.
- . *Fouilles de Sialk*. Vol. 1, Paris, 1938; Vol. 2, Paris, 1939.
- . "The Ziggurat at Tchoga Zanbil," *Scientific American*, Vol. 204, No. 1 (Jan. 1961), pp. 68-81.
- . "Tchoga Zanbil près de Susa," *Rapport préliminaire de la 6<sup>e</sup> campagne*, *AAS*, 1957, 4.
- Gleisberg, H. "Herkunft und Verbreitung der Windmühlen," extract from *Technikgeschichte der Getreidemühle*, by the same author. Düsseldorf, 1956.
- Goblot, H. "Le rôle de l'Iran dans les techniques de l'Éau," *Techniques et sciences municipales*. Paris, Feb., 1961.
- Gompertz, G. *The Master Craftsmen*. London, 1933.
- Goodrich, L. Carrington. "Cotton in China," *Isis*, Vol. 34 (1942-43), pp. 409-411.
- . "China's Earliest Contacts with other Parts of Asia," The G. E. Morrison Lecture, 1961. Australian National University, Canberra, 1962.
- Goris, R. "The Position of the Blacksmiths," *Bali, Studies in Life, Thought and Ritual*, Vol. 5 of *Selected Studies on Indonesia*, 1960, pp. 291-297.
- Grumm-Grjmailo. "History of the Introduction of the Grape Vine to China," *Archives d'histoire de la technologie (USSR)*, Vol. 5, No. 15 (1935).
- Gupta, R. N. *Iran, an Economic Survey*. Published by Indian Institute of International Affairs, New Delhi, 1947.
- Haas, W. *Iran*. New York, 1946.
- Haim, S. *New Persian-English Dictionary*. 2 vols. Tehran, 1962.
- . *The Larger English-Persian Dictionary*. 2 vols. Tehran, 1959.
- Hakluyt, R. *The Principal Navigations, Voyages and Discourses of the English Nation*. Vol. 2. London-New York, 1926.
- Hamdullāh Mustawfī-ye Qāzvīnī. *The Ta'riḫ-e Guzdeh*. Reproduction in facsimile and abridged translation by Edward G. Browne. Leiden, 1910-1913.
- . *The Geographical Parts of the Nuzhat-e qulūb*. Edited by G. Le Strange. Gibb Memorial Series. London-Leiden, 1915-1919.
- . *The Zoological Section of the Nuzhat-e qulūb (Persian and English)*. Edited and translated by J. Stephenson. London, 1928.
- . *Nuzhat al-Qulūb*. Translated by M. C. Huart. Paris, 1905.
- Hammer-Purgstall, J. "Sur les lames des orientaux," *Journal Asiatique*, Vols. 3-4 (1854), p. 66.
- Hannak, G. "Japanischer Damaststahl," *Beiträge zur Geschichte der Technik und Industrie*. Vol. 20 (1930), pp. 87-90.
- Harnecker, K. "Beitrag zur Frage des Damaststahls," *Stahl und Eisen*, Vol. 44 (1924), pp. 1409 ff.
- Hausbuch der Mendelschen Zwölfbrüderstiftung zu Nürnberg*. Printed edition by Wilhelm Treue et al. Munich, 1966.



- Hauser, G. F. "Comparison of the Afghan Plough and Tillage Methods with Modern Implements and Method," *Empire Journal of Experimental Agriculture* (London), Vol. 23 (1955), p. 75.
- Hawley, W. A. *Oriental Rugs*. (London), New York, 1927.
- Hawthorne, John G., and Smith, Cyril S. *On Diggers Arts*. The treatise of Theophilus, translated with introduction and notes. Chicago, 1963.
- Hedin, S. *Eine Routenaufnahme durch Ostpersien*. Stockholm, 1906 and 1908. 2nd ed., 1926.
- . *Zu Land nach Indien durch Persien, Seistan und Behschistan*. Leipzig, 1910-1920.
- . *Overland to India*. London, 1910.
- Heinecke, A. "Persia, a Land of Medieval Farming," *Science Monthly* (New York), Vol. 40 (1935), pp. 116-121.
- Herodotus. *The Histories*. Translated and edited by A. de Selincourt. London, 1954.
- Herzfeld, E. E. *Archaeological History of Iran*. London, 1935.
- . *Iran in the Ancient East*. Oxford, 1941.
- Herzfeld, E. E., and Keith, A. "Iran as a Prehistoric Centre," in Pope, A. U., and Ackerman, Ph., *A Survey of Persian Art*, Vol. 1. London, 1938.
- Hetherington, A. L. *Chinese Ceramic Glazes*. Pasadena, 1922.
- Hinz, W. *Irans Aufstieg zum Nationalstaat im fünfzehnten Jahrhundert*. Berlin, 1936.
- . *Iran (Politik und Kultur von Kyros bis Reza Schah)*. Leipzig, 1938.
- . *Islamische Masse und Gewichte umgerechnet auf das metrische System*. Leiden, 1955.
- Hirth, F. *China and the Roman Orient*. Leipzig and Munich, 1885.
- Hobson, R. L. *A Guide to Islamic Pottery of the Near East*. London, 1932.
- Hoernle, R. "Who Was the Inventor of Rag Paper?" *Journal of the Royal Asiatic Society*, 1903, pp. 663-684.
- Holmyard, E. J. *Alchemy*. London, Penguin Books, 1957.
- Homer. *The Odyssey*. Translated by E. V. Rieu. London, Penguin Books, 1946.
- Hommel, R. P. *China at Work*. New York, 1937.
- Honey, W. B. *The Ceramic Art of China and other Countries of the Far East*. London, 1945.
- Hooper, D., and Field, H. "Useful Plants and Drugs of Iran and Iraq," *Field Museum of Natural History*, Botanical Ser., Vol. 9, No. 3, pp. 73-241.
- Hora, S. L. "The History of Science and Technology in India and South East Asia," *Nature*, Vol. 168 (1951), pp. 1047-48.
- Horwitz, H. T. "Über das Aufkommen, die erste Entwicklung und die Verbreitung von Windrädern," *Beiträge zur Geschichte der Technik und Industrie*, Vol. 22 (1933).
- Houton-Schindler, A. "A Note on the Kur River in Fars, Its Sources and Dams and the District It Irrigates," *Proceedings of the Royal Geographical Society*, Vol. 13 (1891), pp. 287-291.
- Huart, C. *Ancient Persia and Iranian Civilisation*. London, 1927.
- Hunting, H. B. *Hebrew Life and Times*. New York, 1939.
- Hüsängpur, Karim. *Fašondak, An Investigation of the Material Culture of an Alburz Village*. Tehran, 1341 A.H., 1962.
- Ibn al-Balkhi. See Al-Balkhi.
- Ibn Bādīs, "umdat al-kuttāb." See Bosch, K. G., and Levy, Martin.
- Ibn Haugal. *The Oriental Geography of Ebn Haukal*. Translated by Sir William Ouseley. London, 1800.
- Ibn Qutayba. *The 'uṣn al-Akhbār*. (The Natural History section from a ninth-century *Book of Useful Knowledge*.) Translated by L. Kopf, 1949.
- Jacquin, A. "Chemical Observations on the Sagb," *Asiatic Journal and Monthly Register*, Vol. 5 (1818).
- Jenkinson, A. See Morgan, E. D., and Cooty, C. H.
- Johannsen, O. *Geschichte des Eisens*. Dusseldorf, 1925.
- . "Alter chinesischer Eisenguss," *Stahl und Eisen*, Vol. 62 (1942), p. 783.
- . "Die Erfindung der Eisengusstechnik," *Stahl und Eisen*, Vol. 39 (1919), pp. 1457 and 1625, and Vol. 49 (1929), p. 1496.
- . "Eine Anleitung zum Eisenguss vom Jahre 1454," *Stahl und Eisen*, Vol. 30 (1910), p. 1373.
- Joret, C. *Les Plantes dans l'antiquité*. 2 vols. Paris, 1897.
- Kaempfer, E. *Amoenitatum exoticarum politico-physico-mediarum fasciculi 12*. Hemgo, 1712.
- . *Am Hofe des Persischen Grosskönigs (1684-85)*. Edited by W. Hinz, Leipzig, 1940.
- Kahle, P. "Bergkristalle, Glas und Glasflüsse nach dem Steinbuch des Al-Biruni," *Zeitschrift der Deutschen Morgenländischen Gesellschaft*, Vol. 90 (1936), pp. 322-356.

- Karabacck, J. von. "Das arabische Papier," *Mitteilungen aus der Sammlung der Papyrus Erzherzog Rainer*, 5 vols. (1886-1892), Vol. 2, pp. 87-178.
- . "Zur orientalischen Altertumskunde: IV. Mühamn. Kunststudien," *Sitzungsberichte der philosophisch-historischen Classe der Königlichen Akademie der Wissenschaften*, Vol. 172, Abh. 1, pp. 33-60.
- Kcen, B. A. *The Agricultural Development of the Middle East*. Her. Majesty's Stationery Office, 1946.
- Keng Tschü (Tu): *Ackerbau und Seidengewinnung in China*. See Franke, O.
- Khanikoff, N. "Al Kitāb mizān al-hikma (The Book of the Balance of Wisdom) by Al Khāzini," *Journal of the American Oriental Society*, Vol. 6 (1860), No. 1.
- King, F. H. *Farmers for Forty Centuries, or Permanent Agriculture in China, Korea and Japan*. Madison, Wisconsin, 1911-1912.
- Klemm, F. *A History of Western Technology*. London, 1959. Reprinted by the M.I.T. Press in 1964.
- Krenkow, F. "The Construction of Subterranean Water Supplies during the Abbasside Caliphate," *Transactions of the Glasgow University Oriental Society*, Vol. 13 (1951), pp. 23-32.
- Kühn, H. *Der Aufstieg der Menschheit*. Frankfurt M., 1955.
- . *Die Entfaltung der Menschheit*. Frankfurt M., 1958.
- . "Frühformen der Keramik," *Berichte der deutschen keramischen Gesellschaft*, Heft 4 (1958).
- Lacam, J. "La céramique musulmane des époques Omeyyade et Abbaside, VII au X siècle," *Cahiers de la céramique du verre et des arts du feu*, No. 20, Sèvres, 1960.
- Lambton, A. K. S. *Landlord and Peasant in Persia*. Oxford, 1953.
- Lamm, G. J. *Das Glas von Samarra. Forschungen zur islamischen Kunst*, Vol. 4. Berlin, 1925.
- . *Glass from Iran*. Published by the National Museum, Stockholm. Stockholm, 1935.
- Lane, A. *Early Islamic Pottery, Mesopotamia, Egypt, Persia*. London, 1947.
- . *Later Islamic Pottery*. London, 1957.
- Latour, A. "Velvet," *Ciba Review*, No. 96 (Feb. 1953), pp. 3445-3467.
- Laufer, B. *Sino-Iranica*. Field Museum of Natural History, Publication No. 26, Chicago, 1919.
- . "The Beginning of Porcelain in China," *Field Museum of Natural History*, Publication No. 192, Anthropological Series, Vol. 15, No. 2. Chicago, 1917.
- Leach, B. *A Potter's Book*. London, 1940.
- Ledebur, A. "Ein altchinesisches Handbuch der Gewerbekunde," *Glaser's Annalen für Gewerbe und Bauwesen*, Vol. 16 (1885), pp. 192 ff.
- Le Strange, G. "The Cities of Kirman in the time of Hamid-Allah Mustowfi and Marco Polo," *Journal of the Royal Asiatic Society*, April 1901, pp. 281-290.
- . *Description of the Province of Fars*. (A translation of Ibn al-Balkhi.) London, 1912.
- . *Mesopotamia and Persia under the Mongols in the 14th Century*. London, 1903.
- Levy, Martin. "Mediaeval Arabic Bookbinding and Its Relation to Early Chemistry and Pharmacology," in *Transactions of the American Philosophical Society*, New Series, Vol. 52, Part 4 (1962), pp. 1-79.
- Lucas, A. *Ancient Egyptian Materials and Industries*. 2nd ed., London, 1934; 3rd ed., revised, 1948.
- MacCown, D. E. "The Material Culture of Early Iran," *Journal of Near Eastern Studies*, Vol. I (1942), pp. 424 ff.
- Mackay, E. *The Indus Civilization*. London, 1935.
- Maczek, M. "Der Erzbergbau im Iran," *Montan Rundschau* (Vienna), Heft 7 (July 1956).
- Maczek, M., Preuschen, E., and Pittioni, R. "Beiträge zum Problem des Ursprungs der Kupfererzverwertung in der Alten Welt," 1st Part. *Archæologica Austriaca* (Vienna), Vol. 10 (1952).
- Mann, T. *Der Islam, einst und jetzt*. Leipzig, 1914.
- Marco Polo. *The Travels of Marco Polo*. Translated by R. Latham. Penguin Books, London, 1958.
- Martin, F. R. *A History of Oriental Carpets before 1800*. 2 vols. Vienna, 1908.
- Massalski, "Préparation de l'acier damassé en Perse," *Annuaire du Journal des Mines de Russie 1841*, pp. 297-308.
- Meissner, B. *Babylonien und Assyrien*. 2 vols. Heidelberg, 1925.
- Memon, A. A. *Indigenous Agricultural Implements in Bombay State*. Government Press, Baroda, 1955.
- Mendelsches Stiftungsbuch*. See *Hausbuch der Mendelschen Zwölfbrüderstiftung*.

- Mohammed Reza Shah Pahlavi. *Mission for My Country*. London, 1961.
- Morgan, E. D., and Coote, C. H. "Early Voyages and Travels in Russia and Persia by Anthony Jenkinson and other Englishmen," *Publications of the Hakluyt Society*, Vols. 72-73, Series I (1885-1886).
- Motier, J. J. *Journey through Persia, Armenia and Asia Minor 1808-09*. London, 1812.
- . *A Second Journey through Persia, Armenia and Asia Minor, to Constantinople*. London, 1818.
- Moule, A. C. and Pelliot, P. *Marco Polo, The Description of the World*. London, 1938.
- Mūsa ibn Banū Shākir. *The Book of Artifices*. Edited by F. Hauser, *Abhandlungen zur Geschichte der Naturwissenschaften und der Medizin*, 1922.
- Needham, J. *The History of Science and Civilisation in China*. Cambridge, 1954.
- . *The Development of Iron and Steel Technology in China*. Published by the Newcomen Society, 1958.
- Neuburger, A. *Die Technik des Altertums*. 2nd ed. Leipzig, 1921.
- Néumann, B. "Römischer Damaststahl," *Archiv für Eisenhüttenwesen*, Vol. 1 No. 3 (1927), pp. 241-244.
- Noel, E. "Qanats," *Royal Central Asian Journal*, Vol. 31 (1944), pp. 191-202.
- Nothing, F. W. "Antimongewinnung in Anarek," *Metall und Erz*, Vol. 37 (1940), pp. 106 and 130.
- Oberhofer, P. "Über das Gefüge des Damaszenerstahls," *Stahl und Eisen*, Vol. 35 (1915), p. 140.
- Olearius, A. *Voyages très curieux et très renommés faits en Moscovie, Tartarie et Perse*. Amsterdam, 1719.
- Olmer, L. J. "L'Industrie Persane, Rapport sur une Mission Scientifique," *Nouvelles Archives Scientifiques*, Vol. 16, fasc. 4, Paris, 1908.
- Orth, F. "Der Werdegang wichtiger Erfindungen auf dem Gebiete der Spinnerei und Weberei," *Verein Deutscher Ingenieure Beiträge zur Geschichte der Technik*, No. 17 (1927), pp. 89-105.
- Oxford Regional Economic Atlas, The Middle East and North Africa*. Oxford University Press, 1960.
- Parker, E. H. "Chinese Knowledge of Early Persia," *Imp. and Asiatic Quarterly Review*, Vol. 15 (1903), pp. 144-169.
- Pearson, G. "Experiments and Observations on a Kind of Steel called Wootz," *Transactions of the Royal Society*, Vol. 85 (1795), pp. 322-346.
- Pelliot, P. *Notes on Marco Polo*. Paris, 1959.
- Persian Embroideries (A Brief Guide)*. Published by the Victoria and Albert Museum, London, 1950.
- Picolpasso, C. *Le tre libri dell'Arte del Vasajo*. 1548.
- . *The Three Books of the Potter's Art*. Translated and introduced by Bernard Rackham. London, 1934.
- Piggott, S. "Dating the Hissar Sequence—the Indian Evidence," *Antiquity*, Vol. 17 (1943), pp. 169-182.
- . *Prehistoric India to 1000 B.C.* Penguin Books, Harmondsworth, 1950.
- Pliny "the Elder." *Historia Naturalis*. 6 vols. Edited by L. Janus. Leipzig, 1854.
- Polak, J. E. *Persien, das Land und seine Bewohner*. 2 vols. Leipzig Brockhaus, 1865.
- Polybius. *The Histories*. Edited by E. S. Shuckburgh. London, 1889.
- Pope, A. U., and Ackerman, P., eds. *A Survey of Persian Art*. 6 vols. London, 1938.
- Pope, A. U. *Masterpieces of Persian Art*. New York, 1945.
- Procopius. *De Bello Gothico*. Edited by Dindorf. 1833-1838.
- Qāḍī Ahmad, Son of Mir Munshī, *Calligraphers and Painters*. Translated by V. Minorsky. Washington, 1959.
- Qalqašandī, A. *Subh al'asa*. See Bosch, K. G.
- Qazwini, Zakariya ibn Muḥammad ibn Mahmūd al-. *Kosmographie*. Edited by F. Wüstenfeld. Göttingen, 1848.
- Quintus Curtius, *Opera*.
- Rabino, H. L. "A Journey in Mazanderan," *Geographical Journal*, 1913, pp. 435-454.
- . "Mazanderan and Astarabad," *Gibb Memorial Series (New)*, Vol. 7 (London, 1928).
- . "Silk Culture in Persia," *Board of Trade Journal*, June 6, 1907, pp. 455-459.
- Raphaël (le père) du Mans. *Estat de la Perse en 1660*. Ch. Schefer, Paris, 1890.
- Read, T. T. "Chinese Iron a Puzzle," *Harvard Journal of Asiatic Studies*, Vol. 2 (1937), pp. 398-457.
- . "The Early Casting of Iron," *Geographical Review*, Vol. 24 (1934), p. 544.
- Rieth, A. "Anfänge und Entwicklung der Tauschierkunst," *Eurasia*, Vol. 10 (1936), pp. 186 ff.
- . *Die Eisentechnik der Hallstattzeit*. Leipzig, 1942.

- Ritter, H., Ruska, J., Sarre, F., and Winderlich, R. "Orientalische Steinbücher und persische Fayencetechnik," *Istanbuler Mitteilungen des Archäologischen Instituts des Deutschen Reiches*, Heft 3 (1935), pp. 16-48.
- Robertson, J. "An Account of the Iron Mines of Caradagh," *The Practical Mechanic*, December, 1843, pp. 84-86.
- Rosenberg, M. *Niello bis zum Jahre 1000 n. Chr.* Frankfurt/M., 1910.
- . *Niello seit dem Jahre 1000 n. Chr.* Frankfurt/M., 1910.
- Ruska, J. *Das Steinbuch des Aristoteles*. Heidelberg, 1922.
- Rüttimeyer, L. *Urethnographie der Schweiz*. Basel, 1924.
- Sarre, F. *Die Kunst des alten Persien*. Berlin, 1923.
- . *Die Keramik von Samarra* (Vol. 2, *Forschungen zur islamischen Kunst*). Berlin, 1925.
- . "Eine keramische Werkstatt aus Kaschan im 13.-14. Jahrhundert," *Istanbuler Mitteilungen des Archäologischen Instituts des Deutschen Reiches*, Heft 3 (1935), pp. 57-70.
- Sarre, F. and Herzfeld, E. E. *Iranische Felsreliefs*. Wasmuth Verlag, Berlin, 1910.
- Sarre, F., and Trenkwald, H. *Old Oriental Carpets*. Translated from German by A. J. Kendrick. 2 vols. Vienna, 1926-1929.
- Savage, G. *Pottery through the Ages*. Penguin Books, London, 1959.
- Savickaja, M. A. *Ukazatel' Literaturny po irrigacii i melioracii Stredne-Aziatskich republik i Kazakstana*. Leningrad, 1928.
- Schaefer, G. "Der Anbau und die Veredelung der Krappwurzel," *Ciba-Rundschau*, Vol. 47 (Dec. 1940), p. 1715.
- . "Die frühesten Zeugdrucke," *Ciba Rundschau*, Vol. 24 (April 1938), pp. 854-861.
- Schäfer, H. *Ägyptische Goldschmiedearbeiten*. Berlin, 1910.
- Schliemann, H. *Ilios*. Leipzig, 1881.
- . *Mykene*. Leipzig, 1878.
- Schmidt, E. F. *Excavations at Tepe Hissar*. Philadelphia, 1937.
- . *The Treasury of Persepolis*. University of Chicago Press, Chicago, 1939.
- . *Persepolis*. 2 vols. Chicago Oriental Institute Publication. Vol. 68, 1951-1957.
- . *Flights over Ancient Cities of Iran*. Chicago, 1940.
- Schmitz, F. "Orientalischer Damaststahl," *Verein Deutscher Ingenieure Beiträge zur Geschichte der Technik*, 1930, pp. 81-86.
- Schranz, H. Report to the Department of Mines, Tehran, 1937 (unpublished).
- Schumann, T. "Oberflächenverzerrungen in der antiken Töpferkunst," *Berichte der deutschen keramischen Gesellschaft*, Vol. 23 (1942), pp. 408-426.
- . "Terra Sigillata und Schwarz-Rot-Malerei der Griechen," *Forschungen und Fortschritte deutscher Wissenschaft und Technik*, Vol. 19 (1943), pp. 356-358.
- Schwarz, Chevalier de. "Sur l'industrie du fer et de l'acier dans les Indes Orientales," *Stahl und Eisen*, 1921, pp. 209-277.
- Schwarz, P. *Iran im Mittelalter nach den arabischen Geographen*. 9 vols. Leipzig, 1926-1936.
- Seligman, C. G., and Beck, H. C. "Far Eastern Glass: Some Western Origins," *The Bulletin of the Museums of Far Eastern Antiquities*, No. 10 (Stockholm, 1938).
- Singer, C. *A History of Technology*. 4 vols. Edited by Singer, C., Holmyard, E. J., and Hall, A. R. Oxford, 1954-1958.
- Si-Yu-Ki. See Beal, S.
- Smith, A. *Blind White Fish in Persia*. George Allen & Unwin Ltd., London, 1953.
- Smith, C. S. "Four Outstanding Researches in Metallurgical History," published by the American Society for Testing and Materials, 1963.
- Spies, H. "Der derzeitige Stand des Erzbergbaus in Iran," *Metall und Erz*, Vol. 35 (1938), pp. 170 ff.
- Springer, A. *Handbuch der Kunstgeschichte*. Leipzig, E. A. Seemann, 1901.
- Spüler, B. *Die Mongolen in Iran. Politik, Verwaltung und Kultur der Ilchanzeit, 1120-1350*. Leipzig, 1939.
- . *Iran in früh-islamischer Zeit. Politik, Kultur, Verwaltung und öffentliches Leben zwischen der arabischen und der seldschukischen Eroberung, 633-1055*. Wiesbaden, 1952.
- Stahl, A. F. "Persien," *Handbuch der regionalen Geologie*, Vol. 6 (Heidelberg, 1911).
- . "Zur Geologie von Persien," *Petermann Mitteilungen, Ergänzungsheft* No. 122 (Gotha, 1892), pp. 1-75.
- Stein, M. A. *Archaeological Reconnaissance of N.W. India and S.E. Iran*. London, 1937.
- Steingass, F. *A Comprehensive Persia-English Dictionary*. 2nd ed. London, 1930.
- Stodart, J. "A Brief Account of Wootz or Indian Steel," *Asiatic Journal and Monthly Register*, Vol. 5 (1818), p. 570.
- Strabo. *Geography*. Ed. Bunbury. *Ancient Geography*, 1878.

- Stratil Sauer, G. "Iran, eine länderkundliche Skizze," *Institut für Auslandsbeziehungen*, No. 3/4 (1961), pp. 179-186.
- Sufyāni. *Šinā'at tasfir al-kutub* (*The Technique of Bookbinding*). See Bosch, K. G.
- Sustmann. "Felt," *Ciba Review*, No. 129 (Nov. 1958), pp. 2-25.
- Sykes, P. M. *A History of Persia*. 2 vols. London, 1922.
- . *Ten Thousand Miles in Persia*. London, 1902.
- Symonds, M., and Preece, L. *Needlework Through the Ages*. London, 1928.
- Tavernier, J. B. *Les six voyages de M. J. B. Tavernier en Turquie, en Perse et aux Indes*. 2 vols. Paris, 1679.
- Theobald, W. *Technik des Kunsthandwerks im zehnten Jahrhundert*. Berlin, 1933.
- Theophanes of Byzantium. *Photios Myrabillon*.
- Theophilus Presbyter. *Diversarum Artium Schedula*. Edited by W. Theobald. Berlin, 1933.
- . *On Divers Arts, The Treatise of Theophilus*. Translated and annotated by J. G. Hawthorne and C. S. Smith. Chicago, 1963.
- . *The Various Arts*. Translated by C. R. Dodwell. London, 1961.
- Thompson, R. C. *A Dictionary of Assyrian Geology and Chemistry*. Oxford, 1935.
- Thomson, W. G. *A History of Tapestry*. London, 1906-1930.
- Travels of Venetians in Persia*. Published by the Hakluyt Society, 1873. See also J. Barbaro.
- Thorndyke, L. *A History of Magic and Experimental Sciences*, 2 vols. London, 1929.
- Türk Etnografya Dergisi* (*Turkish Review of Ethnography*). Vols. for 1956, 1957.
- Unterhössel, F. "Die wichtigeren Erzvorkommen des persischen Karadag-Gebirges," *Metall und Erz*, Vol. 31 (1934), p. 237.
- Veranzio, Faustus. *Machinae Novae*. Venice, 1615-1616.
- Vitruvius, Pollio. *De Architectura*. Ed. Gwilt, 1860.
- Von der Osten, H. H. *Die Welt der Perser*. Stuttgart, 1956.
- Von Falke, O. *Kunstgeschichte der Seidenweberei*. Vols. I and II. Berlin, 1913.
- Von Karabacek. See Karabacek, J. von.
- Von Lecoq, A. *Buried Treasures of Chinese Turkestan*. London, 1928. (English translation.)
- Vowels, H. P. "Inquiry into the Origin of the Windmill," *Transactions of the Newcomen Society*, Vol. (1930-1931), pp. 1-14.
- Wailes, R. "A Note on Windmills," in C. Singer, *A History of Technology*, Vol. 2, pp. 623-628.
- Weigel, C. *Abbildung der Gemein-Nützlichen Haupt-Stände*. Regensburg, 1698.
- Weissbach, F. H. "Zur keilschriftlichen Gewichtskunde," *Zeitschrift der Deutschen Morgenländischen Gesellschaft*, Vol. 65 (1911), pp. 625-696.
- Wiedemann, E. "Zur Mechanik und Technik bei den Arabern," *Sitzungsberichte der Physikalisch Medizinischen Societät* (Erlangen), Vol. 38, No. 1 (1906).
- . "Zur Technik und Naturwissenschaft bei den Arabern," *Sitzungsberichte der Physikalisch Medizinischen Societät* (Erlangen), Vol. 38, No. 1 (1906).
- . "Über Eisen und Stahl bei den muslimischen Völkern," *Beiträge zur Geschichte der Naturwissenschaften* (Erlangen), Vols. 24 and 25, (1911), pp. 104-131.
- Wiedemann, E., and Hauser, F. "Über die Uhren im Bereiche der islamischen Kultur," *Abhandlungen der Kaiserl. Leopoldinischen Carolingischen Deutschen Akademie der Naturforscher*, Vol. 100, pp. 1-272.
- Wiesner, J. "Zur Archäologie Sibiriens," *Atlantis*, January 1959.
- . *Mikroskopische Untersuchungen alter ostturkistanischer Papiere*. Vienna, 1902.
- Wiet, G. *Histoire de l'Égypte*. Cairo, 1933.
- Wilkinson, C. K. "The Kilns of Nishapur," *Bulletin, Metropolitan Museum of Art*, May 1959, p. 235.
- . "Fashion and Technique in Persian Pottery," *Bulletin, Metropolitan Museum of Art*, November 1947, pp. 99-104.
- Wilson, Sir A. T. *A Bibliography of Persia*. Oxford, 1930.
- . *Persia*. London, 1932.
- Winter, H. J. J. "Science in Medieval Persia," *Journal of the Iran Society*. London, January 1954, pp. 55-70.
- . "Muslim Mechanics and Mechanical Appliances," *Endeavour*, Vol. 15, No. 57, pp. 25-28.
- . "Formative Influences in Islamic Science," *Archives Internationales d'histoire des Sciences*, No. 23-24 (1953), pp. 171-192.
- . "The Optical Researches of Ibn al-Haitham," *Centaurus*, Vol. 3 (1954), pp. 190-210.
- . "Notes on al-Kitab Suwar al-Kawakib of al-Sufi," *Archives Internationales d'histoire des Sciences*, Paris, April-June 1955.

- Winter, H. J. J., and Ararat, W. *A Discourse on the Concave Spherical Mirror by Ibn al-Haitham* (translated from Arabic), *Journal of the Royal Asiatic Society of Bengal*. Science. Vol. 16, No. 1 (1950).
- Witter, W. *Die älteste Erzeugung im nordisch-germanischen Lebenskreis*. Leipzig, 1938.
- Xenophon. *Anabasis* (*The Persian Expedition*). Translated by Rex Warner. Penguin Books, London, 1954.
- Yates, J. *Texturum Antiquorum. An Account of the Art of Weaving among the Ancients*. 2 vols. London, 1843.
- Zand Avesta, *The*. Translated by James Darmesteter, Paris, 1892.

## REVIEW OF RELEVANT LITERATURE

### *Bibliographies on Persia*

*A Bibliography of Persia* by A. Wilson lists a wide range of books on almost every aspect of Persia. It is well annotated and not only covers the large number of books written in English but does equal justice to those in other languages.

*Iran, a Selected and Annotated Bibliography* by the Persian scholar Hafez F. Farman contains a substantial list of books on his country, but only those from the Library of Congress at Washington. It is up-to-date, even giving information on the United Nations Organization and foreign aid missions reports up to 1951, all with good annotations.

Alphons Gabriel's study *Die Erforschung Persiens* is an account of Western writers on the geography of Persia. The author takes geography in the widest possible sense, and

the book is therefore a most valuable guide to more detailed reading. It ranges from the early Greeks to the time of World War II, brings many quotations of the authors reviewed, and is well illustrated with maps and etchings.

### *Geography and General History of Persia*

The same author has written three books: *Im Weltfernen Orient*, *Durch Persiens Wüsten*, and *Aus den Einsamkeiten Irans*, all on expeditions that led him through rarely crossed deserts of Central and South Persia as a desert morphologist. The books yield much information on the civilization of the humble people living on the fringes of these deserts.

Two books of the Swedish explorer Sven Hedin, *Eine Routenaufnahme durch Ostpersien* and *Zu Land nach Indien durch Persien*,

*Seistan und Belutschistan*, contain many references to the way of living in those remote areas, including descriptions of vertical windmills used for corn milling as well as for irrigation.

The botanist Erwin Gauba has seen many parts of the country, in his search for Persia's flora, that the ordinary traveler would not normally see. His book *Arbres et Arbustes des Forêts caspiennes de l'Iran* gives valuable information on climate and vegetation and the Caspian region's timber in particular.

Details on various aspects of industrial arts are contained in his two articles "Botanische Reisen in der persischen Dattelregion" and "Ein Besuch der kaspischen Wälder Nordpersiens."

A. F. Stahl, a former Postmaster General of Persia, who called himself an amateur geologist, has produced an important account of the country's geology under the title: "Persien." This article is still regarded as the most comprehensive general survey. It is well illustrated and contains many references to metallurgical deposits. In his monograph "Zur Geologie von Persien" the same author describes geological observations during his travels in North and Central Persia, illustrated by very good colored geological maps that are based on military maps of the Imperial Russian General Staff.

*Iran*, by Walther Hinz, is a good introduction to Persia's general history from Achaemenian to modern times.

*Iran, Past and Present*, by Donald Wilber, deals essentially with the more recent history and economic conditions. Most revealing is a chapter on patterns of culture and society, and equally interesting is one on the people and their customs.

An excellent analysis of the religious, cultural, and economic situation of the modern country with due reference to its history is *Iran* by William Haas.

Two books that specialize in the tremen-

dous influence the Islamic world had on Western Europe, especially during the Middle Ages, are: *The Legacy of Islam* by Sir Thomas Arnold, and *The Legacy of Persia* by A. J. Arberry. Both books give due credit to the many influences on science and technology.

*Archaeology, Prehistory, and Ancient History of the Middle East*

In his books *Der Aufstieg der Menschheit* and *Die Entfaltung der Menschheit*, Herbert Kühn makes many references to Persia's place and its contributions to material culture in its early stages.

J. J. M. de Morgan, one of the many archaeologists who worked in Persia during the second half of the last century, collected much evidence in his systematic searches for early civilizations. His main book, *Mission scientifique en Perse*, shows that the author was not satisfied with merely unearthing the past, for he recorded many instances where forms and techniques have survived until modern times.

G. G. Cameron, *History of Early Iran*, and C. Huart, *Ancient Persian and Iranian Civilization*, are good introductions to these early periods. The most revealing book in this group has been written by the archaeologist R. Ghirshman, *Iran*. It is the story of Persia from earliest times until its transformation by the Islamic conquest. The same author reports on his own expeditions in *Fouilles de Sialk*, Vols. 1 and 2, and together with G. Contenau, in *Fouilles de Tépé Giyan*. All three books contain much detail on early building techniques, tools, ceramics, and metallurgy. Details on early glazes, glass, tiles, and brickwork of the thirteenth century B.C. are given in R. Ghirshman's articles "The Ziggurat at Tchoga Zanbil" and "Tchoga Zanbil près de Suse."

Another archaeologist who worked in the field for almost 30 years was E. E.



Herzfeld. In three of his numerous publications, *Archaeological History of Iran*, *Iran in the Ancient East*, and "Iran as a Prehistoric Centre," he clearly defines Persia's place in the early civilizations with particular reference to material evidence.

E. F. Schmidt, who had already worked at the site of Ray, the Rhages of the ancients, for several excavation seasons, succeeded Herzfeld as head of the excavation team at Persepolis. In his books *Excavations at Tepe Hissar*, *The Treasury of Persepolis*, and *Persepolis*, Schmidt presents his findings in carefully stratified detail, showing much of the material wealth of the Achaemenians. In *Flights over Ancient Cities of Iran* he describes the new method of aerial survey in archaeology that he had pioneered in Persia. The book is richly illustrated with magnificent aerial photographs.

Much light has been thrown on early metallurgy by the investigations of H. H. Coghlan: "Native Copper in Relation to Prehistory," "Some Fresh Aspects of the Prehistoric Metallurgy of Copper," and "Notes on the Prehistoric History of Copper and Bronze in the Old World." The author also touches on early furnaces and mining tools.

Detailed chemical analyses of metal objects found on a number of excavation sites in Western Asia are given in two reports by T. B. Brown: *Excavations in Azarbaijan* and "Iron Objects from Azarbaijan."

Two cuneiform texts dealing with Mesopotamian ceramic and glass techniques have been translated and interpreted, one by B. Meissner, *Babylonien und Assyrien* and C. J. Gadd with R. Campbell-Thompson, "A Middle Babylonian Chemical Text." Both are important sources for our knowledge of the development of ceramic techniques.

S. Piggon, a specialist on the early Indus Valley culture, in "Dating the

Hissar Sequence—the Indian Evidence," deals with Sumerian-Indian contacts and the contemporary civilization at Tepe Hissar on the Iranian Plateau. In *Prehistoric India to 1000 B.C.* he shows many links between early Persian and Indian civilizations, especially in Balūcistān.

More concerned with Egypt, but interesting for comparison is the book by A. Lucas *Ancient Egyptian Materials and Industries*. Lucas was an analytical chemist in the Museum of Antiquities in Cairo, and his attempts to reconstruct ancient processes have contributed to our understanding of ancient working techniques.

The period of ancient Persia, i.e., from the Achaemenians to the Islamic conquest, is well covered in the books by F. Sarre, *Die Kunst des alten Persien* and F. Sarre and E. Herzfeld: *Iranische Felsreliefs*.

A profound study of the Sasanian period has been made by the Danish Iranist A. Christensen in *L'Iran sous les Sassanides*. If it is considered that their time was marked by growing international relations with subsequent sharply increased industrial activities, the importance of this book cannot be overestimated.

#### *Relations with the Greco-Roman World*

The first of the Greek writers, so far as we know, who traveled widely in Persia was Herodotus (484-429 B.C.). In *The Histories* are many references to the civilization of the Achaemenian empire.

Apollonius of Rhodes (245-186 B.C.) is another of the Greek writers who in his *Opera* gives us interesting details on the history of steelmaking. He is the first to mention the so-called smithing tribes.

The historian Polybius (204-122 B.C.) is the first to report, in *The Histories*, on the subterranean water channels, a unique feature of Persia's irrigation system.

A wide range of information on industrial arts in the Middle East is contained

in the *Historia Naturalis* by Pliny "the Elder" (23-79 A.D.).

Many other Greek and Roman accounts on the origin of crafts and techniques point to Asia Minor and Persia. Good sources from which the Western scholar may trace these claims can be found in a number of books on the general history of technology that will be reviewed in the following section. One of them, by H. Blümner, specializes in the technology of all the peoples of the ancient world. His two principal works, *Die gewerbliche Tätigkeit der Völker des klassischen Altertums* and *Technologie und Terminologie der Künste und Gewerbe bei den Griechen und Römern* can be regarded as standard works for this kind of investigation.

Aristotle's writings on mineralogy have strongly influenced medieval Persian ceramists and alchemists. J. Ruska has made a new translation under the name *Das Steinbuch des Aristoteles* for a better understanding of the book's significance.

#### *Arabian and Persian Sources*

When it is remembered that the conquering Moslems of the seventh century inherited Greek and Sasanian tradition in the search for knowledge, it is not surprising to find many Arabs and Persians writing on technological and scientific subjects in the early centuries of the caliphate. Of special interest as sources for material on the industrial arts are the so-called cosmographers who give detailed descriptions, in our case of Persia, including history, geography, industries, and customs. The most outstanding ones are the *Tarīḥ-e Guzīdēh* by Hamdullāh Mustawfi-ye Qazvīnī and the *Nuzhat-Qāhīl* by the same author. Both works contain numerous references to local industries, mining, timber, and other resources. Extracts of both books concerning the

province of Kermān have been edited by G. Le Strange.

Al-Hamdānī (tenth century A.D.) gave an account of the origin of gold and silver used in his days. His book has been translated by D. M. Dunlop under the title *Sources of Gold and Silver in Islam*.

Al-Hāzīnī of Merv in a long treatise, *The Book of the Balance of Wisdom* expounded the theory of the balance, its design and practical application.

A description of 100 machines and mechanical devices has been given in Mūsā ibn Banū Shākir's *The Book of Artificers*.

The Indian historian of science, A. K. Coomaraswamy, has translated *The Treatise of Al-Jazāri on Automata*, a book showing many applications of mechanical principles.

Abul Qasim's treatise of 1301 A.D. on the potter's materials and techniques is of direct interest to the historian of pottery. It has been edited and commented on by Ritter *et al.* in "Orientalische Steinbücher und persische Fayencetechnik."

Another group in this section consists of books by modern scholars based on oriental sources. A comprehensive history of Persia during the Middle Ages with much reference to aspects of civilization is *Iran im Mittelalter nach den arabischen Geographen*, 9 Vols., by P. Schwarz. A remarkable source of information on minerals is the medieval encyclopedist Al-Birūnī. Paul Kahle presents us with details on quartz, glass and glazes taken from this source in: "Bergkristalle, Glas und Glasflüsse nach dem Steinbuch des Al-Biruni." Two articles by E. Wiedemann, "Zur Mechanik und Technik bei den Arabern" and "Zur Technik und Naturwissenschaft bei den Arabern" are highly relevant to the topic of this study.

Investigations by the English historian of Moslem science, H. J. J. Winter, reveal much detail on the design and manufacture of scientific apparatus in the Middle

Ages in "Muslim Mechanics and Mechanical Appliances," "Science in Medieval Persia," "Formative Influences in Islamic Science," "The Optical Researches of Ibn-al-Haitham" and "Notes on al-Kitab Suwar Al-Kawakib of al-Sufi." In conjunction with W. Arafat he edited Ibn-al-Haitham's *A Discourse on the Concave Spherical Mirror*. The work contains interesting details on a lathe used to produce true spherical and parabolical mirrors by using a templet.

The recently founded Institute of Social Studies at the University of Tehrān initiated a series of projects for the study of various aspects of community life. Under this scheme K. Hūšangpūr wrote about the material culture of Fašondak, a remote mountain village.

#### *Medieval European Sources*

One of the most fascinating works in many respects is the *Diversarum Artium Schemata* by Theophilus Presbyter. Although English, French, and German translations already existed in the eighteenth century, the book did not arouse much interest among historians of technology until W. Theobald, a professional engineer and Latin scholar, prepared a Latin-German edition of it together with extensive technical interpretations and commentaries. Theophilus' work is now regarded as the major source for our knowledge of medieval technology, and it has much bearing on eastern technology too. A Latin-English edition has recently been prepared by C. R. Dodwell. It has no technological commentaries but contains the full text of Theophilus' treatise. The recently published English edition by J. G. Hawthorne and C. S. Smith is not only a scholarly translation of this important source but at the same time is precise in technical detail and is amply supported by notes and illustrations.

Medieval descriptions of professions and trades form another group. The oldest of these is the *Mendelsches Stiftungsbuch* of about 1400 A.D. Particularly well illustrated with a woodcut for each vocation is Jost Amman's *Eygentliche Beschreibung aller Stände* (1568 A.D.). An English translation is available under the title *The Book of Trades*. Similar in style and range, although written about one hundred years later, is Christoff Weigel's *Abbildung der Gemein-Nützlichen Haupt-Stände*. Many of the illustrations in these books show technical features that could still be found in Persia in 1963.

A manual of the industrial technology of his time, also well illustrated, is the *Pirotechnica* of Vanuccio Biringuccio, first printed in 1540.

#### *European Historians, Travelers, Ambassadors, and Missionaries*

B. Spuler's *Iran in frühislamischer Zeit* deals with early Islamic times, while his *Die Mongolen in Iran* is important for the relations between Persia and China during the thirteenth century, when cultural exchanges were particularly strong between those two countries. Persia's national renaissance under the Safavids, a period of equally strong contacts, this time with China and Europe, has been treated in detail by W. Hinz in his *Irans Aufstieg zum Nationalstaat im fünfzehnten Jahrhundert*.

The most famous of the early travelers, who came through Persia on his way to China, was Marco Polo, and he had a good deal to say about the country's industries. A most scholarly translation of his *The Description of the World* is the one by A. C. Moule and P. Pelliot, particularly useful through an abundance of notes.

Four other Venetians, Barbaro, Contarini, Zeno, and d'Alessandri, who traveled to the Šāh's court between 1471

and 1500, had, like the Polos, political motives, i.e., the establishment of military alliances. They too found time for lively descriptions of the country and its people, revealing much information for this book's purpose. The Hakluyt Society has arranged a well annotated English edition under the title *Travels of Venetians in Persia*.

An interesting parallel to it is *Chronicles of the Carmelites in Persia*, by an anonymous modern author. The book covers mainly the time of the Safavids and shows that they not only had a surprisingly tolerant attitude toward Christian missions, but were also outspokenly eager to settle skilled Christian craftsmen around the capital, Isfahān, for the development of local industries.

Raphaël du Mans' book *Estat de la Perse en 1660* is an excellent account of the life at the Safavid court of Isfahān. It devotes one chapter each to the craftsmen, the merchants, and the scientists.

Equally informative is the book by the sixteenth-century adventurer Pietro della Valle, *Fameux Voyages*, which mentions many technical details in passing.

An authority on the Persia of the seventeenth century was the French gem merchant, J. B. Tavernier. In his *Les six voyages en Turquie, en Perse et aux Indes* he is full of praise for the high standard of the crafts and industries, of which he describes many in detail.

Another Frenchman, also a gem dealer, John Chardin, made two journeys to Persia between 1665 and 1675, staying in the country for a total of six years. His *Travels in Persia* is by far the most comprehensive of all the descriptions of the country under the Safavids, giving much detail about custom, civilization, and industries. Chardin in his writings reveals a quality which very few European travelers show, a deep understanding of the country's culture and mentality.

More concerned with an all-round

description of the country and its civilization is A. Olearius, who was attached to a diplomatic and trade mission sent by the Duke of Holstein in 1635. His report, *Voyages très curieux et très renommés faits en Moscovie, Tartarie et Perse* is illustrated by many etchings.

A man who has largely contributed to our scientific knowledge about Persia was the German E. Kaempfer, physician attached to the embassy of King Karl XI of Sweden. He was in Persia between 1683 and 1688. In *Amoenitates exoticae* he described a good deal of the Persian flora, illustrated by many of his beautiful drawings. He also gave many accounts of local industries and details on harvesting and processing of certain gums. He later traveled to Japan and became famous as an explorer of that country. A German translation of that part of Kaempfer's book dealing with Persia has been edited by W. Hinz under the title *Am Hofe des Persischen Großkönigs*. This edition contains reproductions of many of Kaempfer's engravings.

British interest in Persia began before the establishment of a land route to India. Already in 1561 Queen Elizabeth had sent Anthony Jenkinson to the Persian court via Russia. Although the aim of this mission, to open trade, did not succeed, Jenkinson's journals are quite informative. They have been edited by E. D. Morgan and C. H. Coote under the title *Early Voyages and Travels in Russia and Persia by Anthony Jenkinson and other Englishmen*.

With the growing importance of India we find an increasing number of Englishmen exploring the land route. We owe the finest description of the Persia of that time to Thomas Herbert, who accompanied an English mission to the court of Šāh Abbas in 1628 that aimed at the establishment of an English monopoly of Persia's silk export. W. Foster edited the Herbert diaries under the title *Thomas Herbert's*

*Travels*. The book contains many references to industrial activities.

G. Forster, an eighteenth-century traveler, has left a good description of the vertical windmills of East Persia in his book *A Journey from Bengal to England*.

A French colonel in Russian services, G. Drouville, has given a vivid picture of the country and its people at the turn of the eighteenth century. Customs, industries, and institutions are well described in his book *Voyage en Perse*.

There are many travelers of the early nineteenth century whose writings possess small relevance to the purpose of this study. But there is an exception, the diary of H. C. Brugsch, *Die Reise der königlich preussischen Gesandtschaft nach Persien 1860-61*. The author, who accompanied the only Prussian diplomatic mission ever sent to Persia, was a trained orientalist and included many items on local crafts in his book, a good number of them illustrated by fine drawings.

A prolific writer with substantial contributions to the geography and geology of the country was A. Houtom-Schindler, who served as a general in the Šāh's army between 1875 and 1880. He included many details about Persia's ancient storage dams and irrigation systems in his geographical articles, all well illustrated by carefully drawn maps and sketches. Most of his articles were published in journals of learned societies.

A British consular agent, H. C. Rabino, who was stationed in northern Persia, published several monographs on the Caspian provinces. In "A Journey in Mazanderan" and "Mazanderan and Astarabad" he recorded much detail on local industries, such as silk production, timber-getting, house construction, and mining. A monograph going into much detail, especially on production figures and export routes, is his "Silk Culture in Persia."

One of the well-known modern experts on Persia is P. M. Sykes. He traveled extensively in the country between 1893 and 1921, first as British Consul, later as a general commanding the South Persian Rifles. His books, *Ten Thousand Miles in Persia* and *A History of Persia*, are great contributions to many aspects of the country's civilization.

Lord G. N. Curzon, a former Viceroy of India, has written an interesting book on the political situation in Persia at his time, with many sidelights on the country's history and civilization, under the title *Persia and the Persian Question*.

L. J. Olmer was a science teacher at the Ecole Polytechnique at Tehrān at the beginning of this century. In "L'Industrie Persane, Rapport sur une Mission scientifique" he gives much detail on industrial practices in local manufacture, mainly under the chemical and raw material aspects of production.

#### *Relations to China and India*

*China and the Roman Orient* by F. Hirth mainly deals with Chinese-Syrian relations. Since the trade and with it the traveling of techniques between this easternmost Roman colony and the Far East went via Persia, the book has a direct bearing on the subject of the present study. Large sections of Hirth's book are devoted to such items as silk, brocade weaving, dyeing, glass, gems, metals, damascene steel, asbestos, and paper.

The part that Bactria and Iranian Central Asia played as links to China in Hellenistic times is well expounded by A. von Lecoq in the reports on his discoveries in the cave temples at Turfan. The summary of these in English has been published under the title *Buried Treasures of Chinese Turkestan*.

A carefully collected and well annotated

account of a large number of reports by travelers to the Far East during Islamic times has been edited by G. Ferrand under the title *Relations de voyages et textes géographes arabes, persans et turcs relatifs à l'Extrême-Orient*.

By far the most important work on East-West relations is J. Needham's *Science and Civilization in China*. Four of the planned seven volumes are already available. Needham does not rely solely on Chinese historical sources but considers equally well the findings of archaeologists in China, a field that was taken up in that country relatively late. In comparing all these findings with the observations of many Western writers, Needham, more than any author before him, stresses the importance of the continuous exchange of ideas and techniques in the development of civilizations, especially the exchange that has taken place between China and Persia.

Another Western scholar who saw the wide range of give and take between the two countries in their material culture was Berthold Laufer. In his *Sino-Iranica* he gives an account of what the Chinese owe to Persia and vice-versa. It deals extensively with the transmission of fruit plants, fiber plants, dyestuffs, textile techniques, minerals, and metals. Similarly important is *The Beginning of Porcelain in China* by the same author, a book stressing the role that glazes, developed in the Middle East, played in the development of Chinese ceramics.

Writing along similar lines, although often less convincing, is E. Bretschneider in *The History of European Botanic Discoveries in China, Medieval Researches from Eastern Sources, and Botanicon Sinicum*.

E. H. Parkér's *Chinese Knowledge of Early Persia* is a valuable interpretation of Chinese sources on pre-Islamic Persia.

Another European author who often emphasizes the diffusion of ideas across

Asia is W. Eberhard in his book *Early Chinese Culture and Its Development*.

The results of an expedition to China to record Chinese traditional industries have been laid down in the well illustrated book by R. P. Hommel, *China at Work*. It gives a full account of Chinese tools and working methods at the time of the expedition (1921).

Western authors writing on specific technical topics are O. Johannsen ("Alter chinesischer Eisenguss"), H. Dickmann ("Chinesischer Eisenguss"), and B. Leach (*A Potter's Book*). In the latter the author mentions a number of East-West relations in the field of ceramics.

F. H. King, writing on farming techniques in the Far East in *Farmers for Forty Centuries*, gives many details regarding tillage, silk production, cotton growing, and fiber treatment that are of interest for comparison with the respective Persian methods.

A purely Chinese source is the *Keng Tschü T'u*, a well illustrated medieval handbook on agriculture, silk production, and weaving. It is important for a comparative study of weaving techniques.

Early relations between India and Persia are illustrated in M. A. Stein's book *Archaeological Reconnaissance of N.W. India and S.E. Iran*. A continuation of this topic back to the beginning of history is G. V. Childe's "India and the West before Darius."

Important references are contained in S. L. Hora's "The History of Science and Technology in India and South East Asia." P. C. Bagchi's *India and China* is a scholarly study of relations in culture and civilization between the two countries. Although it contributes only a few references to Persia, these show by contrast that the Sino-Indian relations have been much more intense through a religious link, i.e., Buddhism, whereas the influence of Islam on Sino-Persian relations has been less pronounced.

*Histories of Art, Science, and Technology; Encyclopedias*

The six volumes of *A Survey of Persian Art*, edited by A. U. Pope and P. Ackerman, are by far the best in this group. The various articles of this magnificently illustrated work are written by specialists in their respective fields, many of them dealing with the technology of the arts under consideration. A. U. Pope's *Masterpieces of Persian Art* also contains some references to the industrial side.

A much smaller book specializing in the industrial arts of the Islamic world is E. W. Braun's "Das Kunstgewerbe im Kulturbereich des Islam."

H. T. Bossert's *Geschichte des Kunstgewerbes aller Zeiten und Völker*, in six volumes, contains many references to the industrial arts of Persia. Its bibliography is of particular value for specialized reading.

*Iranische Kunst*, by E. Diez, although a book on art, includes *inter alia* technical details regarding metals, ceramics, building techniques, and textiles.

Histories of technology are another group of sources on industrial techniques. One recently published is *A History of Technology*, edited by C. Singer, E. J. Holmyard, and A. R. Hall. It gives due credit to Persia's part in the development and diffusion of techniques. Lists for further reading at the end of its chapters enhance its value.

*The Master Craftsmen* by G. Gompertz is a history of the evolution of tools and implements in their early stages. It provides excellent reading in the chapters on ancient times of the Middle East, but is less interesting in the description of the development of ancient Greece and Rome and in the discussion of the Middle Ages.

A. Neuberger's *Die Technik des Altertums* and F. M. Feldhaus' *Die Technik der Antike und des Mittelalters* suffer from an over-

emphasis on Greece and Rome, yet contain many references to Persia's contributions.

F. Klemm's *A History of Western Technology* contains a chapter in which the impact of Islamic technology on Europe during the Middle Ages is well treated.

J. Beckmann, a pioneer in the recognition of technology as an academic discipline, has written *A History of Discoveries, Inventions and Origins* that has been a valuable source of information for the purpose of this study.

A similar work is L. Darmstädter's *Handbuch zur Geschichte der Naturwissenschaften und der Technik*. It has been arranged in chronological order of discoveries, year by year, and is particularly useful in the establishment of priorities.

The *Studies in Ancient Technology* by R. J. Forbes have been of special value. Each of the six volumes of this work contains one or two monographs on particular aspects, such as textiles, glass, furnaces, water supply, irrigation, and so forth. Forbes has taken full account of up-to-date knowledge on Middle East and Classical technology. The books therefore have been most revealing in showing the extent of diffusion.

E. J. Holmyard's *Alchemy*, in showing the development of the predecessor of modern chemistry by the Greeks, the Arabs, and the Persians, refers to many tools and processes which are still used by today's craftsmen in the Middle East.

*The 'uyūn al Akhbār* from the *Book of Useful Knowledge* by Ibn Qutayba, written in the ninth century A.D., includes mechanical science in its section on Natural Science, translated into English by L. Kopf. Its Chinese counterpart is the *Thien Kung Kai Wu* (cf. A. Ledebur, "Ein alchinesisches Handbuch der Gewerbetkunde"). It contains much detail on blast furnaces, refining of steel, and casting of iron and bronze.

When toward the end of the eighteenth

century a number of encyclopedias were written, many articles on technological processes were included that have proved to be of special interest for this study. In its 28 volumes the *Encyclopédie ou Dictionnaire Raisonné des Sciences et des Arts et Métiers* by Diderot and d'Alambert contains a great number of copper plates illustrating the industrial arts of their time.

#### *Individual Industries*

When reading the review on individual branches of industry it will be noticed that they are not equally well represented. There is an abundance of books and articles on the metalworking industries, but not a single one on the wood crafts, a remarkable amount on building techniques, many again on ceramics, little on textiles, but much on agriculture and food. This is probably not a reflection on the relative importance of these industries or an indication of the interest paid by the various observers but seems to have been caused by the fact that wood and textiles are perishable materials.

#### *Metallurgy and Metal Industries*

A comprehensive study of prehistoric ore mining is contained in the two volumes of W. Witter's *Die älteste Erzgewinnung im nordisch-germanischen Lebenskreis*. In the second volume, *Die Kenntnis von Kupfer und Bronze in der Alten Welt* due credit is given to the earliest developments in the Middle East.

R. J. Forbes' *Metallurgy in Antiquity* has likewise been extremely useful for this study, as it shows early metallurgy in western Asia and its diffusion into Europe and the Far East in its true perspective.

A report by J. Robertson under the title "An Account of the Iron Mines of Caradagh" has led to the rediscovery of ancient mines in Āzarbaijān. In the 1930's

European experts investigated old and new ore deposits as well as mining and smelting techniques. The following is a selection of publications resulting from their findings: E. Böhne, "Überblick über die Erzlagerstätten Persiens;" F. Unterhössel, "Die wichtigeren Erzvorkommen des persischen Karadagh-Gebirges;" H. Spies, "Der derzeitige Stand des Erzbergbaus in Iran;" and M. Maczek, "Der Erzbergbau im Iran." Maczek, Preuschen, and Pittioni—the former a mining engineer for the Persian Department of Mines, the latter metallurgists of Vienna University—have investigated the origin of copper used in prehistoric implements. They applied the method of spectroscopic analysis and were able to identify the mines from which the copper had come. They reported on their findings in "Beiträge zum Problem des Ursprungs der Kupfererzverwertung in der Alten Welt."

F. W. Nothing, also a mining engineer working in Persia, wrote on the production of antimony in "Antimongewinnung in Anarek." E. Böhne's "Die Eisenindustrie Masenderans" is a well illustrated article on the old mines and blast furnaces of Māzandarān.

Three books on the history of iron often refer to Persia's part in the development: L. Beck's *Die Geschichte des Eisens*; O. Johannsen, *Geschichte des Eisens*; and A. Rieth, *Die Eisentechnik der Hallstattzeit*.

The Chinese had cast iron before they had steel. If it is kept in mind that the casting technique gradually spread to the West it is interesting to follow its path through Persia. Two informative articles on this subject are "The Early Casting of Iron" and "Chinese Iron a Puzzle," both by T. T. Read.

J. Needham's monograph, *The Development of Iron and Steel Technology in China* is based on archaeological evidence as well as on historical records.

O. Johannsen traces the arrival of the



iron casting technique in Europe in "Eine Anleitung zum Eisenguss vom Jahre 1454" and "Die Erfindung der Eisengusstechnik."

E. Wiedemann's article "Über Eisen und Stahl bei den muslimischen Völkern" is based on Arabian and Persian sources. There is no single field in metallurgy which interests historians and scientists more than damascene steel. C. Schwarz traced its Indian origin in "Sur l'industrie du fer et de l'acier dans les Indes Orientales." G. Pearson, "Experiments and Observations on a Kind of Steel called Wootz," and J. Stodart, "A Brief Account of Wootz or Indian Steel" are contributions to this theme by eighteenth-century English scientists.

J. R. Bréant's "Description d'un procédé à l'aide duquel on obtient une espèce d'acier fondu semblable à celui des lames damassées orientales" was stimulated by the experiments of Stodart and Faraday with damascene. In this article he not only reveals for the first time the true nature of this steel but marks a breakthrough toward modern steelmaking.

We have learned from Roman history that Rome obtained some of its damascene steel from India. B. Neumann has published an analysis of Roman steel objects in "Römischer Damaststahl."

Persian and Arabian texts indicate that damascening spread to the Middle East from India. J. Hammer-Purgstall has translated some of these texts in "Sur les lames orientales." L. Thorndyke quotes medieval European reports on damascene steel in *The History of Magic and Experimental Sciences*. The spread of the damascening technique across Asia to Japan has been treated by G. Hannak in "Japanischer Damaststahl."

The use of meteorite nickel-iron in combination with ordinary iron for the production of the Indonesian damascene steel, "pamor," by the Bali blacksmiths

has been described by M. Covarrubias in *The Island of Bali*. The book also gives interesting details on the special social position of the *pandé*, the blacksmithing caste of Indonesia.

In "The Origins of Indonesian Pamor," J. P. Frankel wrote on his investigations regarding the Indonesian type of damascene steel. The article gives important details on metallurgical aspects of the steel. It mentions Persia and India as possible countries of origin of the technique. The part of vitriol in the etching of this steel to bring out the watery lines has been described by A. Jacquin in "Chemical Observations on the Sagh."

Russian contributions are P. A. Anosoff, *On the Bulat*, and Cpt. Massalski, "Préparation de l'Acier damassé en Perse." Later, two Russian metallurgists analyzed these steels, and N. Belaiew wrote about their findings in two articles, "Damascene Steel" and "On the Bulat." Further scientific investigations have been carried out in Solingen, as reported by K. Harnecker in "Beiträge zur Frage des Damaststahls;" P. Oberhofer, "Über das Gefüge des Damaszenerstahls;" and F. Schmitz, "Orientalischer Damaststahl."

Metal inlay work has been traced back to prehistoric times by A. Rieth in "Anfänge und Entwicklung der Tauschierkunst." M. Rosenberg in the monographs *Niello bis zum Jahre 1000 n. Chr.* and *Niello seit dem Jahre 1000 n. Chr.* devoted one chapter in each volume to the influence of the Middle East on the development of the niello technique. Persia's role in the development of mail armor is stressed in K. A. C. Creswell's book *A Bibliography of Arts and Armour in Islam*.

Many references to locks and keys in the Near East are contained in two richly illustrated studies, one by Fox-Pitt-Rivers, *On the Development and Distribution of Primitive Locks and Keys*, and the other by V. J. M. Eras, *Locks and Keys Through the*

*Ages.* The great skill of the medieval Islamic instrument maker becomes apparent in E. Wiedemann and F. Hauser's study on clocks, "Über die Uhren im Bereiche der islamischen Kultur." A useful aid in the conversion of oriental weights and measures into metric units is the book by W. Hinz *Islamische Masse und Gewichte.*

#### *Building Crafts and Ceramics*

Four thousand years of building from the Sumerians to the beginning of Islam; are covered in H. Frankfort's study *The Arts and Architecture of the Ancient Orient.* Good introductions to later styles and techniques are the two works by K. A. C. Creswell, *A Short Account of Early Muslim Architecture* and *Early Muslim Architecture.* E. Diez, in *Iranische Kunst*, has a well illustrated chapter on Persian architecture with emphasis on the Sasanian cupola and vaulting technique, whereas *Chorassanische Baudenkmäler* by the same author specializes in developments in East Persia.

The *yakā* wood used in the construction of the palaces of the Achaemenians has been identified by I. Gershevitch in "Sissoo at Susa."

An introduction to early ceramics in general, with proper reference to Persia's place, is H. Kühn's article "Frühformen der Keramik." Similarly, G. Savage's book *Pottery through the Ages* outlines the whole history of pottery, emphasizing Persia's central position. The early contact of Islamic pottery with the Chinese craft is well described and richly illustrated by F. Sarre in *Die Keramik von Samarra.* A. Lane's studies *Early Islamic Pottery* and *Later Islamic Pottery*, although covering the ceramic industry of the whole Islamic world, devote much space to the Persian contribution and include much technical detail.

More concerned with the artistic side of ceramics is *A Guide to Islamic Pottery of the Near East* by R. L. Hobson. An article by

Jean Lacam, "La céramique musulmane des époques omeyyade et Abbaside, VII<sup>e</sup> au X<sup>e</sup> siècle," is richly illustrated with colored plates. Lacam attempts to reconstruct a series of Islamic kilns. Molding techniques and kilns in East Persian potteries are well described by C. K. Wilkinson in "The Kilns of Nishapur" and "Fashion and Technique in Persian Pottery." Wilkinson was a member of an excavating team from the Metropolitan Museum of Art, New York; he has illustrated his articles with many photographs of mold fragments and kiln wasters.

Early developments of glazes in Egypt and Babylonia have been dealt with in W. J. Furnival's book *Leadless Decorative Tiles, Faience and Mosaic.* A. L. Hetherington's highly specialized book *Chinese Ceramic Glazes* mentions the introduction of Parthian glazes into China. A possible source for the tracing of diffusion of pottery techniques is the Renaissance work *Le tre libre dell' Arte del Vasaio* by Cipriano Piccolpasso.

A good study on early glass and transmission of techniques from the Mediterranean via Persia into the Far East is "Far Eastern Glass: Some Western Origins" by C. G. Seligman and H. C. Beck. Glass and glass techniques during early Islamic times are treated in: *Das Glas von Samarra* by C. J. Lamm, whereas *Glass from Iran*, by the same author, confines itself to Iran but covers a range of 1,000 years from pre-Islamic to Safavid times.

In "Oberflächenverzierungen in der antiken Töpferkunst," T. Schumann shows that the Greeks never used true glazes but did all their ceramic decorations with specially treated clay slips.

#### *Textile Crafts*

Volume IV of R. J. Forbes' work, already mentioned, *Studies in Ancient Technology* deals exclusively with textiles in antiquity and devotes much space to the

development of fibers and dyeing and weaving techniques in the Middle East. An unusual book printed in 1843 with much useful information is the *Textrinum Antiquorum* by J. Yates, an account of the art of weaving among the ancients.

An informative chapter on the history of cotton growing and its early spread from India is contained in *Cotton* by H. B. Brown. The relatively late arrival of the cotton plant in China and Persia's part in it is described in "Cotton in China" by L. Carrington Goodrich.

The history of silk cultivation and its introduction into the Middle East is treated in the magnificently illustrated book *Kunstgeschichte der Seidenweberei* by O. von Falke. The main part of the book deals with silk weaving, outlining the important part of the Sasanians in the development of figural pattern weaving. W. G. Thomson's *A History of Tapestry* also acknowledges Persia's leading role in the development of this craft. Mention should be made here of the many publications on special branches of the textile industry in the periodical *Ciba Review*, published by the dyestuff manufacturers Ciba Ltd. of Basle. Many of these articles deal with the history of the textile crafts in Persia and the Middle East.

From the abundance of books on Persian carpets only those will be mentioned here that yield substantial information on the technical side.

A beautifully illustrated book is *A History of Oriental Carpets before 1800* by F. R. Martin. It deals with the development of the industry from early Islamic times and mentions many instances of influence from Central Asia and China. *Old Oriental Carpets* by F. Sarté and H. Trenkwald has a short introduction to the technical terms and describes carpets from Safavid times on. A recently published and well illustrated book is *Der Orientalische Knüpfteppich* by K. Erdmann. It

takes due account of recent findings of ancient carpets in Central Asia.

Persian needlework and its high standard are mentioned in *Needlework Through the Ages* by M. Symonds and L. Preece. It is a well illustrated history of this craft.

Details on early paper production in Samarkand are given in J. von Karabacek's profound study of the paper of early Islamic manuscripts, "Das arabische Papier." His claims regarding the fibers used are supported by J. Wiesner in *Mikroskopische Untersuchungen alter ostturkistanischer Papiere*. Investigations regarding the work of the early paper mills have also been made by R. Hoernle, "Who Was the Inventor of Rag Paper?" and H. Beveridge "The Papermills of Samarkand."

The technique of bookbinding has been treated by K. G. Bosch in her dissertation, "Islamic Bookbinding: 12th to 17th Centuries." Her investigations are based on the original description of the craft by Ibn Bādis in *Umdat al-kullāb*, by the master bookbinder Sufyānī in *Šinā'at tasfir al-kulub* and in A. Qalqašandi's *Šubh al-āsā*. A full translation of the work of Ibn Bādis has been made by Martin Levy and published under the title *Medieval Arabic Bookbinding and Its Relation to Early Chemistry and Pharmacology*. A well-selected bibliography and an Arabic-English technical glossary make this book particularly valuable.

In "Zur Orientalischen Altertumskunde" J. von Karabacek investigates the origins of Persian and Arabian bookbinding methods. His observations are based on an analysis of bindings of a great number of manuscripts in the state archives in Vienna.

#### *Agriculture and Food-Treating Crafts*

The most comprehensive book on Persian agriculture is *Landlord and Peasant in Persia* by A. K. S. Lambton. In the first part the author shows the development of

the peasant's position in the community from the Arab Conquest to the nineteenth century. In the second part the present-day situation has been dealt with. The chapters on irrigation, agricultural methods, and crops have been particularly important for the purpose of this study.

A study of life in a Persian village has been compiled by three Oxford students who spent three months with peasants in a small place near Kermān. *Blind White Fish in Persia* by A. Smith, one of the team, is not meant to be a scholarly book, but it is full of first-hand observations on soil, agricultural methods, irrigation, and village crafts.

"Village Life in Persia" by J. T. Bent brings among other things a detailed description of the harvesting of manna, the gum so much used in Persian confectionery.

P. H. T. Beckett and E. Gordon, both members of the previously mentioned Oxford team, published their meteorological observations under the title "The Climate of South Persia." P. H. T. Beckett also wrote three interesting articles, "The Soils of Kerman," "Agriculture in Central Persia," and "Tools and Crafts in South Central Persia." A. Heinecke makes good observations on present-day farming methods in "Persia, a Land of Medieval Farming."

In an article, "Comparison of the Afghan Plough and Tillage Methods with Modern Implements and Methods" G. F. Hauser reports on draft experiments he made as a member of a technical assistance mission. Since the Afghan plow is similar to one of the Persian plow types, these observations have a direct bearing on the subject of the present study.

M. L. Dewar's description of the pigeon towers around Isfahān, "Pigeon Towers and Pigeon Guano in Iran," is well illustrated.

Many references to cereals grown in

Persia are made in an article by J. J. Clément-Hallet, "Sur les noms des céréales chez les anciens." A comprehensive list of plants grown in the area is contained in the study by D. Hooper and H. Field, "Useful Plants and Drugs of Iran and Iraq." A short description of the nature and use of each plant is given, together with its popular name, the equivalent in English, and the botanical name in Latin.

A comprehensive study of all the systems of irrigation employed in Persia is given by B. Fisher in "Irrigation Systems of Persia." Sir A. Wilson's *Persia* contains references to the Kārūn river diversion scheme, the qanāt, and windmills for lifting water. The Kārūn scheme is also described by a civil engineer, P. E. Case, in "I Became a Bakhtiari."

A scholarly investigation into the history of the qanāt system is the study by F. Krenkow, "The Construction of Subterranean Water Supplies during the Abbaside Caliphate."

P. H. T. Beckett has written three articles on the qanāt system, "Qanats Around Kerman," "Qanats in Persia," and "Waters of Persia." Further details on this topic are contained in the following articles: M. A. Butler, "Irrigation in Persia by Kanats," E. Noel, "Qanats," and G. Stratil-Sauer, "Kanate, Persiens Künstliche Bewässerungsanlagen."

The development of power sources for the milling of grain is well treated in the second volume of R. J. Forbes *Studies in Ancient Technology*. It gives much detail on the various types of water mills and quotes ample evidence on the development of the windmill in East Persia. A well illustrated monograph on the latter source of power is H. T. Horwitz, "Über das Aufkommen, die erste Entwicklung und die Verbreitung von Windrädern." It gives an outline of the development of wind power and its transmission to northern Europe via the Aegean Islands, Greece, and Italy. A

paper by H. P. Vowels, "Inquiry into the Origin of the Windmill," traces its history and proposes a theory of diffusion to the North through Russia to Holland.

*UNO and Government Documentation*

A comprehensive survey for the International Labour Organisation (ILO), "Agricultural and Industrial Activity and Manpower in Iran," makes many references to crafts and industrial arts. A study

under the title *Iran, an Economic Survey*, often mentioning home industries and crafts, has been compiled by R. N. Gupta and was published by the Indian Institute of International Affairs.

B. A. Keen reports the findings of a British-American scientific advisory team to the Middle East in *The Agricultural Development of the Middle East*. It contains an excellent analysis of the existing conditions and makes many realistic suggestions for technical improvements.

## GLOSSARY OF TECHNICAL TERMS

*āb*, water, irrigation water, 254  
*‘abā*, cloth and cloak made of goat hair\*  
*āb-āmbār*, water reservoir, 117, 258  
*āb-bān*, water bailiff, 255  
*āb-bareh*, water fountain, basin, 132  
*āb-barġardān*, water bailiff, 255  
*‘abbāsī*, equivalent of one farthing, 65  
*ābtāk*, brick bond (Širāz), 112  
*āb dādān*, to harden by quenching\*, to wet, 108,  
to rinse, 194  
*ābdang*, rice-husking mill, 290  
*ābdār*, hardened steel, 52  
*āb-deh*, aquifer, water-bearing stratum, 249, 252  
*āb-e āhak*, bleaching solution, 93  
*āb-e ‘araq-e zamīn*, underground water of a  
temporary nature, 252  
*āb-e hamīr*, water to wet dough, 294  
*āb-e harī*, ground water on an impermeable  
bed, 252  
*āb-e jūš*, boiling water, 224  
*āb-e šābūn*, soap water for fulling, 223  
*āb-e tond dādān*, to harden steel by rapid  
quenching, 59  
*āb-e torš*, leaven, 293  
*ābgar*, water bailiff, 255  
*āb gereftan*, to anneal steel\*, to wet clay\*  
*ābgīneh*, frit, 160, glaze\*, glass\*

\* Denotes words that have been recorded with the crafts but do not appear in the text.

† Denotes words that are not so much used by the craftsmen but by the technicians trained in technical colleges.

A strict alphabetical order has been maintained, regardless of the fact that words with the same base could have been grouped together. Diacritical points and signs such as ‘, †, and † do not affect the alphabetical order.

*āb-ḥwordeh*, rinsed, 194  
*ābī*, pale blue, 162, 192, blue in textile print,  
225, irrigated land, 271  
*ābī-meškī*, cobalt-colored, cobalt blue, 147  
*ābī-sangar*, a blue-green color, 191  
*āb kardan*, to melt, 20, to place hemp in water,  
182  
*āb-kaš*, *āb-keš*, water drawer, 256, rice strainer,  
28  
*āb-kašī*, draw well, 256  
*āb-māl*, water bailiff, 255  
*āb-miyān*, extra share of water, allocated in  
between two normal allocations\*  
*āb-nabāt*, boiled sweets, 301  
*ābnūs*, ebony (*Diospyros ebenum*), 75, 93  
*āb-pāš*, spraying can, 30  
*āb pāšīdan*, to water bamboo for softening, 219  
*ābrā harz kardan*, to open sluice door, 282  
*abrī*, half case book cover, 238  
*abrīšam*, silk, 183, silk thread, 46  
*abrīšam-dūzī*, silk embroidery, 233  
*abrīšam-tāb*, silkwinder, silkspinner, 183  
*āb rūš rīhtan*, to pour water on, to soak, 165,  
to wet clay\*  
*ābsāb*, see *āsīyāb-e ābsāb*, 151  
*ābsī*, fork (Širāz), 275  
*āb var dāštan*, to pour water off\*  
*ābyār*, water bailiff (Sīstān)\*  
*ābyārī*, agriculture with irrigation, irrigation,  
water supply, 245, 271  
*abzār*, tool, turning tool; cf. *afzār*, 91  
*abzār-e bangī*, a certain molding profile, 84  
*abzār-e qāleb-bozī*, pen box cutting-tool, 239  
*ācār*, spanner, wrench, 61  
*ācār-e boks*, box spanner, 61  
*ācār-e čakoši*, monkey wrench, 61  
*ācār-e faranseh*, shifting spanner, 61

- āčār-e hāfsari*, multiheaded spanner, 61  
*āčār-e inglišī*, shifting spanner, 61  
*āčār-e lūleh-gīr*, pipe wrench, 61  
*āčār-e pič-gūšī*, screwdriver, 61  
*āčār-e pič-kašī*, screwdriver†  
*āčār-e polomb*, lead seal pliers, 61  
*āčār-e sehtofangeh*, multiheaded spanner, 61  
*āčār-e zanjūrī*, chain wrench, chain vice, 60  
*adl*, bundle of bamboo or rushes, 219  
*adviyejāt*, chemicals for the still, 163  
*afšaz*, gall apple, oak apple (Tehrān), 189  
*āfrā, āfrā*, maple tree (*Acer insigne*) (Caspian Provinces), 75, 97  
*āftāb dādan*, to dry in the sun (textiles), 194  
*āftābeh*, water can, ewer, 28  
*āftābeh-ō-lagān*, set ewer and handwashing pan, 28  
*āftābeh-naftdān*, kerosene can, 30  
*āftāb hwardan*, to dry in the sun, 194  
*afzār*, tool, device†, oblong hole in mill rind, 281  
*afzār-gīr*, pin vice†  
*āhak*, lime, powdered lime, 108, 112, 113, quicklime, 231, limestone, 161  
*āhak-e siyāh*, waterproofed mortar, 113  
*āhak-pāz*, lime burner\*  
*āhak-pāzi*, lime works, 126  
*āhan*, wrought iron, 52, mild steel, 7, iron scraper for treating chamois leather, 233  
*āhan-aqab-e otāq*, cross beam on coach body, 90  
*āhan-e čap-ō-rāst-kon*, saw-setting tool, 82  
*āhan-e čub-ē korūk*, joints connecting hoops, 90  
*āhan-e dastgāh*, carpenter's bench iron†  
*āhan-e dūl*, iron hoop of bucket, 234  
*āhan-e lahīm*, soldering iron, 31  
*āhan-e nar*, hardenable steel, tool steel\*  
*āhan-e narm*, wrought iron, mild steel\*  
*āhan-e safīd*, galvanized iron, 30  
*āhan-e tīr*, journal peg of axle, 155  
*āhangar*, blacksmith, ironworker, 50  
*āhangar-hāneh*, ironworks\*  
*āhangarī*, smithcraft, smithy\*, fees paid in kind to the blacksmith for services\*  
*āhan-gāz*, iron plow wedge, 263  
*āhanī, āhanīn*, made of iron\*  
*āhanī-dūš*, made of steel, 63  
*āhanīn-kursī*, anvil\*  
*āhanjad*, windlass, capstan\*  
*āhanjeh*, weaver's comb, 52  
*āhan-rānī*, plowshare, 262  
*āhan-rubā*, magnet\*  
*āhār*, warp size, starch, 196  
*āheret*, manger at end of oxen runway (Šīrāz), 257  
*ahing*, the condiment *asa foetida*, 292  
*āhor*, manger at end of runway, 257  
*ahram, ahram*, lever to rotate breast beam, 210, 216, capstan lever, 297, 298  
*āhrū*, coach beam support, 90  
*āivān*, verandah, portico, 106  
*āiyār*, metal, 17, raw glass, 169  
*āj*, cut of file, 239, maple tree (*Acer laetum*) (Caspian provinces), 75  
*āj*, ivory, 92  
*ājamī*, mild-colored turquoise, 39  
*āj-e bālā*, second cut of file†  
*āj-e dorost*, coarse cut of file, 58  
*āj-e fīl*, ivory, 92  
*āj-e narm*, bastard cut of file, 58  
*āj-e pā'in*, main cut of file†  
*āj-e pardāht, āj-e rīz*, fine cut of file, 58  
*āj-e šaiqal*, extra smooth cut of file, 58  
*āj-e zabr*, coarse cut of file, 58  
*ājīdan*, to sharpen a file\*  
*āj-kon*, file cutter, 57  
*āj-tarāš*, ivory turner, 92  
*ājur*, burnt brick, 109, 112, 122  
*ājur čīdan*, to lay bricks, 112  
*ājur-čīnī*, brick bond\*  
*ājur-e dandāneh*, toothed cornice brick, 122  
*ājur-e morabā*, whole brick, 122  
*ājur-hāneh*, brickworks, 115  
*ājur-pāz*, brickmaker, 115  
*ājur-pāzi*, brickworks, brickmaking, 116  
*ājur-pūhtan*, to fire bricks, burn bricks\*  
*ājur-tarāš*, ornamental brickworker, brick cutter, 121  
*ājur tarāšīdan*, to cut bricks, 122  
*āj-zan*, file cutter\*  
*ālaf-e būdār*, herb used for silkworm raising, 182  
*ālaf-e farangī*, linen, 219  
*ālaf-e katān*, flax, 178  
*alak*, flour sieve, fine sieve, 18, 236, 279  
*ālak kardan*, to pass through a fine sieve\*  
*ālamat-e sang-tarāš*, stonemason's mark, 128  
*ālam-e poštband-e šelīl*, beam supporting draw harness\*  
*ālāš, ālāš*, beech tree (*Fagus sylvatica, F. orientalis*) (Caspian provinces), 75  
*ālat*, ceiling batten, 87, crossbar of window frame, 86, reed blade, 195  
*ālāt* (pl. of *ālat*), tools, utensils, vessels, 153  
*ālat-e bālā*, top rope, 257  
*ālat-e zīr*, guide rope, 257  
*ālat-sāz*, door and window joiner, 81  
*aldār-kaš*, frame of threshing wain, 274, skid\*  
*ālef-e būdār*, see *ālaf-e būdār*, 182  
*ālef-e katān*, see *ālaf-e katān*, 178  
*āleh*, half log (Išlahān), 79  
*algār, algār*, plow stay (Horāsān), 263  
*ālīāz*, alloy (fr. *alliage*)†

- alvār*, plank 4 to 6 inches thick, 79  
*ambār*, storehouse, barn\*  
*ambārbū*, a rice variety (Māzandarān), 242  
*ambār-e gel*, potter's clay store, 152  
*ambār-e zarfdāni*, drying chamber, 155  
*ambīq*, still head; alembic, 163  
*ambor*, drawing pliers, 48  
*ambor-dast*, pliers, tongs, 26, 60  
*ambor-dast-e 'āyeq*, electrician's pliers, 60  
*ambor-dast-e dambārīk*, flat-mouthed pliers, 60  
*ambor-dast-e dangerd*, round-nosed pliers, 52, 60  
*ambor-dast-e dampahn*, flat-mouthed pliers, 52, 60  
*ambor-dast-e lülehgīr*, pipe wrench, 60  
*ambor-dast-e jūl*, tongs with a lap (Nihāvand), see  
*ambor-e jūl*, 52  
*ambor-dast-e movāzī*, parallel-jawed pliers, 60  
*ambor-e āteskāri*, fire tongs, 52  
*ambor-e bōteh*, crucible tongs, 19  
*ambor-e dangerd*, round-nosed tongs, 52  
*ambor-e dampahn*, flat-nosed tongs, 52  
*ambor-e fanārī*, spring-loaded pliers†  
*ambor-e jūl*, tongs with laps, tongs to hold  
round bars (Nihāvand), 52  
*ambor-e kaj*, tongs with bent tips, crucible tongs,  
22, 52  
*ambor-e kūreh*, fire tongs, 52  
*ambor-e lūleh*, tongs to hold round bars, 52  
*ambor-e manganeh*, punch pliers for leather, 60  
*ambor-e miḥpārē*, rivet-heating tongs, 52  
*ambor-e galam-gīr*, tongs to hold a chisel, 52  
*ambor-e safīdgarī*, tinier's tongs, 31  
*ambor-e tōg*, crucible tongs, 19  
*ambor-halqeh*, tongs with hollow mouth, 26  
*ambū*, Sebasteus tree (*Cordia myxa*, *C. crenata*),  
75  
*āmīhtan*, to mix, 293  
*amrās*, *amrāz*, plow, plow column (Ahar), 263  
*'anāb*, French jujube tree (*Ziziphus vulgaris*),  
75, 93, 287  
*anār*, pomegranate, 232, 245  
*anār-e jangālī*, wild pomegranate, 233  
*andām kardan*, to turn the outside (Rašt), 92  
*andang*, husking mill (Alburz), 290  
*andāzeh*, measure, yard, quantity, 61, marking  
gauge block, 80  
*andāzehgīr-e dāheli*, inside calipers, 61  
*andāzehgīr-e hārejī*, outside calipers, 61  
*andāzehgīr-e pič*, screw pitch gauge, 61  
*andāzeh-gīrī*, marking off, measuring†  
*andāzeh-maidān*, standard brick size, 110  
*angāreh*, shaped but unfinished stone block, 131  
*angereh*, wool pad, 222  
*angoštāneh*, *anguštāneh*, thimble, finger protection,  
99, 228  
*angoštar*, finger ring, 32, thimble, 228  
*angošteh*, socket on scoop blade, 268  
*angūrēn*, vinedresser, 271  
*angurdān*, wine press\*  
*angūrzān*, vinedresser, 271  
*anjūlī*, Transcaspian iron wood (*Paxotia persica*),  
(Caspian provinces), 75  
*anjīr*, fig (*Ficus carica*), 245  
*aqāqī*, *aqāqiyā*, acacia tree (*Acacia spp.*), 75  
*aqāqī-ye jangālī*, a forest variety of acacia, 75  
*āqčeh-agāč*, elm tree (*Zelkova crenata*) (Tur-  
coman steppe), 75  
*āqčeh-qaiyīn*, maple tree (*Acer mouspesassulanum*),  
(Caspian provinces), 75  
*'aqrabak*, fork on spinning head, 46  
*āqī*, elder tree (*Sambucus niger*), 75  
*ār*, ash tree (*Fraxinus excelsior*, *Fraxinus oxyphylla*),  
(Širāz), 75  
*'arāba*, ship mill, 259  
*arābeh*, four-wheeled truck, 89  
*'araq-gīr*, saddle cloth, 218  
*'araq kardan*, to vaporize, 163  
*ārī*, hand mill, quern (Isfahān) dialect for  
*ārdī*, 232  
*ārd*, flour, meal, 279  
*ārdāl*, skid or cross beam-of threshing wain  
(Isfahān), 274  
*ārd-bīz*, flour sieve\*  
*ārd-e daštārī*, fine meal, 295  
*ārd-e dūreh*, flour jar, 157  
*ārd-e gandom*, wheat meal, 196  
*ārdeh*, ground sesame seed, 302  
*ārd-e ḥošk*, whole meal, 196  
*ārd-e jou*, barley meal for tanning, 231, 233  
*ārd-e jou-ḥayrīdeh*, swelled (hides), 231  
*ārd-e jou kardan*, to swell (hides), 231  
*ārd-e sāh*, horn meal for steel hardening, 59  
*ardī*, heavy ceiling joist (Širāz), 79  
*ārd-ō-namak*, tanning mixture, 233  
*argavān*, Judas tree (*Cercis siliquastrum*): see  
*arjavān*, 75  
*arjan*, wild bitter almond tree (*Amygdalus spp.*),  
75  
*arjavān*, Judas tree (*Cercis siliquastrum*): see  
*argavān*, *arjavān*, 75  
*arrec*, weaver's temple, broad holder, 205  
*arreh*, saw, 79, pruning saw, 271  
*arreh-āhambor*, hacksaw, 60  
*arreh-bāgāl-šīšbor*, inlay work saw, 93  
*arreh-borēst*, tenon saw, 82  
*arreh-čakeh*, *arreh-čakī*, a small bow saw, 82  
*arreh-dandeh-dorošt*, coarse saw, 99  
*arreh-dandeh-rīzeh*, fine saw, 99  
*arreh-dastī*, hand saw, 82  
*arreh-dehandeh*, sawyer on top of jack leading the  
saw, 80  
*arreh-dom rūbāh*, hand saw, 82  
*arreh-dō-sar*, two-handed saw, 79



- arreh-felezzbor*, metal cutting saw†  
*arreh-kalāfi*, bushman's saw, 82  
*arreh-kamāneh*, hacksaw, bow saw, 60  
*arreh-kamāni*, hacksaw, bow saw, 60, bushman's saw, 82  
*arreh-kamāni-dastī*, hacksaw†  
*arreh kardan*, to apply saw cut for bookbinding, 237  
*arreh-kas*, Sawyer of a team who pulls the saw, 79, 80  
*arreh kašidan*, to saw, 79  
*arreh-koneškāf-bor*, arris-cutting saw†  
*arreh-laṭīf*, small hand saw, 82  
*arreh-māri*, hole saw, 82  
*arreh-māšū*, bow saw, 80, 82  
*arreh-mošābāk*, fretsaw, 60  
*arreh-mūhi*, fretsaw, 82, 98  
*arreh-mū'i*, fretsaw†  
*arreh-qamūdan*, to saw†  
*arreh-navāri*, band saw†  
*arreh-nōki*, hole saw, 82  
*arreh pošt-dār*, tenon saw†  
*arreh-qabāreh*, *arreh-qavāreh*, bow saw, 80, 82  
*arreh-qat'kon*, cross-cut saw, 82  
*arreh-rūkaš-bor*, vincer-cutting saw†  
*arreh-sareš-qat'kon*, inlay saw\*  
*arreh-tarh-e farang*, tenon saw, 82  
*arreh-tarh-e farang-bor*, arris-cutting saw†  
*arreh-tīzbor*, hole saw†  
*arreh-ye zir-zan*, *arreh-zir-zan*, saw cutting to root of tooth, 99  
*arreh-zabāneh-bor*, dovetail-cutting saw†  
*arreh-zargāri*, jeweler's fretsaw, 34  
*arreh-zarīf*, small hand saw, 82, fine-cutting saw†  
*arūčak*, bearing for spinning head pulley, 46  
*arūsak*, loom pulley, 204  
*arzan*, millet, 242, 275, 277, 291  
*arzīz*, lead, 161  
*āš*, mixture of salt and barley meal, 233  
*āsak*, glaze mill, frit mill, 151  
*āsak-e āb-sāb*, wet quern, 151  
*āsak-e rū'i*, upper millstone (runner), 277  
*āsak-e zīri*, lower millstone (bed), 277  
*axal*, honey, 295  
*āšām kašidan*, to spread sheaves on threshing floor, 273  
*asbarg*, a yellow dye from *Delphinium zalil*, see *asbarg*, 191  
*āšer*, backing boards for gluing inlay slices, 96  
*āsid*, soldering flux, 61  
*āsi(n)*, fork (Širāz), 275, 276  
*āsiyā*, mill, hand mill, quern, 131, 277  
*āsiyā-āzan*, dressing pick for millstone, 279  
*āsiyāb*, mill, quern, 151, 277  
*āsiyā-bād*, windmill (Hōrāsān), 284  
*āsiyābān*, miller, 279  
*āsiyāb-e ābsāb*, wet grinding mill, 151  
*āsiyāb-e bādī*, windmill, 284  
*āsiyāb-e čarh*, water mill, mill driven by water wheel, 282  
*āsiyāb-e hoškehsāb*, dry grinding mill, 151  
*āsiyāb-e konjed*, sesame mill, 302  
*āsiyāb-e nouāneh*, mill with wooden penstock, 282  
*āsiyāb-e pari*, mill driven by water wheel, 280  
*āsiyāb-e landūreh*, free jet water mill, 280  
*āsiyā-dastī*, hand quern, 277  
*āsiyāgar*, millwright, 279  
*āsiyā kardan*, to grind, to mill, 277  
*āsiyā tīz kardan*, to dress a millstone, 279  
*āsiyā-zan*, millwright, 279  
*askari*, a grape variety, 244  
*āsmān-negāh*, underground water channel depending on rain for supply, 254  
*āšormeh*, shoulder belt of harness (Isfahān), 275  
*aspak*, peg riding on millstone, 288  
*āspareh*, mill rind (Jahrum)\*, millstone couplings, 52  
*asparg*, a yellow dye, 191  
*aspisi*, lucerne, alfalfa (*Medicago sativa*), 243  
*āsporeh*, bearing block (Širāz), 278  
*āššār*, oil miller, 296  
*āššār-hāneh*, oil mill, 296  
*āššāri*, oil mill, 296  
*āstāneh*, doorsill, threshold, 86  
*āstar*, lining of shoe upper, 230, fancy paper (book), 237  
*āstarhān*, edge roller mill (Kāsān), 296  
*āsturlāb-e haṭṭī*, *asturlāb-e haṭṭī*, linear astrolabe, 21  
*āsturlāb-e kūrī*, *asturlāb-e kūrī*, spherical astrolabe, 21  
*āsūneh*, doorsill, 86  
*asvarg*, yellow dye from *Delphinium zalil* (cf. *asbarg*), 191  
*āteš dādan*, to fire (ceramic ware), 166  
*āteš-gāh*, fire hole in kiln, 116, 126  
*āteš-hāneh*, fireplace of baking oven, 292, of brick kiln, 116, 159  
*āteš-kār*, *āteš-kārī*, forging, 36  
*atīq*, the antique steel, 55  
*atīqeh-sāz*, stone paste potter, 151, 165  
*atīqeh-sāzī*, making of stone paste ware, 151  
*atrāf*, edge, 158  
*atrāf sāvidan*, to clean the edges, 158  
*āvers*, Cypress tree (*Cupressus sempervirens*) (Caspian provinces), 75  
*āvīz*, suspended stirrup of balance, 63  
*āvīzān*, pivot point of balance, 63  
*āyīneh*, mirror, 88  
*āyīneh-dardār*, mirror with doors, 88

- āzād-borī*, setting of saw-teeth†  
*āzāl*, plow (Kalārdašt), 264  
*āzāl-e jed*, plow (Kalārdašt), 264  
*āzād*, elm tree (*Zelkova crenata*), 75, 77, 262  
*āzangū*, hoop on file cutter's bench, 58  
*azār*, cedar tree (*Cedrus spp.*), 75  
*azdār*, elm tree (*Zelkova crenata*) (Caspian provinces); cf. *āzād*, *azār*, 75  
*āzel*, plow (Alburz); 264  
*azgīl*, medlar tree (*Mespilus spp.*), 75, 77, 92
- bā āb sāf kardan*, to smooth over with water, 153  
*bābak*, vertical arm of reed batten, 204  
*bāčeh-fanar*, smallest leaf in laminated spring, 90  
*bāčeh-gord*, shed rod (Širāz), 200, 214  
*bādām*, almond, almond tree (*Amygdalus communis*), 75, 245  
*bādām-bun*, almond tree (*Amygdalus communis*)\*  
*bādām-e aržan*, sweet almond (*Amygdalus orientalis*), 75  
*bādām-e boḥūrak*, sweet almond (*Amygdalus orientalis*), 75  
*bādām-e kāgzi*, sweet almond (*Amygdalus fragilis*), 75  
*bādām-e kūhī*, mountain almond (*Amygdalus scoparia*), 75  
*bādām-e širīn*, sweet almond (*Amygdalus dulcis*), 75  
*bādām-e talḥ*, bitter almond (*Amygdalus amara*), 75  
*bādāmī*, chisel with almond-shaped face, 36, 37  
*bād dādan*, to winnow grain, 275  
*bad-dum*, unsafe roof of underground water channel, 253  
*bād-e šad-ō-bīst rūz*, "Wind of the 120 days," a seasonal wind, 284  
*bād-gir*, ventilation shaft, wind catcher, 15  
*bād kāhrā bordan*, to let the wind carry the chaff away, 276  
*bād kardan*, to blow glass, 170  
*bād-kaš*, surgeon's cupping glass\*, air duct, 292  
*bādrank*, lemon tree (*Citrus medica*), 75  
*badreqeh*, fancy paper (book), 237  
*bādū*, mine ventilation shaft, 15  
*badūmak*, end batten of reed, 195  
*bāfandeh*, weaver, 203  
*bāfi*, fabric\*, weaver's cross, 184, lease, 204  
*bāftan*, to weave, to plait, 219  
*bāftan-e gālī*, to knot a carpet, 215  
*baḡal*, edging of cloth shoe, 230  
*baḡal-band*, sole of plowshare, 266  
*baḡal borīdan*, to cut sides of comb, 99  
*baḡal-bur*, division in course of underground water channel, 253  
*baḡal-e dōrāheh*, sash plane, 84, a certain molding profile, 84
- baḡal-šīš*, triangular inlay bead, 94, 95  
*baḡal-šīš-e sabz*, green inlay bead\*  
*baḡal-šīš-sāvi*, filing block for triangular beads, 94  
*bāham kardan*, to align quires for bookbinding, 237  
*bahār-āb*, underground water of temporary nature, 254  
*bahreh*, wooden spade\*  
*baḥs*, dry land farming (Dārāb)\*  
*baḥšī*, dry land farming, 271  
*bāhū*, door frame, 86  
*bāhū-pāšneh*, outer stile of door frame, 86  
*bāhū-pišneh*, inner stile of door frame, 86  
*baigāh*, opening for water in raised border, 269  
*bālak*, maple tree (*Acer insigne*) (Gilān), 75  
*bairam*, crowbar, 180  
*baj*, dry land farming (Tangestān)\*  
*bāj-dār*, floor bearer (Širāz), 107  
*bājir*, fallow land\*  
*bā-la'āb*, glazed\*  
*bālā gereftan*, to throw clay, 155  
*bālank*, lemon tree (*Citrus medica*), 75  
*bālāpī*, wheel of the vertical windmill (Sistān), 286  
*bālā qabzeh gereftan*, to draw clay up during throwing, 155  
*bālā raftan*, to come forward (thread in chain stitch) (Rašt), 218  
*ba'lāveh-sir*, ash tree (*Fraxinus excelsior*) (Caspian provinces), 75  
*bālā-ye čakoš*, hammer peen†  
*bāleh*, spade (Varāmīn)\*  
*bālešak*, pincushion, 227  
*bālešmak*, bearing in cotton gin (Kāšān), 180, rubbing block on edge runner pole, 296  
*bālešmak-dān*, wooden bearing block in cotton gin (Kāšān), 180  
*bālešmeh*, wooden bearing, 283  
*bāleštak*, bearing of rolling mill, 33, pincushion, 228, supporting pole, 288  
*bālišmeh* = *bālešmeh*, 283  
*bālištak* = *bāleštak*, 33  
*balk*, loop connecting yoke to plow beam (Varāmīn), 262  
*ballūt*, oak tree (*Quercus castaneifolia*, *Q. iberica*, *Q. atropatena*, *Q. persica*), 75, oak wood\*  
*baltak*, *bāltak*, iron part of wheel axle, 155  
*bām*, mud roof, 114, horizontal bar of windlass, 258  
*ban*, hard wood for tool handles (Širāz) (*Pistacia acuminata*), 75  
*bān*, myrobalan tree (*Prunus cerasifera*); cf. *vān*, 75  
*banabšāl*, *banafšāl*, wedge in carpenter's plane (Išfahān), 82

- bānd*, bucket handle, 15, transmission cord, 44, 46, 47; brick joint, 113, dām, 246, joint in pottery, 165, rope belt, 221, yoke rope, 256, 267, a pair of bullocks, plowland\* }  
*bandak*, potter's cutting wire or thread, 155, cotton cleansed of its seed\*  
*band-e āb*, water storage dam, 246  
*band-e āb-kaš*, rope of water well, 258  
*band-e čarḥ*, rope of windlass, 109, 258, transmission cord of twisting wheel (Kāšān), 196  
*band-e gāv*, a yoke of oxen (Nāīrīz, Kermān)\*  
*band-e gord*, heddle; heald (Šīrāz), 215  
*bānd-e hongī*, rope made of rushes, 156  
*band-e kār*, lathe adjustment, 91  
*band-e kenāreh*, reinforced carpet edge, selvage, 217  
*band-e mil*, lathe adjustment, 91  
*band-e paričeh*, rope made from palm fiber, 156  
*band-e semiyān*, tie between yoke and plow beam, 262  
*band-e tōmūn*, tablet weaving\*  
*band-kašī*, joint in face-brick work, 113  
*bandok*, plant used for potash production, 161  
*bānēgā*, bent beam forming plow sole and stilt (Kalārdašt), 264  
*baneh*, Persian turpentine tree (*Pistacia acuminata*, P. Khinjuk), 75  
*bāneh*, rim of cloth shoe, 229  
*bānkeh*, fruit-preserving jars (Šīrāz), 170  
*bannā*, builder, bricklayer, 108  
*bannīy*, stand to hold silk, winding eyelet (Yazd), 183  
*baqaleh*, *bāqelā*, broad beans, 245  
*baqam*, *baqem*, logwood (*Haemotoxylon campechianum*); 75, 93  
*baqāreh*, reel holding round wire in flattening rollers (Šīrāz), 45  
*baqem-e benafš*, logwood (*Haemotoxylon campechianum*), 75  
*baqem-e qermez*, sapan wood (*Caesalpinia sapan*), 75  
*baql*, vegetable, 245  
*baqlat*, *baqleh*, beans, leguminous plant, 245  
*baqāl*, *baqūlāt*, vegetables, 245  
*bār*, nonprecious content in gold and silver alloys, 33, manure (Būjnurd)\*  
*barāk*, board between plow sole and beam (Išfāhān), 264  
*bar-aks*, face-down, reverse, 123  
*bārāndār*, water bailiff (Horāsān), 255  
*bar-andāz*, peg locking breastbeam of loom (Yazd), 204  
*bā rang māhlūt kardan*, to mix oxides into frit, 164  
*barāstī*, ruler, straight-edge (Šīrāz), 81  
*barbarī*, thick flat bread (Tehrān), 295  
*bardū*, threshing wain (Horāsān)\*  
*bargardāndan*, *bargardānīdān*, to rewind, reverse, 45, to turn upside down, 156  
*barg-e mou*, leaf of the grapevine, a dyestuff, 191  
*barg-e qītarān*, leaves of *Chrizophora tinctoria*, a dyestuff, 192\*  
*bār gērestan*, to take a lump of boiled sugar, 301  
*barg-e tūt*, mulberry leaf, 183  
*barīz*, frit-kiln, 158, 161  
*barjesteh*, relief work, repoussé work, 35, 36, 166  
*barjesteh-kār*, relief work, repoussé work, 35  
*barjesteh kardan*, to chase (metal), to do repoussé work, 36  
*barjīn*, threshing wain (Fasā, Dārāh)\*  
*bār kardan*, to stretch yarn from wall to wall (Kāšān), 196  
*barm*, sluice gate in irrigation channel (Fasā)\*  
*bar miḥakk-zadan*, to essay, to test on a touchstone, 33  
*barōšāl*, wedge of carpenter's plane (Šīrāz), 82  
*bārīz*, manured land (Būjnurd)\*  
*bār-šūrī*, to wash crushed whiting in a vat, 300  
*bārūt*, gunpowder, 59, 127, 131  
*bārūt-dān*, powder horn, 59  
*bārūt-e šīdūd*, smokeless gunpowder, 59  
*bārūt-sāyī*, powder measure, 59  
*bārūt-sāz*, gunpowder maker, 59  
*baš*, weaving comb, 220  
*bašrī*, blades of Basra steel and forged there, 55  
*bast*, a row of molds tied together, 19, hinge, hasp, 70, metal decorations on trunk, 88, overlap joint of mat, 220, measure for the flow of water, 255, raised border in irrigated fields, 268, steel tire, 286, 288  
*bastan*, to spin silk cocoons, 183  
*bastan be gir*, to tighten a workpiece in the vice†  
*basteh*, bundle of bamboo, rushes, 219  
*bast-e pičī*, a G-clamp†  
*bast-e pičī movāzeh*, parallel clamp, toolmaker's clamp†  
*bātāl*, clay-lime mixture used for house foundation (Šīrāz), 108, mortar, 113  
*batūneh*, putty, lining of window panes, 86  
*bā'ū*, door frame, 86  
*bā'ū-daftīn*, vertical batten of reed frame (Yazd), 204  
*bāz āidan*, to open up a felt cap, 223  
*bazdarak*, small yoke for single oxen, small harness (Behbehān), 257  
*bāzī*, windmill spoke (Sīstān), 287  
*bāz kardan*, to stretch, 24  
*bazr*, *bazr*, seed, linseed, 296  
*bazr-hāneh*, oil mill, 296  
*bāzū-band*, amulet container, armlét, 32  
*bāzūleh*, threshing wain (Varāmīn, Semnān)\*

- bāzūneh*, plow column (Isfahān), 263  
*bāzū-ye arreh*, upright part of a bow saw†  
*bāzū-ye dafūn*, vertical basten of reed frame (Isfahān), 294  
*be dīwār naṣb kardan*, to attach mosaic panel to wall, 123  
*behānij*, foreign steel blades with coarse grain, 55  
*beleskeh*, mill rind\*  
*benabś*, *benafś*, violet colored\*  
*ben-gūb*, plow sole (Alburz), 264  
*be qāleh zadan*, to place in a mold, 157  
*bērak*, bottom roller, guide roller (Behbehān), 257  
*berenj*, brass, 13, 18, 94, rice, 242, 289  
*berenjil*, castor bean\*  
*berenj-kūb*, rice pounder, husker, 290  
*berenj-safīd kardan*, to husk rice, 290  
*berz*, broken-up oil cakes, lumps of oil cakes, 299  
*bezān*, harrow, 266  
*bid*, willow (*Salix micans*, *S. fragilis*), 75, 160, 302  
*bidanjir*, castor bean, 296  
*bid-anjūbīn*, willow (*Salix fragilis*)\*  
*bid-e jūdān*, *bid-e jūkānak*, *bid-jūdān*, a willow variety (*Salix zygostemon*), 75  
*bid-e majnūn*, weeping willow (*Salix babylonica*), 75  
*bid-e mi' allaq*, weeping willow (*Salix babylonica*), 75  
*bid-e siyāh*, a willow variety (*Salix sp.*), 75  
*bid-e heštī*, *bid-heštī*, a willow yielding willow honey (*Salix fragilis*), 75  
*bid-e zard*, a willow variety (*Salix acmophylla*), 75  
*bid-mašk*, musk willow (*Salix aegyptiaca*), 75  
*bihtan*, to sift, to strain, 151, 302  
*bil*, spade, shovel, 52, 109, 260  
*bilak*, weeding spade, 271  
*bil-dāsteh*, heddle of zilū-loom, 219  
*bil-e ābyārī*, irrigation spade, 261  
*bil-e kār*, well-sinker's short-handled spade, 252  
*bil-e zamīn-kanī*, digging spade, 261  
*bil kōdān*, to dig with a spade, 261  
*billūr*, crystal, rock crystal, glaze; cf. *bullūr*, 151  
*bil-nōki*, spade with turned-over edge, 261; pointed spade, 260  
*bil-pākkon*, wood for cleaning spade, 261  
*binā kardan*, to build, to erect a building, 108  
*birkeh*, cistern, reservoir; cf. *burkeh*, 258  
*birnahīnī*, the "female iron"; viz., wrought iron, 55  
*birūn kardan*, to place dyed yarn in the open for drying, 194  
*bōggeh*, *bōgeh*, bundle of bamboo or rushes, 219  
*bohāri*, oven, room heater, boiler, 30  
*bohāri-sāz*, oven maker, 30  
*bohār-kaś*, steam outlet of samovar, 29  
*bojārī kardan*, to winnow (Isfahān), 275  
*bōkū*, *bōkūb*, ramming iron, 18  
*boland kardan*, to put bricks upright, 116  
*bolqū*, reamer (Sirāz), 60  
*bolūr*, see *bulūr*, 160  
*bon*, lap or rim on vessel, 24  
*bondog*, nicker tree (*Caesalpinia bonducella*), 75, 161  
*boṛādeh*, filings, scrapings, 60  
*bōrak*, borax, 61  
*borch*, threshing wain (Fārs)\*  
*borś*, notch in adjusting board, 203, notch in harness device, 204  
*borś dādān*, to trim, 238  
*borś kardan*, to shear\*  
*borīdān*, to cut plaster ornament, 135; to cut, to tailor, 233; to cut velvet pile, 209; to rip timber with rip saw†  
*boṛīdan bā arreh*, to saw firstwork, 73  
*boṛīdan darajeh*; to cut off the riser, 18  
*bōrīdegī*, groove for mill rind, 278  
*borīdeh*, roughened, 288, 290  
*borj-e kaftar*, pigeon tower, 270  
*born*, light ceiling joist (Sirāz), 79  
*boronz*, bronze, 18  
*boras*, brush, 166  
*boras-e souhān*, filé-cleaning brush†  
*borqū*, reamer (Sirāz, Isfahān); cf. *bolqū*, 60  
*borqū-lūleh*, tapered pipe reamer (Sirāz), 60  
*borqū-motaharrek*, adjustable reamer (Sirāz), 60  
*borreh*, threshing wain (Sirāz), 273  
*borreh kašūdan*, to thresh (Sirāz), 273, 275  
*bōteh*, crucible, 19, a certain embroidery design, 219  
*botō*, clay-lime paste used for foundations (Sirāz), 168  
*boučāl*, bobbin winder\*  
*boujār*, sifter, winnower\*  
*boz*, goat, 177  
*ḡulat*, steel, 9  
*buleh*, small hoe (Gilān)\*  
*bulūr*, glass, frit, glaze, rock crystal, 160  
*būm*, background of an ornament, 37, warp, 209, main warp of velvet loom, 209, quilt field, 227  
*būm dādān*, to spread on the ground\*  
*būm-e kār*, rear beam of loom, 209  
*būmgerd*, round-edged plaster molding knife, 135  
*būm-ḡor*, plasterer's molding knife with concave edge, 135  
*būmkan*, subterranean dwelling (Sivand)\*  
*būmkanol*, subterranean dwelling, 102  
*būm kardan*, to dry, 302  
*būm-kanī*, plasterer's deep cutting knife, 135  
*bunch*, agricultural implements (Varāmīn)\*

- būra*, *būrāk*, *būrak*, *būrāq*, *būraq*, *būreh*, borax, 52, 61, 147  
*buriš*, see *boreš*, 204  
*būriyā*, reed mat, plaited mat, 219  
*būriyā-bāf*, mat braider, 219  
*būriyā-bāflan*, to plait mats, 219  
*būriyeh*, reed mat, 219  
*burkeh*, *burqā*, cistern, reservoir; cf. *birkeh*, 258  
*būsh*, plow column (Surmaq), 263  
*būsū*, board between plow sole and beam (Varāmīn), 264  
*būteh*, crucible; cf. *bōteh*, 19, 33  
*buzbarak*, *buzbarg*, maple tree (*Acer laetum*) (Caspian provinces), 76  
*buzgajj*, pistachio tree (*Pistacia khinjuk* Stocks)\*  
*buzvalak*, maple tree (*Acer laetum*) (Caspian provinces); cf. *buzbarak*, 76
- čā*, shaft in primitive lime-burner's kiln, 126  
*čāb*, lifting wedge (Širāz), 281  
*čādār*, ryc, 242  
*čādor-bāf*, cloth weaver, 205  
*čādor-šab*, piece of cloth worn around waist (Māzandarān), 204  
*čādūnī*, grain hopper (Isfahān); cf. *čāldūnī*, 278  
*čağejak*, pole of threshing wain (Hamadān), 275  
*čāh*, well, vertical shaft of *qanāt*, 246, 252, 256  
*čāh-āh*, *čāh-ābī*, animal-operated well, water well, 256  
*čāhār-čūb*, frame of gem cutter's bench, 39, door frame, 86, frame of bow saw, 82, trestle, 112  
*čāhār-gūš kardan*, to forge square\*  
*čāhār-lā*, four-ply thread, 197  
*čāhār-pāreh*, deer shot, 59  
*čāhār-pāyeh*, stand of rolling mill\*, frame of gold thread spinning device, 47, frame of wire drawing bench, 43, frame of roper's reel, 221  
*čāhār-qolāb*, spinning head, 221  
*čāhār-sāh*, winnowing fork\*  
*čāhār-selli*, a brick profile (Širāz), 123  
*čāhār-tanhuš*, wild pistachio (*Pistacia* spp.)\*  
*čāhār-yak*, quarter brick, 112  
*čāh-āteš-hāneh*, fire place, 160  
*čāh-e dastī*, hand-operated well, 258  
*čāh-e kelid*, key notch, 66  
*čāh-hū*, well-sinker, *qanāt*-builder, 251  
*čāh-kan*, well-sinker, 256  
*čaḥmā*, *čaḥmāh*, flint, firing lock of gun flint, 160  
*čaḥmāh-daštī*, flint stones on threshing board (Āzarbaijān), 274  
*čaḥmāq*, flint, quartz; cf. *čaḥmāh*, *caqmāq*, 160  
*čāh-rāh*, spill of water mill, 282  
*čāhrāk*, water basin (Behbehān), 257  
*čāk*, cotton dresser's mallet, 180, 181  
*čāk*, winnowing fork, 276  
*čāk-e ḥalqeh*, notch in padlock shackle, 69  
*čākeh kaḡdan*, to condense, 163  
*čakoš*, hammer, 15, 38, 51, 80  
*čakoš-e čāhār-sūk*, square-faced hammer, 24  
*čakoš-e čārsū*, flat hammer, square-faced hammer (Širāz), 22, 26  
*čakoš-e čūbī*, mallet, 26, 84, 127  
*čakoš-e dam-bārik*, narrowpeen hammer, 26  
*čakoš-e dam-gerd*, round-faced hammer, 26  
*čakoš-e dōbahri*, edging hammer, 26  
*čakoš-e kaf*, stretching hammer, 22, 26  
*čakoš-e maḡbaqeh*, carpenter's hammer, 84  
*čakoš-e maḡvaqeh*, carpenter's hammer (Širāz), 84  
*čakoš-e miḡ-kaš*, claw hammer, 60  
*čakoš-e miḡparē*, *čakoš-e miḡraqeh*, riveting hammer, 26, 60  
*čakoš-e na'ibandī*, farrier's hammer, 54  
*čakoš-e na'le'īn*, heavy hammer for upsetting edge of horse shoe, 54  
*čakoš-e parēkon*, riveting hammer, 26  
*čakoš-e qalamzani*, hammer for metal chasing work, 36  
*čakoš-e sinehdār*, ball hammer, 26  
*čakoš-e taḡā-kūbī*, gold-inlayer's hammer, 41, 42  
*čakoš-ḥuor*, malleable, 23  
*čakoš-ḥuordan*, to bend the rim, 24  
*čakoš-kārī*, heating of metal, hammer work, 22, 24  
*čakoš zadān*, to beat out an ingot, to hammer, 22  
*čāl*, pit, 109, 161, pit to receive molten metal, 16, clay-soaking pit\*, glass-melting pan, 169, pit to receive molten frit\*, furnace hearth, 159, 161, dynamiting hole, 130  
*čalak*, hook to keep weaver's shed open, 208  
*čāldūnī*, grain hopper, lower hopper; cf. *čādūnī*, 278, 279  
*čāl-e čūb-borī*, *čāleh-čūb-borī*, saw pit, 79  
*čāleh*, groove for cleaning, 31, mortar basin, 290  
*čālehdān*, lower hopper, 279  
*čāleh-par*, water wheel (Alburz), 280  
*čālōr*, stone pot half finished (Mašhad), 131  
*čaltūk*, unhusked rice, paddy, 271, 290  
*čālīj*, pick for dressing millstone, 279  
*čām*, canvas, coarse linen used for windmill sails, 285  
*čāmbal*, circular hoop; cf. *čāmbar*, 252, 257  
*čāmbač*, guard on gem cutter's wheel, 39, circular hoop, 252  
*čāmbaqeh*, armrest cushion, 181  
*čāmpch*, a rice variety (Širāz), 242  
*čāmpch*, fabric used for upholstery, 90  
*čān*, threshing wain (Hamadān), 273  
*čāndal*, Persian name for Arabic *sandal*, *qu.*, 76  
*čānd lā'ī kardan*, to make veneer†

- čāneh*, see *čāneh*, 152  
*čāng*, hooked link at balance beam, 63  
*čāngal*, *čāngāl*, fork, 29, threshing wain, 274  
*čāngām*, peg holding mat loom (Māzandarān), 220  
*čāngāz*, hook on twisting wheel (Kāsān), 196  
*čāngeh*, iron spiked harrow, 52  
*čān-kas*, draw, harness of threshing wain (Hamādān), 275  
*čāpāndan*, to ram, to compact molding sand\*  
*čāpāpī*, red dogwood (*Cornus sanguinea*), 76  
*čāpeh*, scale of balance, 63  
*čāperāseh*, *čāperāsteh*, S-shaped hook (Horāsān), 267  
*čāp kardan*, to stretch out (dough), 293  
*čāp-ō-rāst*, S-shaped hook on balance, 63, set of a saw, 82, warp cross, 184, 204, 215  
*čāqmāq*, flint, flint lock; cf. *čāhmāh*, *čāhmaq*, 160  
*čāqū*, pocket knife, 56, wood carver's chisel, 98, plaiter's knife, 221  
*čāqū-sāz*, cutler, knifsmith, 55  
*čāqū-tīzkon*, cutlery grinder, 57  
*čār*, weaving shed (Isfahān), 204, threshing wain (Damāvand), 273  
*čār*, brushwood used for fuel, 176, 159  
*čārak*, quarter man weight, 62, 65, quarter brick, 112, 122  
*čārak-kār*, *čārak-kār*, weaving shed, 264  
*čārak kardan*, to arrange bricks to an ornamental form, 123  
*čārangeleh*, spokes of large gear wheel, 283, frame of groove-milling device, 87  
*čārūbeh-ye dastgāh*, lathe frame, 132  
*čārdevār*, scoop (Azarbaijān)\*  
*čārēh*, winch, windlass, 109, 251, rollers, rolling mill, 33, 40, grinding wheel, 39, gear wheel, 43, 184, cart wheel, 90, grinding bench, 57, potter's wheel, 154, cotton gin, 180, heddle pulley, 205, wheel-driving roper's reel, 221, windlass pulley, 256, threshing wain, 273, water wheel, 280  
*čārēh-e ālatsāz*, groove-milling device, 87  
*čārēh-e āsiyāb*, mill wheel, water wheel, 280, 282  
*čārēh-e bačeh*, reeling wheel (Kāsān)\*  
*čārēh-e bīd*, willow wood disk, 40  
*čārēh-e čāh*, winch, pulley above well, 109, 258  
*čārēh-e čarmī*, leather-covered disk, 40  
*čārēh-e čehel tābī*, rotary warp winding frame, 185  
*čārēh-e dūvāl*, copper-polishing lathe, 26  
*čārēh-e golābatūnsāz*, gold thread spinning machine, 46  
*čārēh-e hakkāk*, *čārēh-e hakkākī*, gem cutter's polishing machine, cutting wheel, 37, 39  
*čārēh-e halabīsāz*, beading rollers\*  
*čārēh-e harman-kūbī*, *čārēh-e harman-kū'i*, threshing wain, 274  
*čārēh-e jelā*, intermediate smoothing wheel, 40  
*čārēh-e kalāfeh*, spool winder, 183  
*čārēh-e kamāneh*, bow-operated lathe, 34  
*čārēh-e kūzehgari*, potter's wheel, 154  
*čārēh-e lōhanān*, cotton gin, 180  
*čārēh-e maftūl-kāšī*, coarse wire drawing wheel, 43  
*čārēh-e māsūreh*, winding wheel, 183, 189  
*čārēh-e mateh*, fiddle drill, 167  
*čārēh-e nah-kūbī*, wire-flattening rollers, 45  
*čārēh-e nah-rīstī*, spinning wheel, 185  
*čārēh-e nah-tābī*, gold thread spinning bench, 46  
*čārēh-e pā*, treadle disk, 154  
*čārēh-e pardāhl*, polishing block of gem cutter, 37  
*čārēh-e rīsanūdehgi*, spinning wheel (Nā'in), 185  
*čārēh-e rīseh*, spinning wheel\*  
*čārēh-e rīsmān-tāb*, cord-making reel, 221  
*čārēh-e sangtarāš*, grinding wheel, 57  
*čārēh-e sīmpīčī*, gold thread spinning wheel, 46  
*čārēh-e sōmbādeh*, grinding wheel, emery wheel  
*čārēh-e tābī*, twining wheel, 184  
*čārēh-e tāiāb-tāb*, ropemaker's reel, 221  
*čārēh-e var-tābī*, twisting wheel (Kāsān), 196  
*čārēh-e vaškār*, cotton gin (Kāsān); cf. *vaškār kardan*, 180  
*čārēh-e zarī*, gold thread spinning machine, 46  
*čārēh gardāndan*, to roll metal, 33  
*čārēh kardan*, to cut a groove\*, to wind onto bobbins\*, to dress a millstone, 279  
*čārēh-pīč*, stay rope on windlass\*  
*čārēh-zan*, wheelwright, 89  
*čārī*, bobbin, spool, 183  
*čārī-hāneh*, bobbin stand (Yazd), 184  
*čarm*, leather for bellows, 101, leather hide, 230, leather for coach hood, 90, leather lining wheel bearing\*, leather rim edge, 229  
*čarm-e būmī*, local skin, 231  
*čarm-e dūl*, leather for bucket\*  
*čarm-e gāv*, cow hide, leather bag used by well-sinker, 252  
*čarm-e zāqī*, tawed leather; cf. *zāq*, 231  
*čarm-e zūr-e zeh*, leather protecting bow string, 180  
*čarm-gar*, *čarm-sāz*, leather trimmer, 232  
*čār-pāyeh*, loom frame; cf. *čāhār-pāyeh*, 204  
*čārū*, waterproof mortar, 113, mill race, 282  
*časb*, glue, adhesive paste, 39  
*časbāndan*, to glue, 238  
*časbāpūdeh*, cemented, 132  
*časb-e kandeš*, adhesive to glue turquoises to grinding stick, 39  
*časb-e šakar*, sugar syrup used for pottery ornamenting, 166  
*časbīdan*, to glue, to paste, 166, 238  
*časb kardan*, to join, to cement, 166  
*čāsm-bandeš*, blinkers, 297  
*čāsmeh-bulbul*, a certain embroidery design, 219

- čānī*, percussion cap, 59  
*čāndar*, rye, 242  
*čāfī*, hasp, 88; door chain, larch catch, 52  
*čāfīeh*, wall foundation, 108  
*čāngār*, tinker, iron worker\*  
*čāgūr*, animal manure, especially pigeon manure, 270  
*čēlu*, cross harness (Kāsān), 206  
*čēleh*, warp (Išfāhān), 184, 203, 214; string of cotton bow, 180; main warp of velvet loom, 209; warp ball (Yazd), 185  
*čēleh dādārī*, warping frame (Yazd), 184  
*čēleh dāzan*, warping frame (Kāsān), 214  
*čēleh dāzārī*, warping frame (Kāsān), 203  
*čēleh dērdān*, to wind a warp (Kāsān), 214  
*čēleh-kāfī*, warp winder, 215  
*čēleh kāšān*, to wind a warp, 214  
*čēleh-pī*, warp-winding peg, 185  
*čēleh-rūī*, upper warp, 206  
*čēleh-tān*, warping frame, 184, 203  
*čēleh-zāmīneh*, lower warp, 206  
*čēlō*, boiled rice\*  
*čēlīnk*, unhusked rice; paddy; see *čēlīnk*, 271, 280  
*čēlm*, warp, 203  
*čēnār*, plane tree (*Platanus orientalis*), 76, 81  
*čōngē*, miner's lamp, 15  
*čōngē-alkārī*, spirit lamp for soldering†  
*čōngē-kašmī-kārī*, blowtorch for soldering†  
*čōngē-pā*, pedestal lamp, 18  
*čōngē-rozgāmī*, oil lamp, 274  
*čōngēh-band*, blinkers (Išfāhān); see *čānī-bandeh*, 297  
*čīd*, maple wood (šeer *kašmī*), 76  
*čīdān*, to upset edge of horseshoe, 54; to trim a carpet, 216; to mow; to reap, 271; to cut boiled sugar, 301  
*čīdān (pašn-e gūšān)*, to shear a sheep, 177  
*čīdān tā kūzeh*, to place in a kiln, 159  
*čīd-sāz*, see *čīl-sāz*, 98  
*čīneh*, mud brick block, 108; lump of earth, 116; course of bricks, 157; house foundation, 106  
*čīneh-kāfī*, builder of *piš* wall, 108  
*čīn*, spinning wheel (Māzandarān), 185  
*čīl*, printed textile, 224  
*čīl-sāz*, textile printer, 98, 225  
*čīl-sāzī*, textile printing, 225  
*čībaldāq*, eam on mill shaft; trip eam (Alburz), 290  
*čōdan*, cast iron, 18  
*čōdan-e qārī*, malleable cast iron, 18  
*čōgāleh*, light-colored turquoise (Māshhad), 39  
*čōgānder*, beech root (Beza vulgāris), 242  
*čōl*, rod of hand spindle (Alburz); cf. *čōl*, 185  
*čōl-e gūzeh*, spindle hook (Alburz), 185  
*čōrk-angūr-kābī*, grape-mashing vat, 153  
*čōdar*, rye, 242  
*čōul*, rod of hand spindle, 185  
*čūb*, bench top\*, wood; log; tree, 283; frame of spinning wheel, 186; stirring stick, 194; mat weaver's warp beam, 220; lumber, 79; builder's straight-edge, 110  
*čūbak*, soapwort (*Saponaria officinalis*), 300  
*čūb-bandī*, *čūb-kārī*, scathold, 111  
*čūb-bastī*, mine tunnel support, 16  
*čūbbor*, sawyer, 79, 80  
*čūb-e ātibaldī*, cherry wood (*Cerasus spp.*), 76  
*čūb-e ānīk*, shaft of potter's wheel, 155  
*čūb-e anār*, pomegranate wood (*Punica granatum*), 76  
*čūb-e anār-e surl*, red pomegranate wood (*Punica granatum*), 97  
*čūb-e anār-e zarī*, yellow pomegranate wood (*Punica granatum*), 97  
*čūb-e āzgh*, elm wood, 262  
*čūb-e āzgh*, elm wood, 262  
*čūb-e baneh*, turpentine (*Pistacia acuminata*, *P. khinjūk*), 288  
*čūb-e bīd*, poplar wood (*Salix micras. S. fragilis*), 180  
*čūb-e bīl-dasīl*, hard wood used for tool handles; also known as *rosm* (Kāsān), 283  
*čūb-e čēhāz-čeh*, bowstring tightener, 181  
*čūb-e čēnār*, plane tree (*Platanus orientalis*), 283, 286  
*čūb-e čēpōk*, wild cherry wood (*Cerasus orientalis*), 76  
*čūb-e dān*, skin bellows slats, 209, 101  
*čūb-e dāng*, rice-pounding pestle, 190  
*čūb-e dār*, wooden handle\*  
*čūb-e dasīh*, wedge to fix milling handle, 152  
*čūb-e dasīh*, wood supporting draw harness, 206  
*čūb-e dasāk-sī-kon*, cushion-breating stick, 227  
*čūb-e dāl*, foot for drinking water bucket, 234  
*čūb-e dīlīčh*, foot of leather bucket, 234  
*čūb-e janar*, wooden block below spring, 90  
*čūb-e jandūq*, hazel wood (*Corylus aviciana*), 76  
*čūb-e grāh*, wanut wood (*Juglans regia*), 70, 97  
*čūb-e golāh*, *čūb-e golāhī*, perawood (*Prunus communis*), 76, 97, 98, 99  
*čūb-e gonneh*, hardwood for chisel handles\*  
*čūb-e gōreh*, wedge for tightening vice, 38, 180  
*čūb-e gūz-e-kāhīz*, flap, threshing stick, 273  
*čūleh*, hatter's felt brushbet, 224  
*čūl-e hangāq*, turpentine wood (*Pistacia acuminata*, *Pistacia khinjūk*), 76, 288  
*čūl-e hānāk*, main beam of sawyer's jack, 80  
*čūl-e hānālī*, persimmon tree (*Diospyros sp.*), 76  
*čūl-e jangālī*, forest timber, especially all beech wood, 76  
*čūl-e kabāčeh*, poplar wood, 180  
*čūl-e kamārī*, stay of bow saw, 82

- čub-e kavijeh*, medlar wood, 283  
*čub-e kōkan*, wood used for gear teeth, 283  
*čub-e kolof*, bearing block on windmill beam, 286  
*čub-e korūk*, hoop inside hood, 90  
*čub-e limūn*, lemon wood (*Citrus limonum*), 76  
*čub-e miyād*, plow sole (*Zābol*), 263  
*čub-e mou*, grapevine wood, 76  
*čub-e nān-fiaz*, baker's rolling pin, 293  
*čub-e nāranj*, orangewood (*Citrus spp.*), 76, 93  
*čub-e nō*; see *čūnō*, 88  
*čub-e pā*, tread bracket on spade, 260  
*čub-e pardāht*, polishing block\*  
*čub-e pārs*, wedge to hold pestle, 290  
*čub-e pol*, beam supporting heddle, 204  
*čub-e poštband*, warp beam of mat loom, 220, straightening wood, 230  
*čub-e qaliyān-sāzi*, centering tool for pipe cobs, 155  
*čub-e qāšūneh*, wedge on threshing wain (*Išfahān*), 274  
*čub-e raht*, plow beam (*Zābol*), 263  
*čub-e rājeht*, oscillating pin on millstone, 279  
*čub-e sālār*, beam carrying mill floor, 281  
*čub-e šam ak*, shaft of potter's wheel\*  
*čub-e šamsād*, boxwood (*Buxus sempervirens*), 99  
*čub-e sarām*, top beam of windmill (*Horāsān*), 287  
*čub-e sar-e čak*, oscillating pin, 279  
*čub-e sarhak*, upright post above well (*Beh-behān*), 256  
*čub-e semiyān*, yoke peg, 262  
*čub-e senjed*, jujube wood (*Ziziphus vulgaris*), 269  
*čub-e sib*, apple wood (*Pyrus malus*), 76  
*čub-e tang*, tightening toggle, 221  
*čub-e tavaq*, coppersmith's mandril, 26  
*čub-e tūl*, mulberry wood (*Morus alba*, *Morus nigra*), 76, 98, 262  
*čub-e vašm*, a hard wood used for tools and gear teeth (*Išfahān*), 283  
*čub-e vezg*, elm wood (*Ulmus campestris*), 90  
*čub-e zabān-gonješk*, ash wood (*Fraxinus excelsior*), 51, 181  
*čub-e zardālū*, apricot wood (*Prunus persica*, *Prunus armeniaca*), 76, 283  
*čub-e zīr-e fūlād*, *čub-e zīr-e pā*, *čub-e zīr-e pūlād*, tool-supporting bar, 94  
*čūbsā*, wood rasp (*Šīrāz*), 56  
*čūbsāh*, *čūbsāz*, wood rasp, 84  
*čūg*, wooden fork (*Lūristān*), 25, bearing block for mill axle, 283, mill race (*Išfahān* for *jūy*, *q.v.*), 282  
*čūg-e dam*, bellow slats (*Lūristān*), 29  
*čūg-e šāh*, upper mill race (*Išfahān* for *jūy*, *q.v.*), 282  
*čūg-e šim-e yō*, neck sticks on yoke (*Išfahān* for *čūb*), 262  
*čūh-e semiyān*, yoke peg, neck stick (*Fārs* for *čūb*), 262  
*čūh-pā*, tread bracket on spade (*Fārs*), 260  
*čūleh*, hard stem of hemp plant, 182  
*čūlleh*, distaff, 181  
*čūlleh pūčān*, to wind wool on distaff, 181  
*čūlūk*, rope to stop millstone from turning (*Alburz*), 281  
*čūm*, threshing wain (*Išfahān*), 52, 273  
*čūm kardān*, *čūm kašān*, to thresh (*Išfahān*), 273, 275  
*čūn* = *čūm*  
*čūneh*, lump, lump of clay, 116, 152, 154, 157, slot in water wheel axle, 290, lump of dough, 293  
*čūneh-gūr*, man who forms dough lumps, 293  
*čūneh-ye gel*, big lump of clay, 152  
*čūnō*, wooden mold to make metal strips (*nō*) (*Burūjerd*), 88  
*čūpāndan*, to ram, to compact molding sand\*  
*dabbāg*, tanner, 231  
*dabg kardān*, to tan, 231  
*dādān be lāb*, to dry yarn in the sun (*Kāsān*), 194  
*daftar*, copy book, 236  
*daftī*, *daftīn*, loom batten, 204, beater comb (*Išfahān*), 216  
*daftīn-e sorb*, lead-weighted reed frame (*Kāsān*), 209  
*dāgdāgān*, nettle tree (*Celtis australis*), cf. *digdigān*, *dāgdārān*, 76  
*dāgdārān*, nettle tree (*Celtis caucasia*), 76  
*dahān-e ašdārī*, a certain shape of pen box, 239  
*dahāneh*, charging hole of glass kiln, 109, weaving shed, 204  
*dahāneh-ja'zāl*, mouth of underground water channel\*  
*dahān-e mā dān*, mine entrance, 15, ore outcrop, 15  
*dah-lā*, ten-ply (*Kāsān*), 197  
*dahmak*, lifting lever (*Sistān*), 288  
*dailam*, quarryman's cross bar, 127, warp-winding bar, 204  
*daim*, *daimī*, unirrigated, dry farming, dry farming land, 271  
*dāiyāq-e fars*, support for coach footboard, 90  
*dāl-ābi*, water jar, 155  
*dālband*, iron band on mill shaft, 290  
*dālbor*, *dālborī*, a zig-zag hem in embroidery, scallop festoon, 219  
*dālbor-e dōbarī*, double zig-zag hem, 219  
*dāleh*, leather bucket, 234  
*dālī*, large water bucket, 234  
*dālī*, leather bucket, 258  
*dāl-e āb-kaši*, leather bag for drawing water, 257



- dam*, bellows, 19, 50, 51, vapor in underground water channel, 254, heddle support\*
- dam-âb*, blades of water wheel, 283, jet of water mill, 280
- damâgeh*, filing block, 34, lathe center, 91, socket of spade or mattock, 260, leather on toecap, 229
- dambârik*, narrow-mouthed pliers, 34
- dambor*, plaster-molding knife with pointed edge, 135
- dam-e būri*, hand bellows, 101
- dam-e carh*, shavings from copper lathe, 94
- dam-e dasteh*, *dam-e dastī*, skin bellows, 16, 31, 101
- dam-e dō dam*, *dam-e dō dastī*, *dam-e dō lūlehī*, double-acting bellows, 19, 51, 101
- dam-e dūli*, skin bellows, 29, 50
- dam-e fānūsi*, concertina bellows, 17, 29, 51, 101
- dam-e maftāl*, round-nosed pliers, 34
- dam-e miqrâz*, edge of scissors, 56
- dam-e pâst-e boz*, goatskin bellows, 50
- dam-e qāsoqi*, hollow chisel, 129
- dam-e qolâb*, *dam-e tiğ*, sharp edge of carpet knife, 215
- dam-e rīzeh*, cutting edge of adze, 79
- dam-e torajeh*, double bellows, 19
- damgâh*, pegs to produce cross in warp, 184
- dam-gerd*, round-nosed tongs, 52
- dāmī*, dry farming, depending on rain (Arāq); cf. *dāmī*, 271
- damīr-âgūji*, ironwood tree (*Parrotia persica*) (Caspian provinces), 76
- damirdeh*, board with handle for smoothing tilled earth\* (Gilān)
- dam-nâzok kardan*, to sharpen edge, 99
- dam-ō dāst*, kiln, 58
- dam-pahn*, flat-mouthed pliers, 34, 52
- dam-sâz*, maker of bellows, 101
- dandân*, saw tooth, 79, threshing beater, 79, 274
- dandāneh*, lock ward\*, teeth on a door bolt, 66, teeth of pick\*, reed blades, 195, gear tooth, 290
- dandāneh-âhan*, iron spike, 290
- dandāneh-âidan*, to cut teeth for joint, 24
- dandāneh kardan*, to dovetail metal joints, 24
- dandāneh-ye arreh*, saw-tooth†
- dandāneh-ye cūbi*, wooden thresher beater, 274
- dandân-mūsi*, tooth-profiled brick, 113
- dandeh*, tooth of wool comb (Kalārdašt), 182, hook at end of spindle (Kalārdašt), 185, 187, tooth on threshing roller, 274, harrow spike, 267, gear tooth, 283
- dandeh-borreh*, threshing spike (Širāz), 274
- dandeh-dorošt*, coarse cut of saw, 99, coarse comb teeth, 99
- dandeh-rīzeh*, fine cut of saw, 99, fine comb teeth, 99
- dāneh*, spout, 18, name of first-grade silk (Kāšān), 183
- dāneh-dāneh*, granulate, 161
- dang*, rice-husking mortar, 190
- dāng*, time unit for water allocation, 255
- dang-e berenj-kūbi*, rice-husking mortar, 190
- dapu*, block on which glass blower rests blow pipe, 170
- daqiq*, granulate, 151
- daqq*, to pound in a mortar\*
- dar*, door, 86, trunk lid, 88
- dārâ*, sickle (Vārāmīn)\*: cf. *dāreh*, 272
- darajeh*, molding box, 18, riser of casting, 18, plow setting device, 266, foresight of gun, 60
- darajeh borīdan*, to cut off the risers, 20
- dar-andâz*, peg to lock loom breastbeam (Işfahān), 204
- dar-arreh*, frame of bow saw, 82
- darband*, strap to tie bucket, 15
- darb-e šhan*, iron pinion shaft, 283
- darb-e âtes*, firing hole in kiln, 159
- darb-e havâ*, air hole in kiln, 160
- darb-e kureh*, charging door in kiln, 159
- dâr-bouseh*, setting device for millstone (Širāz), 281
- dardâr*, elm tree (*Ulmus campestris*), 76
- dâr-e arreh*, frame of bow saw, 82
- dâr-e âyineh*, mirror door (Qazvin), 88
- dar-e bād*, wind inlet, 286
- dar-e dūlêh*, wooden stopper of drinking water container, 234
- dāreh*, sickle (Gilān); cf. *dārâ*, 272
- dāreh-berenj-borī*, sickle for rice harvesting (Gilān), 272
- dâr-e qālī*, carpet loom, 214
- dar-e sāhgâh*, *dar-e sāhgâh*, fire hole of kiln, 160
- dâr-htš*, plow beam (Šurmaq), 263
- dari*, mold top, 157
- darkānd*, mouth of underground water channel (Kermān), 252
- darmāneh*, wormwood (*Artemisia tonica*), a fuel used for kilns, 116, 159
- dārmeh*, upright post supporting mill gear (Işfahān), 283
- darou*, *darū*, harvesting scythe\*
- darouš*, awl, 229
- dar-sâz*, joiner, carpenter specializing in making doors, 81
- dar-vājeh*, inlet valve of bellows (Işfahān), 101
- dârvan*, elm tree (*Ulmus campestris*), 76
- darvâzeh*, housing for spinning head, 46, suspension shackle of balance, 63, housing for rolling mill, 33
- darvâzeh-bâr*, shackle on steelyard to suspend load, 65

- darz*, joint of two boards, 85, joint in masonry, 113; splice of two strings\*, joint of pen box\*
- darz dandāneh kardan*, to make teeth for joint, 24
- darz-e dandāneh*, toothed seam, dovetailed joint, 24
- darz-e mih-čūbī*, doweled joint, 85
- darz-e qelift*, feather key, 85
- darz-e sang*, joint in stone masonry, 113
- darz kardan*, to join timber†
- dās*, sickle, 52, 272, brush-cutting knife, 79, 107, rush-cutting knife, 219, tanner's fleshing knife, 238
- dāš*, potter's kiln (Kāšān), 158, useless mineral, gangue, 15
- dasāb*, water basin for quenching steel, 59
- dās-e ʿalafbor*, *dās-e ʿalefbor*, grass-cutting sickle, 272
- dās-e derou*, *dās-e darou*, grain-reaping sickle, 272
- dāsgāleh*, small sickle, pruning knife, 271
- dāšt*, field, division of land\*
- dāšt*, potter's kiln; cf. *dāš*, 158
- dast afšār*, annealed, 23
- dastak*, roof batten, 114, traverse on windlass, 109, weaving comb, 200, windlass handle bar, 109, 258, dividing stone of weir, 255, vertical clamping bar, 297, 298
- dastās*, hand mill, quern, 232
- dāšt-bān*, field guard\*
- dastband*, bracelet, 32
- dastčān-e āb*, water dish for moistening clay, 155
- dast-e bād dādan*, to winnow (Širāz), 275
- dast-e dār*, scoop, scoop stilt (Gilan), 268
- dasteh*, handle of tin snips, 26, crank handle, 43, 47, 180, reel handle, 186, plane handle, 82, hoe handle, 122, frit mill handle, 151, spade handle, mattock handle, 260, driving handle on spinning wheel, 186, handle, 18, 33, 43, 51, 154, 155
- dasteh-āčār*, a set of spanners, 61
- dasteh-āčār-e tofang*, tool kit for gun maintenance, 60
- dasteh-āftābeh*, ewer handle, 29
- dasteh-arreh*, saw handle, 79
- dasteh-ās*, hand mill, quern, 131
- dasteh borīdan*, to cut handle on printing block, 98
- dasteh-čarh*, handle of spinning wheel (Ardistān), 186
- dasteh-dar*, door knocker, 18
- dasteh-gūniyāh*, base of marking square†
- dasteh-jelō*, rein (Išfahān), 275
- dasteh-jouḡān*, rice-pounding pestle, 290
- dasteh-kaš*, draw handle of scoop, 268
- dasteh-samōvar*, handle of samovar, 29
- dasteh-šunak*, plow-handle (Alburz), 263
- dasteh-ye āftābeh*, ewer handle, 29
- dasteh-ye čakoš*, hammer handle, 51
- dasteh-ye dar*, door knocker, 18
- dasteh-ye dūl*, bucket handle, 234
- dasteh-ye hāvan*, mortar pestle, 18
- dasteh-ye penjeh-korūk*, bolt joining hoops, 90
- dast-e jelou*, see *dasteh-jelō*, 275
- dast-e qalāvīz*, tap wrench, 60
- dastgāh*, working bench, 154, blow pipe, 170, loom, 203, bookbinding frame, 237
- dastgāh-e čarh*, polishing lathe\*,
- dastgāh-e hakkākī*, gem cutter's bench, 39
- dastgāh-e harrātī*, turner's lathe, 91
- dastgāh-e hašīr-bāfī*, mat-weaving loom, 220
- dastgāh-e jāyim-bāfī*, band loom, 201
- dastgāh-e mahmal-bāfī*, velvet loom, 209
- dastgāh-e nah-kūčī*, wire-flattening bench, 45
- dastgāh-e najjārī*, carpenter's bench, 81
- dastgāh-e naqšbandī*, *dastgāh-e naqšeh-bandī*, draw loom, 206
- dastgāh-e qālī-bāfī*, carpet loom, 214
- dastgāh-e randeh*, carpenter's bench, 81
- dastgāh-e sanḡ-tarāš*, stonecutter's lathe, 132
- dastgāh-e tōn-bāfī*, tent fabric loom, 199
- dastgāh-e zarī-bāfī*, draw loom, brocade loom, 206
- dastgāh-e zar-kašī*, fine wire drawing bench, 43
- dastgāh-e zilū-bāfī*, zilū-loom, 210
- dastgīreh-ye dar*, door knocker, 18
- dastgīr-e pardar*, main beam on coach body, 90
- dast-kaš*, lever operating cloth beam (Māzan-darān), 205
- dast-miyān*, plow stilt (Horāsān), 203
- dast-pambeh*, cotton pad, 31
- dast-qalā*, sickle (Gilan), 272
- dastūn*, loom draw-harness (Išfahān), 206
- dastūr*, drawstring in loom harness (Tehrān), 206
- davā* (pl. *advieh*), substance, chemical, condiment, 163
- davāt*, writing set, 28
- davātgar*, *davātsāz*, inkpot maker, brassworker, 28, 29
- dāvāq-e farš*, rear support for footboard, 90
- dāyereh zadān*, to place in a circle, 152
- dehālī*, peasant, cultivator, 261
- dehqān*, landowner, cultivator\*
- deleh-kūčī*, Caucasian wing nut (*Pterocarya caucasia*) (Gilan), 76
- delgerān*, bobbin for mat weaving, 221
- delgerān pā'in kašīdan*, to lower bobbin, 221
- derabš*, awl (Išfahān); cf. *darouš*, 60
- derafš*, awl, 60, scriber, 81, cobbler's awl, 229; cf. *derabš*, *darouš*
- derafš-e šiveh*, awl for piercing cloth shoe soles (Ābādeh), 229

- derah̄t-e ambeh*, mango tree, 75, 76  
*derah̄t-e hormā*, date palm (*Phoenix dactylifera*), 76, 245, 271  
*derah̄t-e mou*, grapevine (*Vitis vinifera*), 244  
*derah̄tī*, chisel with oval face, 36, 37  
*derāz kašīdan*, to pull rope strands\*  
*derou*, awl, 60 (Šīrāz); cf. *derābš*, *derafš*, *darouš*, 229  
*derou kardan*, to reap, 271  
*dēš*, threshing beater (Hamadān), 274  
*dīg*, boiler, kettle, 28, 300  
*dīgādgān*, nettle tree (*Celtis australis*); cf. *dağdagān*, 76  
*dīg-e mesin*, copper boiler, copper kettle, 28  
*dil*, rib of windmill, 285  
*dīng*, *dīngī*, rice-husking mortar; cf. *dang*, 190  
*dīvak*, windlass axle, 258  
*dīvak*, rye, 242  
*dīvār*, wall, main wall, 110, 114, partition in irrigated field, 268, windmill wall, 286  
*dīvār-e vasaṭ*, partition wall, 114  
*dīvārī*, vertical carpet loom, 214  
*dīvār-par*, windmill wall (Horāsān), 286  
*dīzī*, stone cooking pot (Mašhad), 131, 133, earthenware pot\*  
*dō-āleš*, twice-fired glazed pottery ware, 165  
*dō-bōlak*, support for feeder channel (Sīstān), 288  
*dō-fašlī*, pottery made in two pieces, 165  
*dō-gečak*, seat supporting column (Hamadān), 274  
*dō-gereh*, Ghiordes knot, 215  
*dō-jā*, double flap, on hat (Šīrāz), 224  
*dokmeh*, nose of roof tile (Gilān), 113  
*dō-lā*, two-ply thread, 196  
*dō-lā kardan*, to arrange in pairs\*  
*dō-lap kardan*, to halve a log\*  
*dolqū*, bush inside wheel hub (Šīrāz), 90  
*dombāl-e rageh raftan*, to follow the ore vein, 15  
*dombeh*, fat tail of sheep, 295  
*dombī*, tail support of sawyer's jack, 80  
*dombī-ābyārī*, water bailiff's assistant (Varāmin)\*  
*dom-e ašp*, shackle of horse-shaped lock\*  
*dom-e čelčeleh*, dovetail joint, 86  
*dom-e mahṛūtī*, tapered shank of drill, 60  
*dom-e souhān*, tang of file\*  
*dom-gerd*, cylindrical shank of drill, 60  
*dom-mahṛūtī*, see *dom-e mahṛūtī*, 60  
*dō-pā*, chaplet, 18, live center bearing of lathe, 27, bearing, 26  
*dō-rāheh*, *dō-rāj*, rabbit joint, 85  
*dorōš*, awl, lancet; cf. *darou*, *derābš*, *derafš*, 229  
*doroškeh*, horse çab, 89  
*dorūdgar*, *dorūdgar*, carpenter, cabinetmaker, 81  
*dos*, ring to line underground water channel, 154  
*dō-šāheh*, fork to operate baking oven, 295, wooden hook to lift draw harness\*  
*dōšak*, upholstered seat, 90  
*dōs-sāz*, maker of lining rings, 154  
*dōt*, printing block for blue, 226  
*dō-lū*, chisel marking double circles, 36, 37  
*doulāb*, water wheel of ship mill, 260, 284  
*dourēh*, rim of cloth shoe, 229  
*dour-e kūreh*, drying chamber above kiln (Šāhrezā), 159  
*dour-e qāleb*, around the maḥd, 154  
*dous*, treading on the ground, threshing wain (Fārs)\*  
*dovāzdeh-anguštar*, size of brick\*  
*dozdī*, covered dovetail joint, 86  
*dūd-kāš*, chimney, flue, 19, 50, smoke hole in kiln, 159, 160, smoke hole of baking oven, 294  
*dūg*, dried yoghurt, 190  
*dūgāb*, lime-clay mortar used for masonry, 113, 128, sloppy plaster mix, 123  
*dūgāb rīhtan*, to pour plaster of Paris mix, 123  
*dūgī*, deep red madder dye, 190  
*dūhtan*, to sew, 237  
*dūhtan-e lehāf*, to quilt, 227  
*dūk*, hand spindle, 92, 185, spinning head, 46, twisting spindle, 196, spindle of spinning wheel, 186, warp spool, 184  
*dūk-dān*, spindle box of twisting wheel (Kāšān), 196  
*dūk-e jalak*, spindle (Kermān), 185  
*dūk-hāneh*, spool holder, 184  
*dūk-rīs*, spinner using hand spindle, 185  
*dūk-sareh*, spin whorl, 185  
*dūk-sāz*, spindle maker, 92  
*dūl*, leather bucket, leather bag, 234, 252, 258, hopper of flour mill, 278, 288  
*dūlā*, leather bucket\*  
*dūlāb*, water wheel, 259  
*dūl-ābī*, leather bag of water well, 257, earthenware jar, 155  
*dūl-ābkašī*, leather bag of water well, 357  
*dūlčeh*, leather bucket, 234  
*dūlčeh-ye ābhūorī*, drinking water container, 234  
*dūl-dūz*, leather bucket maker, 234  
*dūl-e čarmī*, miner's leather bag, 15  
*dūleh*, winch\* to lift oil press beam, 297, 298, 299  
*dūl-sāz*, leather bucket maker, 234  
*duṃ*, hard stratum in underground water channel digging, 253  
*dūšāb*, syrup of grapes, 164, 300  
*dūvāl*, belt to drive grinding wheel, 57, hide lace, 229, draw belt of threshing wheel (Isfahān), 275, leather belt of polishing lathe, 27

- edāreh-tohm-e nōgān*, silkworm-treating office, 182  
*edāreh-ye abrišam*, silk monopoly agency, 182  
*ehtelāt*, alloy, 18  
*eriefā-e dāndeh*, depth of saw-tooth†  
*ēšāi*, lease or crossing of warp threads (Iṣfahān), 184, 204  
*esfandān*, maple tree (*Acer laetum*), 76  
*esfidār*, white poplar (*Populus alba*), 76  
*esgeneh*, heavy wood chisel (Iṣfahān), 84  
*eškanjeh*, sash clamp (Iṣfahān), 86  
*eskenā*, heavy wood chisel (Zābolistān), 84;  
 cf. *eskeneh*, *eškeneh*, *eskenak*  
*eskenak*, *eskeneh*, flat turning chisel (Rašt), 92  
*eškezeh*, coping wood on walls (Širāz), 109  
*eškīneh*, heavy wood chisel (Širāz), 84  
*espāreh*, rind (Širāz), 278  
*espepek*, a yellow dye (Iṣfahān); cf. *isparag*, *asparag*, 191  
*espidār*, white poplar (*Populus alba*), 76  
*ettešāl*, joint in woodwork, 85  
*ettešāl-e farangī*, arris fillet joint†  
*ettešāl-e miḥ-čūbi*, doweled joint, 85  
*ettešāl-e zabāneh-ye domčelčeleh*, dovetailed joint†  
*ettešāl kardan*, to join, 85  
  
*fahhār*, brick maker or potter, 115, 151  
*fahhārat*, earthenware\*  
*fahmidan*, to gin cotton, 180  
*fain*, time unit for water allocation, 255  
*fakk-e gireh*, vice jaw, 60  
*falaqeh*, *falakeh*, circular firing chamber, 159  
*falaqeh kardan*, *falakeh kardan*, to roast copper ore, 16, to sinter ore dust†  
*fanar*, spring, 90, spring to open tin snips\*, spring inside lock, 69, 70  
*fāneh*, tongue of balance, 63, pin tumbler to secure lock, 68  
*fāq*, groove, mortise, 85  
*fāqirūn*, Indian steel, 55  
*fāq-ō-zabān*, mortise-and-tenon joint, 85  
*farang*, cover strip, 86, steel reinforcing on oil press, 297, 299  
*farangi-sāz*, cabinetmaker, 81  
*fārsī*, beveled edge, 40, miter joint, 86, beveled-edged brick, 222  
*fārsī-bāf*, Schna knot, Persian knot, 215  
*fašl*, piece, section, 165  
*fašl-kaš*, water outlet, 269  
*fatā*, hewn stone in water distributor (Semnān)\*  
*fatilēh*, fuse, wick, 127, 131, clay coil, 152  
*felezz*, metal tuyère, 3  
*ferčeh*, jeweler's brush, 34  
*ferčeh-kār*, metal polisher, 29  
*fešang*, cartridge, 60  
*fešang-e ḥālī*, blank cartridge, 60  
  
*fešang-e jāngī*, military cartridge, 60  
*fešang-e šekārī*, shotgun cartridge, 60  
*fešang-kaš*, cartridge ejector, 60  
*fešār*, bookbinder's press, 237  
*fešār dādan*, to press, 239  
*fešāri*, pressing clamp, 19, standard size whole brick, 112  
*filervāf*, feeler gauge (corrupt English), 61  
*finjān*, dish, time unit for water allocation, 255  
*finkāl*, flow measure, 255  
*fiq*, heavy short pillar supporting floor beams, 106  
*firind*, name for damascened steel, 8, 55  
*firū gereftan*, to beat an edge, a flange.  
*firūzeh*, turquoise, 38, turquoise-colored, 162, 167  
*firūzeh-i*, turquoise-colored\*  
*firūzeh-tarāš*, turquoise cutter, 39  
*firzeh*, share in irrigation water, 254  
*fižzi*, made of silver\*  
*fōg*, spin whorl, 185  
*forū kardan*, to pierce through cloth, 218  
*forū raftan*, to recede (metalwork), 36  
*fūfal*, *fūfel*, palisander wood, rosewood (*Dalbergia spp.*), 76, 93, 97  
*fūlād*, steel, especially carbon steel, 7, 8, 55, chisel, 15, drawing die, 43, tool steel, 52, whet steel, 272  
*fūlād-e ābdār*, hardened steel, 52  
*fūlād-e ḥošk*, hardened steel, 36, 52  
*fūlādi*, made of steel, 52  
*fūlāz*, a high-quality steel\*  
*fūlmīnāt*, priming charge in detonator, 60  
*fuqarā*, *fuqarat*, underground water channel, 249  
*furn*, kiln, furnace, oven, 158  
*fūt kardan*, to blow glass, 170  
*fuzaqāreh*, wing-nut tree (*Pterocarya fraxinifolia*), 76  
  
*gāb*, cow, ox (Alburz), 262  
*gāb-āhan*, plowshare (Alburz), 264  
*gāb-e amrāz*, plow (Gilān), 263  
*gāč*, gypsum, 134, 161, plaster, chalk, 36, 108  
*gāč bihtan*, to sift plaster, 134  
*gāč-bīz*, plaster sifter, 134  
*gāč-bor*, plasterer, stucco maker, 134  
*gāč-borī*, plaster work, 134  
*gāčeh*, oxen-operated well (Behbehān): cf. *gāv-čāh*, 256  
*gāč-e kušteh*, set or spoiled plaster of Paris, 134  
*gāč-e seft*, a thick plaster of Paris mix, 123  
*gāčgar*, *gāč-kār*, plasterer, 134  
*gāčkenēh*, a certain rug design, 211  
*gāč mālīdan*, to render plaster onto wall, 134  
*gāč-pāz*, gypsum burner, 126  
*gāč-pāzi*, gypsum burning, 126

- gač rūš rihlan*, to pour plaster over back of mosaic, 123
- gaibeh*, blade at end of cloth beam, 205
- gair-e miwallad*, foreign steel blades, 55
- gājemeh*, plow (Gilān), 262
- galaṁbeh*, warp ball, 209
- galangēh-dān*, cocking lever, breech block, 59
- galbāl*, container to store oil cake (Isfahān), 299
- gāl-band*, iron ring on plowshare (Kalārdašt), 263, 264
- galbīl*, fine sieve (Āzarbaijān), 277
- gal-e hus*, floor joist, 107
- gālī*, rushes, thatching (Māzandarān), 107, 220
- gālingor*, embossed bookbinder's cloth (Širāz), 238
- galiyās*, a certain brick form (Širāz)\*
- galleh*, grain crop, cereals, 242
- galō'i*, turning gouge, 92, draw harness for animals, 257; cf. *gelō'i*
- galtak*, *galtak*, pulley\*
- galtak-e hurūfī*, lettered rings on keyless lock, 72
- galtidan*, to roll\*
- galūband*, necklace, 32
- galū'i*, gouging chisel, 84, 92
- galū-ye āsiyā*, mill hopper, 278
- gamāneh*, trial shaft for underground water channel\*
- gamej*, boiling pot (Gilān), 159
- gandal*, a yellow dyestuff, 191
- gandalūs*, a herb; cf. *gandal*, 191, maple tree (*Acer insigne*) (Gilān), 76
- gāndom*, wheat, 241, 277, a measure of weight, 62
- gāndom hord kardan*, to grind wheat, 282
- gāndom oštādān*, to drop the grains to the ground, 276
- gār*, laurel tree (*Lauris nobilis*), 76
- gārān*, plowman\*
- gārbāl*, sieve, 151, 235, 277
- gārbāl-bāf*, *gārbāl-band*, sieve maker, 234
- gārbāl-e dorōšt*, coarse sieve, 235
- gārbāl-e gač-bīzī*, plaster sieve, 235
- gārbāl-e rīz*, fine sieve, 235
- gārbāl-e šen-bīzī*, sand sieve (Širāz), 235
- gārbāl-e simī*, wire sieve, 236
- gārbāl kardan*, to sift, 277
- gārbār*, container to store oil cake; cf. *galbāl*, 299
- garbāz*, digging spade (Gilān)\*
- gārbūl*, *gārbīr*, sieve\*; cf. *gārbāl*, 235
- gardāndan*, to bring warp forward, 216
- gardāndan dar honveh*, to turn yarn over in vat, 194
- gardan-e kūzeh*, neck of jar, 155
- gardeh-šāh*, horn meal for file hardening, 59
- gardnā*, pinion of mill gear, 283
- garēh*, thrust bearing for mill pinion, 283
- gārgareh*, pulley, warp guide, warp rollers, 204, 209
- gārgāgar*, pulley, 204
- garḥat-e esmel*, Caucasian elm tree (*Ulmus pedunculata*) (Gilān), 76
- gārī*, a horse-drawn cart, 89
- gārī-sāz*, wheelwright, 89
- garjūn*, threshing wain (Nairīz)\*
- garmhāneh*, cooling furnace in glassworks, 170
- garmšīr*, hot region, lowlands, 241
- garq-e āb*, ingress of water in subterranean channel, 254
- garrā*, harrow, 266
- garūn-sangī*, tropical almond tree (*Terminalia catappa*), 76
- gauz*, walnut wood, wild almond wood, 160
- gāv*, bullock, 262
- gāvāhan*, plow (Širāz), 263
- gāvāhan-e dō-dāsteh*, Western-type plow, 52
- gāvak*, board between plow beam and sole, 263
- gavang*, brushwood, 109
- gāv-cāh*, animal-operated well, 256
- gāvdom*, pulley driving warp spool, 184
- gāv-dūšī*, jars for curdled milk (Alburz), 155
- gāv-rāh*, runway for animal at well, 257
- gāz*, clamping wedge, 19, tin snips, shears, 26, pincers, 54, 60, carpenter's pliers\*, shoemaker's pliers, 229, tie peg, 287, wedge, 39, 263, 288
- gaz*, tamarisk tree (*Tamarix mannifera*), 76, manna issued from certain trees, 302
- gaz-alafī*, tamarisk tree (*Tamarix gallica*)\*
- gāz-ambor*, cutting pliers, 26
- gāz-angebin*, *gāz-anjabin*, tamarisk tree (*Tamarix gallica*)\*, manna issued from tamarisk tree, 302
- gāzār*, pure, greenish clay, 151
- gāzāreh*, pottery, earthenware, 151
- gāz-e čap-ō-rāst-kon*, saw-setting device, 82
- gāz-e hānsār*, manna tamarisk (*Tamarix mannifera*), 76, the gall tamarisk (*Tamarix gallica*), 76
- gāz-e kūh-kan*, mīner's heavy crowbar, 15
- gāz-e māzej*, manna tamarisk (*Tamarix pentandra*), 76
- gāz-e siyāh*, tamarisk tree (*Tamarix articulata*)\*
- gāz-hānsār* = *gāz-e hānsār*, 76
- gāz-māzej* = *gāz-e māzej*, 76
- gāz-šakar*, tamarisk tree (*Tamarix gallica*)\*
- gāzūk*, warp-winding cross, 195
- gāzūr*, fuller, bleacher, launderer, 222
- gel*, sand, 18, loam-straw mixture, 108, mud, 109, clay, 115, any ceramic body, 165, spoil excavated during underground water channel construction, 252

- gel-čāl*, see *gēl-e čāl*, 199  
*gelči*, clay-soaking pit (Hamadān), 151  
*gel-e armanī*, ruddle, red chalk, 123, yellow chalk, 80, red ochre, 40  
*gel-e bōteh*, very fine clay, bentonite, 165  
*gel-e bōteh va sang-e čahmāq*, clay body for stone paste ware, 165  
*gel-e Čāh-Rūseh*, fine clay from a certain locality, 165  
*gel-e čāl*, soaked clay, 109  
*gel-e lājvard-e k'āšān*, cobalt oxide, 163  
*gel-e lū'idār*, clay and rush seed mixture, 163  
*gel-e māši*, ruddle, red chalk, 80, 123, iron oxide powder, 30  
*gel-e melāt*, mud mortar for mud bricks, 111  
*gel-e ohrā*, red chalk, yellow chalk, ruddle, 80  
*gel-e ros*, clay, 17, potter's clay, 151  
*gel-e safid*, fine clay, 165  
*gel-e varz*, a leather dyestuff, 232  
*gel gereftan*, to draw clay into a handle, 155  
*gelgūr*, mudguard, 90  
*gelīm*, tapestry, a mat woven in tapestry, 199, 200  
*geliyūn*, elder tree (*Sambucus ebulus*) (Tūneh-kabūn), 76  
*gel kašīdan*, to throw clay on the wheel, 155  
*gel mā'idan*, to knead clay, 108, 152  
*gel-moč*, stand for yarn reel, 188  
*gelō-i*, spindle mat of ironworker's vice†, breast harness, 257  
*gel pā zadan*, to knead clay with foot, 152  
*gel rūš kašīdan*, to render with mud mortar, 112  
*gel šostan*, to soak clay, 115  
*gel tūš pāk kardan*, to hole a lump of clay for throwing, 155  
*gelū*, hub of water draw pulley, 256  
*gelūband*, necklace, 32  
*gelū'i*, mouth of carpenter's plane, 82, turning gouge, 92; cf. *galū'i*  
*gel varz kardan bā pā*, to knead clay with foot, 152  
*gerār*, net made of goat hair to carry straw, 276  
*gerdeh*, round sheet of copper, 23, 24  
*gerd-e hālī*, water-lifting pole, 256  
*gerdekū*, *gerdekūb*, large wooden mallet, 298  
*gerd kardan*, to bend round, to forge round, 52, to round edges, 101  
*gerdū*, walnut (*Juglans regia*), 76, 97  
*gereftan*, to take, to grab\*  
*gereh*, knot in timber\*, carpet knot, 2, measure used in carpet weaving, 213, bearing block, 283  
*gereh-sāzī*, wooden lattice work, 87, 98  
*gereh zadan*, to knot into fringes, 217  
*gerezm*, a variety of elm wood, 76  
*gerideh*, embroiderer's clamp, 218  
*gez'elfi*, Kurdistān oak (*Quercus valonea*), 76  
*gūlēh*, threshing roller, 274  
*gūlō'i*, turning gouge, 92, a certain molding profile, 84, hollow chisel, 98, window sill, 113; cf. *galō-i*, *gelū'i*  
*gūr dādan*, to hold firmly in place, 35  
*gūr-e čūbi*, a wooden filing vice, 34, 38  
*gūr-e dast*, hand vice, 38  
*gūr-e dastī*, carpenter's clamp, 86, hand vice\*  
*gūreh*, cranked handle end of tongs, 19, vice, 60, beam supporting harness, 200, book-binder's trimming press, 238  
*gūreh-dast*, hand vice, 60  
*gūreh-dastehdār*, hand vice†  
*gūreh-gāz-amborī*, blacksmith's vice†  
*gūreh-kaj*, beveling vice, 60  
*gūreh-komakī*, hand vice†  
*gūreh-lūleh-gūr*, pipe vice†  
*gūreh-movāzī*, vice with parallel jaws†  
*gūreh-pīči-movāzeh*, parallel clamp, 60  
*gūreh-ye āleškārī*, forge vice, 52  
*gūreh-ye dast*, filing vice, hand vice, 38  
*gūreh-ye lūleh-gūr*, pipe vice, 60  
*gūreh-ye movāzī*, vice with parallel jaws (Širāz), 60  
*gūr-e pā*, filing vice, 56  
*gūr*, threshing rollers (Hamadān), 274  
*gūr-pā*, gripping vice, 38  
*gīs*, band tying rushes together, 287, rope tying bearing beam, 287  
*gūreh*, cloth shoes, 228, 229  
*gūreh-bāf*, *gūreh-dūz*, *gūreh-kaš*, cloth shoe, maker of cloth shoes, 228, 229  
*giyāneh*, block of melted glass, 169  
*gouk*, board between beam and sole of plow, 263  
*godāhtan*, to melt, to liquefy, to refine, 19  
*godāz*, metal-oxidizing furnace, 161  
*godāzān*, melter, gold refiner, 22  
*godāzandeh*, melter, foundryman, 22  
*godāzandeh-ye mesgarī*, copper sheet maker, 22  
*godāzīšgar*, melter, foundryman\*  
*godāz kardan*, *godāz sodan*, to melt, 161, 162  
*gōhan*, plowshare (Surmaq), 52, 263  
*gol*, compound inlay rod, 95, 96, skin forming on molten metal, 161, ornament, 224  
*golāb*, chain-stitch, 219, embroiderer's needle, 218, crochet hook, 218, iron hook, 252  
*golāb-dūz*, embroiderer, 218  
*golābdūzī*, book-trimming band, headband, 238, chain-stitch embroidery, 219  
*golābetūn*, gold thread, braids, 208, embroidery, 217, gold lace, 46  
*golābetūn-dūz*, a maker of braids, 208

- golābetūn pičīdan*, to spin metal around a thread, 46
- golābetūn-sāz*, gold wire drawer, 46
- gol-abrišim*, julibrissin tree (*Albizzia julibrissin*), 76
- golābtān*, embroidery, 217
- golāj*, a bread variety, 291
- gol-barjسته*, ornamental relief work, 166
- goldān*, flower vase, 29, 32
- goldānloq*, flower vase, 170
- goldūz*, fillet embroidery, 219, embroiderer, 218
- goldūzī*, embroidery, 218
- gōleh*, ground oil seed, 297
- gol-e kilīseh*, book-tooling brass, 238
- gol-e nō*, cornice brick, sill brick, coping stone, 122
- gol-gāz*, wedge between plow sole and beam (Hōrāsān), 263
- gol-gūm*, glass insert for skylight, 170
- golī*, grain hopper (Sistān), 288
- gol-mīh*, ornamental door nails\*
- golnēkā*, ball of spun wool (Lāhijān), 188
- golnēkā pičīdan*, to wind wool to a ball, 188
- golrang*, *gol-e rang*, safflower, 191
- golū-ye sang*, opening in mill runner, 288
- gombad*, dome, vault, 110
- gom-e cāh*, see *gum-e cāh*, 153
- gond*, carpet knot (Širāz), 215
- gondal*, *gondaleh*, bowed cotton rolled into a large ball (Kāšān), 181
- gondal pičīdan*, to roll bowed cotton into a ball (Kāšān), 181
- gondaleh*, ball of clay and ore dust, 17
- gong*, clay pipe, 15
- gorāzgā*, flue, chimney, 19
- gord*, heddle rod cord, 210, heddle rod (Širāz), 200, 214
- gorsavād*, chisel marking crossed line, 36, 37
- gorūk*, *gorūk*, ball of carpet wool (Širāz), 215, thread of pile wool, 215
- gorz-e hormā*, rib of palm leaf used as flail, 273
- gostardan*, to stretch in forging (Tehrān)†
- gouāhan*, *gāvāhan*, plowshare, 52, 263
- goučāh*, animal-operated well, 256
- goučū*, runway of animal-operated well (Jah-rum), 257
- goudāl*, pond, 249
- goudāl-e piš-e kār*, pit in front of potter's wheel, 155
- goud-e čūb*, tanning pit, 231
- goud sodan*, to become hollow, 24
- gouhak*, plow stilt (Neh)\*
- gouhan*, *gouhen*, plowshare (Vārāmīn); cf. *gōhan*, *gouāhan*, 263, 264
- gou-rō*, runway near well (Širāz), 257
- gōvān*, plowshare (Isfahān); cf. *gouāhan*, etc., 263, 264
- gōveh*, wedge to adjust spinning head, 46, wedge to fix hammer, 51, wedge to open cutting groove, 80, 127, wedge in carpenter's plane, 82, tongue to tighten bow saw, 82, wedge to adjust millstones, 278, wedge to fix spade handle, 260, wedge on plow, 263, wedge on water wheel, 283, wedge, 96, 151
- gozār*, the throwing of bread dough into the oven\*
- gozardan*, to clean, to refine, to purge\*
- gozāštan*, to place, 182, to throw dough into oven, 294
- gūgerd*, sulphur, 36
- gūiyak*, spindle washer, 39
- gūleh*, heavy shot for shooting wild pigs, 59, heddle rod, 200
- gūlijān*, iron holding hoe blade (Zābol), 261
- gūlūleh*, bullet, 59
- gum*, *gūm*, well-lining hoop, 154, lining for underground water channel, 253, covered water course\*
- gumāneh*, trial well for underground water channel, 251
- gūm*, *gum-e cāh*, *gūm-e cāh*, well-lining ring, 153
- gūneh*, vice jaw†
- gūneh-ye gūreh*, vice jaw†
- gūneh-ye mohāfezī*, protective jaw for vice†
- gūneh-ye motaharrek*, movable jaw of vice†
- gūmīā*, *gūniyā*, square, 61, 122, 125, carpenter's square, 81
- gūniyā-bāzō*, variable-angle gauge, protractor, 81
- gūniyā-fārsī*, bevel gauge, miter square, 61, 81
- gūniyā-lab-e dār*, back or try square, 61
- gūniyā-motaharrek*, *gūniyā-vāšō*, protractor, bevel gauge, 61, 81
- gūrt*, mail for heddle (Yazd), 198, heddle loop; cf. *gord*, 200
- gūrūp*, a ball of yarn, 186
- gusain*, collapse of roof in underground water channel, 253
- gūseh*, pot handle, 155, spindle bearing, 186, rim of hat, 223, eyelet, 183
- gūseh bastan*, *gūseh cāsbandan*, to attach handle to pot, 155
- gūsfand*, sheep, 177
- gūšī*, block between weighting bar and bearing, 45
- gūšīyeh*, water distribution basin, 255
- gūšvāreh*, ropes supporting heddles, 210, loop to separate harness strings, 207, drawstrings, 208

- gūšvāreh-kas*, draw boy, 208  
*gūšvāreh kašīdan*, to draw harness string, 208
- habb-ulġār*, turpentine pistachio tree (*Pistacia khinjuk*), 76  
*habūbāt*, pulse, 245  
*haddād*, steel reinforcement on mill axle, 281  
*haddādī*, fee paid in kind to village blacksmith\*  
*hadīd*, iron, steel, 151  
*hadīdeh*, thread die, 26, 29, 43, 60  
*haḡang*, fan light of a window (Mašhad), 86  
*hāfez-e māšeh*, trigger guard of gun, 60  
*hafr kardan*, to dig a channel, 252  
*haft-ēn*, clover, 244  
*haft jūš*, Kermān silver-bronze, 18  
*haḡrang(i)*, polychrome glazing, 121, 147  
*haizarān*, bamboo, 219  
*hajar*, stone, mineral\*  
*hajjār*, stone cutter, stone pot-maker, sculptor, 128, 130  
*hajjārī-ye zarīfeh*, ornamental stone sculpture, 129  
*hāk*, dust, earth, loam, clay, 108, 115, 151, spoil excavated during channel construction, 252  
*hak-bar-gardāneš*, mold board of plow, 266  
*hāk-e āġor*, polishing abrasive, 28  
*hāk-e arreh*, sawdust, 80  
*hāk-e lājvard*, cobalt oxide, 163  
*hāk-e makeh*, Tripoli powder, 34  
*hāk-e ros*, red oxide, 34, polishing rouge, 30, clay, 19  
*hāk-e sang*, stone dust, 130  
*hāk-e siyāh*, gray sand, 115  
*hāk-e sorb*, lead ore dust, 17, lead dross, 161  
*hākestar*, ashes, cinders, 33, 35  
*hākestar-e hammām*, wood ashes from the public bath, 113  
*hāk-e zoġāl*, charcoal dust, 17, 18, 36, molding dust, 98, 164  
*hakkāk*, engraver of gem stones, 37, 38, polisher of gems, jeweler\*, turquoise cutter, 39  
*hakkāk-e mohr-naqš*, *hakkākī*, signet maker, 38  
*hakkākī kardan*, to engrave, 38  
*hāk šadan*, metal turning to oxide, 162  
*hāk-šūrī*, clay-soaking pit, 115  
*hāl*, repeat mark, 226  
*halabī*, sheet metal, tin plate, 30, 88  
*halabī-ḡamkon*, heading rollers, swaging machine, 30  
*halabī-sāz*, tinsmith, sheet metal worker, 30  
*hala-čūb*, vertical column of threshing wain (Hamādān), 274  
*halanj*, tree heath, briar wood (*Erica arborea*), 76, 81  
*halbāl*, *halbīl*, fine sieve (Iḡfahān), 277
- halešt*, yoke sling (Alburz), 262  
*halīleh-ye zard*, \*tanning agent from *Terminalia citrina*, 193  
*halīlī*, a grape variety, 244  
*hallāj*, cotton ginner, bower, 180  
*hallāj kardan*, *hallāj zadan*, to bow fibers (Kāšān), 180  
*halq-ambor*, tinner's special tongs, 31  
*halqeh*, ring to suspend scales\*, ring at the end of fiddle belt, 85, round opening in kiln, 159, draw ring on threshing wain, 275, iron hook, ring, 257, 262, 264, 267, 268, hoop between plow and yoke, 263, shackle, 69, eyelct, 183  
*halqeh-qūl*, ring on plow harness (Iḡfahān)\*  
*halqeh-razā*, joint between yoke and beam, 262  
*halqeh-tanāb*, neck rope ring, loop, 300  
*halqeh-ye qoḡl*, padlock shackle, 69  
*halvā*, a certain sweetmeat, 301, 302  
*halvā-ḡaz*, confectioner, 301  
*hām*, stone rubble, 128, raw leather, hide, 231  
*hambūneh*, skin bellows\*  
*hāmeh*, unspun fibers, raw wool, 185  
*hameh-kaš*, yoke peg, 262  
*hāmeh-e taḡteh*, board carrier, 180  
*hamġir*, straightening wood, 92  
*hamīr*, dough, 292, mashed oil seed, 297, papier maché mass, 238  
*hamīr-e kāġaz*, *hamīr-e moġavvā*, papier maché, 238  
*hamīr-ġir*, man who mixes dough in a bakery, 293  
*hamīr kardan*, to plasticize clay\*  
*ham kardan*, to join parts, 24, to place together, 224  
*hammāl*, a heavy beam, joist, 79, load carrier, laborer, 108  
*hammāl-e tīr-e buzurġ*, support for reinforcing beam, 299  
*hammām*, public bath, 28, 80, 300  
*hām-puht*, biscuit-fired tiles, 158  
*hām-puhteh*, mud bricks, nonfired bricks, 116  
*hāmvrā āb zādan*, to soak hides, 231  
*hāmvrā dās kardan*, to remove superfluous flesh from hides, 231  
*hāmītarās*, a rough-ground gem, 39  
*hām tarāsīdan*, to square rubble, 128  
*hamūt*, horse collar (Šāhī), 262  
*hān*, rifling of gun barrel, 59  
*hanā*, henna, 192, 300  
*hāneh*, center board in ceiling, 88, painted tray, 88  
*hāndaġ*, pond, 246  
*han-dār*, rifled gun barrel, 59  
*hāneh*, a square on a graph paper, 216, mill house, 286, housing for spokes, 287  
*hān-e sabbā*, edge mill shop, 300



- hanjak*, turpentine wood (*Pistacia acuminata*), 76, 288  
*haqq-e āb*, right to share irrigation water, 254  
*hār*, dry shrub used for fuel, 159, 294, peg for warp plug, 185  
*harak*, file cutter's bench, 58, sawyer's jack, 79, trestle, 112, movable block in heddle device, 198, batten adjusting board, 204, warp deflecting beam, 203, supporting block, 298, support for slot beam, 288  
*harak-e arreh-kašī*, *harak-e čūbborī*, sawyer's jack, 79  
*harak zadan*, to thresh rice (Caspian provinces)\*  
*haranj*, short channel near mouth of underground water channel, 253  
*har-čūg*, easel, trestle, 231  
*harīr*, silk screen, 151  
*harkārečeh*, little container, small vessel (Mašhad), 133  
*harkāreh*, cooking pot, cauldron (Mašhad), 133  
*harkāreh-dīzī*, handled stone pot (Mašhad), 133  
*harman*, threshing floor, reaped sheaves piled up on a stack, 272  
*harman-gāh*, threshing floor, 272  
*harman gereflan*, to thresh grain\*  
*harman-kūb*, threshing wain, 273  
*harman-kūbīdan*, to thresh, 273  
*harman-kūh*, a heap of sheaves on the threshing floor, 273  
*harpā-kūb*, roof truss carpenter, 81  
*harpošt*, carpenter's bench, 81  
*harrāt*, wood turner, 91  
*harrāfi*, groove milling device, 87  
*harreh*, brickwork, brick bond\*  
*harvār*, a standard weight, 62, 63, 65  
*harz-āb*, mill race shutter gate, 282  
*harzābi*, sluice door, 282  
*harz dādan*, to open gate of mill race, 282  
*harzeh-gard*, eccentric to move guide rollers, 46  
*hašāb*, cartridge frame, 60  
*hašāt*, pebble, 151  
*hāšen*, rough cut of a file, coarse, 58  
*hašhāš*, poppy seed, 295, 296  
*hašin*, curing vat, 93, earthenware dish, 155  
*hašin-e goldān*, flower pot, 156  
*hašīr*, roofing mat, 114, rushes, rush mat, reed mat, 181, 220, 224, 297  
*hašīr-bāf*, mat braider, mat weaver, 220  
*hašīr-bāfi*, mat weaving, mat braiding, 220  
*hāšyeh*, splint wood, 80, ornamental margin, 96, margin strips, 96, carpet fringe, 215  
*haštak*, bearing inside edge runner, 296  
*haštī*, name for medium-grade silk (Kāšān), 183  
*hašt-lā*, eight-ply thread (Kāšān), 183, 197  
*hasim-e pāšgūni*, weeding spade, 271  
*hātam*, inlaid work, 97  
*hātam-band*, inlay worker, 93  
*hātam-bandī*, inlaid work, 92  
*hātam-kār*, inlay worker, 93  
*hātam-kārī*, inlaid work, 92  
*hātam-sāz*, inlay worker, 93  
*haft*, divisions on steelyard to denote measures, 65  
*haft andāhtan*, blind tooling, 238  
*haftteh*, groove on velvet pile wire, 209  
*haft gereflan*, to mark brick, tile, 122  
*haft-gīrī*, turning tool with serrated surface, 27  
*haft kardan*, to mark off, 128  
*haft-kaš*, straight-edge, marking gauge, 61, 81  
*haftkaš-e andāzeh-dār*, graded ruler†  
*haftkaš-e pā-īdār*, surface gauge, 60  
*haftkaš-e tiğdār*, carpenter's marking gauge, 81  
*haftkaš-e tiğehdār*, marking gauge†  
*haft kašīdan*, to mark off, 80, 122  
*haftkašī kardan*, to mark off with a marking gauge†  
*havā hūwordan*, to air dyed yarn\*  
*havā-kaš*, air vent in mold, 18, riser in mold, 18, underground duct of kiln, 160  
*havā kašīf*, foul air, 15  
*hāvan*, mortar, 18, 290  
*hāvan-e gūšt-kūbī*, meat-pounding mortar, 192  
*hāvan-e sangī*, stone mortar, 238  
*hazār-bāf*, *hazār-bāfi*, ornamental brickwork, 118, 121  
*hazāreh*, ornamental brickwork, 121, rubble masonry, 113  
*hazeh-gard*, reel, winder (Māzandarān), 187, 188  
*hazīneh*, magazine in gun, 60  
*hazīneh kardan*, to countersink†  
*heft*, carpet knot, 215  
*hel*, *hēl*, the spice cardamom, 295  
*hemā-ye barg*, henna, 192; cf. *hanā*  
*hersom*, beam inside wall above press beam (oil press), 297, 298  
*heš*, plow, plowshare, 263  
*hešt*, mud brick, 109  
*heštak*, iron adjusting-block, 281, platform of edge runner, 296  
*hešteh*, bearing inside edge runner, 297  
*hešt-e to-ābi*, glazed tile, 166  
*hešt-e puhteh*, burnt brick\*  
*heštgar*, brickmaker, 115  
*hešt-kārī*, brickworks, 115  
*hešt-māl*, brick molder, 109, 115  
*hešt-paz*, brickmaker, 115  
*hešt-lābeh*, brick kiln\*  
*hešt-zan*, brickmaker, 115  
*hišt*, wedge, 296, 297, 299  
*hindī*, Indian steel, 55  
*hing*, the condiment *asa foetida*, 292

- hūfeh*, trade, craft, skill, guild\*  
*hīs*, plow (Natanz)\*; cf. *hēs*, 263  
*hīs*, plow (Fārs), 263, plowshare (Ahar)  
*hīsandan dar houž*, to soak hides in pit\*  
*hišbā*, quartz pebble, 151  
*hīs kardan*, to filter, 165  
*hišteh*, *hištak*, see *haštak*, 296  
*hižum*, wood fuel, fuel, 159, 160, 294  
*hōčīn*, *hočūm*, threshing fork (Isfahān), 273, 276  
*hodā-dādeh*, agriculture depending on rain (Hamadān), 271  
*hōjang*, loop connecting yoke and plow beam (Isfahān), 262  
*homreh*, large earthenware jar, wine jar, 153, basin to collect oil, 297, 299  
*homreh-ye nilkāfi*, vat for indigo dyeing, 194  
*hong*, reed, rushes, 220, 221, 256, 297  
*hongī*, rope made of rushes, 256  
*honok sodan*, to cool down, 127  
*hoggeh*, small bottle with a wide neck, 170  
*horāsāni*, blades of Horāsān steel and forged there, 55  
*hord*, crack, glaze crack, 166  
*hord kardan*, to cut up  
*hormā*, see *derah-e hormā*, 76, 244  
*hormālū*, persimmon (*Diospyros spp.*), 76, wood for the manufacture of weaving shuttles, 204  
*horiyuk*, hacksaw tightener, 60  
*hošeh*, chisel for chasing metal from the back (Sirāz), 36, 37  
*hoškandan dar āftāb*, to dry in the sun, 232  
*hoškār*, coarse meal, flour\*  
*hoškeh*, hardened steel, 129, 131, a biscuit-like bread, 291, 294  
*hoškeh kardan*, to harden, 56  
*hoškeh-pāz*, baker of biscuit-like bread, 294  
*hoškeh-sāb*, see *līsīyāh-e hoškeh-sāb*, 151  
*hošk-e kār*, dry stratum in underground water channel, 253  
*hošk kardan*, to dry, 302  
*hošk kardan dar sayeh*, to dry in the shade, 157  
*hoškidan*, to dry up, 238  
*hošk sodan*, to become work-hardened, 36, to dry up, 116, the thickening of syrup, 302  
*hosroūcāni*, blades forged in Persia from Ceylon steel, 55  
*houyeh*, soldering iron, 31, 61  
*houyeh barqi*, electric soldering iron†  
*houyeh-čakoši*, hammer-shaped soldering iron†  
*houyeh-gāzi*, gas-operated soldering iron†  
*houyeh-nōk-līz*, pointed soldering iron\*  
*houž*, watering pit, 231, water basin, 117, 257, 258, flow-measuring basin, 255  
*hōyīeh*, soldering iron (Sirāz), 61  
*hūneh*, rolling pin, 293  
*hūneh-kār*, press board, round block, 298  
*hūn-e siyāqūš*, dragon blood, a red gum, 199  
*hūrāl*, wing nut tree (*Pterocarya caucasia*) (Tūnehkabūn), 76  
*hurd*, glaze crack; cf. *hord*, 166  
*hūrūf*, letter punches, 60, type for book tooling, 238  
*hurūfrā andāhtan*, to apply tooling type, 238  
*hūšeh-čīn*, people who are allowed to glean, 273  
*hūyang*, yoke loop (Horāsān), 262  
*hūz*, sugar cane, 242  
*hūzistān*, sugar plantation, 243, sugar factory\*  
*hučāb*, pile warp, 209  
*hučāb dāstan*, to sleep (silkworm) (Gilān), 183  
*huworleh-ye šīseh* = *hordeh-ye šīseh*, broken glass for remelting, 169  
*ilāk dādan*, to throw shuttle, 205  
*inā*, vessel, vase (pl. *ayāni*), 153  
*isfarjāni*, alchemist, metallurgist, 163  
*ismid*, antimony ore, 163  
*isparag*, yellow from\* Delphinium zalil; cf. *esperak*, 194  
*isyūš*, cinnabar, red lead, 164  
*istahr*, water reservoir, 258  
*izār-e hāneh*, wall tile\*  
*ja beh*, box under driver's seat, 90, case containing set of scales, 63, drawer, 86, packing case, 79, silkworm egg box, 182  
*ja beh-āyīneh*, mirror frame, 88  
*jā-čorāg*, lamp holder, 90  
*jad-mou*, grapevine (*Vitis vinifera*), 76  
*jadval*, irrigation channel\*  
*jā-estekān*, tea glass holder, 32  
*jaft*, rind, shells and galls of wild pistachio (*Pistacia intergerima*), 189  
*jag*, jag, sissoo tree (*Dalbergia sissoo Roxb.*), 74, 76  
*jāhat-e boreš*, cutting direction of a saw†  
*jājīm jājīm*, a strong woolen band, 201, 202  
*jā-kūzehgi*, jar stand, 153  
*jā-livān*, tea glass holder, 32  
*jām-e hammām*, earthenware frame for skylight, 153, cup-shaped skylight, 153  
*jamīr*, center point on piece to be turned (Fārs), 91  
*jān-e mateh*, drill point, 60  
*jangal*, forest, 79, threshing wain (Arāq; cf. *čangal*, 274)  
*jānūb*, fig tree (*Ficus carica*) (Fārs, Horāsān), 76  
*jaras*, camel bell\*  
*jarīb*, a water measure, 256  
*jarīdeh*, embroiderer's clamp (Rāst; cf. *gerīdeh*, 218)

*jarr*, pulley driving rewinding mechanism, 44  
*jārū*, *jārūb*, broom, brush, 221, 233  
*jārū-bāf*, broom maker, 221  
*jarz-e tāh*, pillars above well, 256  
*javāher*, *javāhir*, jewelry, 32  
*javāher-sāz*, jeweler, 32  
*javāl-dūz*, pack-needle, 234  
*javān*, splint wood, 80  
*jā-ye dast*, bow holder, 181  
*jā-ye garm*, a warm spot, 182  
*jā-ye māsūn*, bearing for windlass axle, 258  
*jā-ye šast-e dast va āngūšt*, fingerholes in scissors, 56  
*jā zadan*, to upset in forging, 52, 54  
*jazvul*, scratched mark on brick, tile, 122  
*jed*, yoke (Alburz); cf. *jot*, *jūt*, 262  
*jelā*, luster, polish, 40  
*jelā kardan*, half smoothing of gems, pre-polishing, 40  
*jelangeh-dān*, cocking lever of gun; cf. *galangeh-dān*, 59  
*jelār*, beech tree (*Fagus sylvatica*, *F. orientalis*) (Caspian provinces); see *julār*, 76  
*jeld*, book cover, case, 238  
*jeld-e mā'mili*, half-case book cover, 238  
*jeld-e qalam-dān*, pen box cover, 239  
*jeldgar*, bookbinder, 237  
*jelqeh*, sleeveless sheepskin vest (Māshad), 232  
*jellād*, skinner, 231  
*jeqjeqeh*, ratchet drill, 60  
*jerideh*, see *gerideh*, 218  
*jī*, yoke (Zābol), 275  
*jīb*, bush inside wheel hub, 96, yoke (Fārs)\*  
*jīd*, glue to laminate cotton bow, 180  
*jift*, rind, shell, and gall nuts of wild pistachio tree (*Pistacia intergerrima*); cf. *jaft*, 189  
*jīgō*, yoke (Zābol); cf. *joug*, *jouq*, *jūg*, 262  
*jīn*, loop between plow beam and yoke (Surmaq), 262  
*jofl*, pair, 215  
*jōhar*, soldering flux, 61  
*jot*, mat used for oil pressing, 298  
*jot*, yoke (Varāmīn); cf. *jed*, *jūt*, 262  
*jou*, barley, 241, 277, a measure of weight, 62, diamond-shaped bead, 94, unhusked rice, 290  
*joug*, yoke (Nairiz)\*; cf. *jīgō*, *jouq*, *jūg*, 262  
*jougan*, stone mortar for rice husking, 290  
*jouhar*, etching acid, 8, 123, soldering fluid, 61, frit, 160, acid, 163  
*jouhar-dār*, etched damascene steel, 8  
*jouhar-e gel-e māšī*, ruddle ink for marking, 123  
*jouhar-e golī*, a leather dye, 232  
*jouhar-e gūgerd*, sulphuric acid, 34  
*jouq*, yoke (Qā'en); cf. *jīgō*, *joug*, *jūg*, 262  
*jou-ye širin*, spring barley, 271

*jou-ye torš*, summer barley, 271  
*jouzaq*, cotton pod (Kāšān), 179  
*jozv*, bundle of sheets, quire, section of book, 237  
*jū*, yoke; cf. *jī*, 275  
*jūb*, open water supply channel, stream (Fārs), 193, 246  
*jūg*, wooden cross supporting water bag, 257, yoke (Horāsān); cf. *joug*, *jouq*, *jīgō*, 262  
*jūgān*, loop joining plow beam and yoke (Horāsān), 262  
*jūglā*, neck peg on yoke (Horāsān), 262  
*jūjeh*, sticks forming warp cross, 204, heddle frame, 198, heddle, 204, 209  
*jū-kārī*, channel digging (Zābol), 261  
*jūl*, lap at the tip of tongs, 52; cf. *ambor-e jūl*  
*julār*, beech tree (*Fagus sylvatica* or *Fagus orientalis*), in Nūr (Caspian provinces), 76  
*jūnou-mōstarāh*, toilet pan (Bīdoht), 153  
*jūrreh*, time unit for water allocation (Yazd), 255  
*jūs*, air bubbles in glaze, 164, carbonate of sodium\*, sprig for grafting, 271  
*jūs dādan*, to solder, to braze, 29, to weld, 52  
*jūs-e āteš*, forge welding, 52  
*jūs-e barg*, electric welding†  
*jūs-e berenj*, brass welding, brazing, brass joint in ironwork, 52  
*jūs-e mes*, copper joint in iron work, 52  
*jūs-e oksīzān*, oxyacetylene welding†  
*jūs-e pūst*, grafting under the bark, 271  
*jūsīdan*, to pickle metal in acid, 34, to boil dyestuff (Kāšān), 194  
*jūs kardan*, to weld, 24  
*just*, pair of oxen\*  
*jūs zadan*, grafting, 271†  
*jūt*, plow (Ahar); cf. *jed*, *jot*, 262  
*jūy*, open water channel, stream; cf. *jūb*, 246  
*kabal*, earthenware well-lining hoop (Sirāz, Isfahān, Varāmīn); cf. *kabūl*, *qaval*, 154, 253  
*kabal-māk*, maker of well-lining hoops, 151, 154  
*kabīzeh*, hub cap, 90  
*kabūdeh*, greenpool poplar (*Populus albatata*), 76  
*kašf*, oriental beech tree (*Carpinus orientalis*) (Gorgān, Alīābād), common beech tree (*Carpinus betulus*) (Katūl), 76  
*kadhodā*, village headman, 256  
*kādval*, earth scoop (Dārāb)\*  
*kaf*, reverse side of gem, 40, floor, 113  
*kafan-e kamān*, spare string of carder's bow, 181  
*kafēh-ye āhanīn*, iron ladle, 161  
*kafidasti*, iron palm, 234  
*kaf-e bil*, blade of spade, 260  
*kaf-e dandeh*, round bottom of saw tooth†

- kaf-e dariyā*, the mineral *meerschaum*, 290, pumice stone, 88
- kafeh*, scale of balance, 63
- kaf-e karreh*, scoop blade; cf. *karreh*, 268
- kāf-e kūreh*, front opening of kiln, 159; cf. *sekāstan*
- kaf-e randeh*, sole of carpenter's plane, 82
- kaffās*, shoemaker, 234
- kafgīr*, *kafgīr*, skimming ladle, colander, sieve, 28
- kafgīrak*, holder of round wire-reel in flattening rollers, 45
- kafgīrak-e langar*, press bar with spoon-shaped ends, 45
- kafgīr-e langar*, bar to carry weighting ropes, 45
- kāfi*, frothy, foamy\*, iron palm, 234
- kaf-kaš*, sole of carpenter's plane, 82
- kafš-dūz*, shoe repairer, cobbler, 234
- kafš-sāz*, shoemaker, 234
- kaft*, winnowing shovel (Nairīz)\*
- kaf-tāht*, chisel to set metal back, 36, 37
- kaftar-e abhūyūrī*, dove-shaped water container, 156
- kāgāz*, paper, 238
- kāgāzak*, breastbeam of loom, 204
- kāgāz-e sombādeh*, emery cloth, 130
- kāgāz rūham čashbandan*, to glue layers of paper together for pen box making, 238
- kāgāz-sāz*, papermaker, 237
- kāh*, chaff, straw, 108, 109, 154, 297
- kāh-herenj*, rice chaff, 297
- kāh-e gandom*, wheat chaff, 297
- kāh-e safīd*, wheat chaff, chopped straw, 297
- kāh-gel*, mud-straw mixture, 107, 108, 110, 111, 112
- kāh-gel-māli*, to render a wall, 112
- kaškīn*, well-sinker (Kermān), 251
- kahrī*, underground water channel supplied from a deep stratum\*
- kahrīz*, underground water channel, 249
- kahū*, lettuce, 245
- kahūr*, mesquite tree (*Prosopis spicigera*) (Persian Gulf region), 76
- kāh zadan*, to add chaff to soaked clay\*
- kaikū*, *kaikōm*, maple tree (*Acer spp.*) (Kurdistan), 77
- kāj*, pine tree (*Pinus eldarica*), 76
- kāj-gīr*, bending device, 276
- kakūj*, rape seed, 296
- kālā*, potash (Isfahān); cf. *qaliyā*, 160
- kalāūeh*, a grape variety, 244
- kalāf*, iron rail around driver's seat, 90, door of fire box, 169, skein, 188, 194, reel, 183; cf. *kelāf*, *kilāf*
- kalāf-e gelgīr*, hoop to support mudguard, 90
- kalāfīh*, silk winding spool, 183, coil of combed wool, 182, handle of cotton dresser's bow, 181, cage spool, 183
- kalāf-e mīz*, frame to support table top, 87
- kalāf-e sar*, yoke beam (Gīlān), 262
- kalāf kardan*, to wind onto a spool, 183
- kalāf-pīč*, silk-winder, reel (Māzandarān), 205
- kalak*, weaving hook (Isfahān), 208
- kalānd*, mattock, pick (Kermān), 252, 262
- kalāndar*, door bar\*
- kalāndeh*, mill hopper, 279
- kalehīgūs*, a certain brick form\*
- kālī*, hook to hold draw-loom strings, 211
- kalk*, yoke peg (Forāsān), 262
- kall-e dūzeh*, food jar, 157
- kalleh*, top end of pen box cover\*
- kalleh-bor*, cross-cut saw, 79
- kalleh-borī*, cutting of pen box cover, 239
- kalleh-qānd*, sugar loaf, 300
- kalleh-tīr*, top bearing block, 287
- kālū*, centering pivot, 132
- katuk*, *kalūk*, a small piece of brick, 112, a certain brick shape (Sīrāz)\*
- katvān*, water shutter (Alburz), 281
- kām*, coarse sieve, 18, 235, groove slot, 84, 90; cf. *kām*
- kāmān*, frame of hacksaw, 60, drill bow, 87, turner's bow, 91, steel tire, 286, bow shaft, 180
- kāmāneh*, tightening string, 181, string, 200, 300
- kāmāneh*, fiddle bow, 26, bow to drive lathe, 91, 132, bow to drive gear cutter's wheel, 37, 39, bow-shaped lever, 211, bent wood controlling heddles, 211
- kāmān-e panbeh-zanū*, carder's bow, 180
- kāmān-gar*, bowmaker\*
- kāmānkāš-e arreh*, middle bar of a bow saw\*
- kāmān zadan*, to bow fibers (Kāsān), 91, 180, 222
- kamar*, crocheted rim of cloth shoe, 230, leather welt of cloth shoe, 230, edging, 230
- kamar-kāš*, middle lintel in skylight window, 86
- kamar-sekān*, breech of a shotgun, 59
- kamčeh*, crucible carrying bar, 19, ladle\*, trowel, 111
- kām-e garbāl*, sieve hoop, 235
- kām kardan*, to cut a groove, 90, to mortise timber†
- kām-ō-zabāneh*, mortise-and-tenon joint, 86
- kān*, a mine\*, slot, 281\*
- kanaf*, hemp (*Cannabis sativa*), 177, 182, 221, jute, mat weaver's warp, 220
- kanaf az ūleh savār kardan*, to peel fibers off the hemp stem, 182
- kandan*, to dig, to excavate, 102, 108, to cut relief work, 166, to pluck, 177

- kandar*, lote fruit tree (*Ziziphus vulgaris*, *Z. nummularia*), 76
- kandeh*, gem \*glued to stick (Mašhad), 40, stepped pulley, 44, 46, 47, subterranean shelter, dugout dwelling\*
- kandeh sar-e mil-e carh*, pulley at end of main shaft, 46
- kanđuk*, meal hopper (Horāsān), 288
- kaneh*, notch in padlock shackle, 69
- kān-e sang*, quarry, 108
- kapān*, heavy balance, steelyard, 62
- kap-e bil*, blade of spade; cf. *kaf-e bil*, 260
- kapeh*, scale of balance, 63
- kappeh*, mortar trough, 108
- kāpšeh*, mustard seed, 296
- kar*, a low-grade silk cocoon, 183
- karb*, maple tree (*Acer campestre*) (Caspian provinces), 76
- karbās*, rag used as filter, 161, cotton fabric, 178, canvas, 219, 287, 300
- karbās-e dast-bāf*, hand-woven calico, 226
- karbā-se pardeh*, cloth lining of mat edge, 221
- karčāk*, castor bean; cf. *rougan-e karčāk*, 296
- kārd*, knife, 55, 183, 301, plaiter's knife, 221, pruning knife, 271, hookbinder's knife, 238
- kār-dahān*, weaving shed (Māzandarān), 205
- kārdak*, carpet-trimming knife, 217
- kārd-e būn-konī*, plasterer's deep-cutting knife, 135
- kārd-e derahtcīn*, pruning knife, 56
- kārd-e gač-borī*, plaster-cutting knife, 135
- kārd-e orām*, depilation knife, 231
- kārd-e qāsoqī*, hollow plaster-cutting knife, 135
- kārd-e šekār*, hunter's knife\*
- kārd-e tarāš*, turning tool, 166
- kārd-e telā-kūbi*, gold-inlayer's knife, 41
- kārdī*, window sill brick (Širāz), 113
- kārd-sāz*, cutler, knivesmith, 55
- kār-e qalam-gūzī*, pure line work on surface, 36
- kār-e qoršun*, surface metal work, 36
- karf*, maple tree (*Acer campestre*) (Caspian provinces), 77
- kārfin*, bamboo, 107
- kārgāh*, file bench, 56, carpet loom (Isfahān), 214
- kār-gāh-dārī*, vertical carpet loom, 214
- kār-gāh-e zamīnī*, horizontal carpet loom, 214
- kārgar*, craftsman's assistant\*
- kār-gār*, mat-weaving frame, 221
- kārhāneh-kūzehgarī*, potter's workshop, see *kūzehgar*, 151
- kārhāneh-navard*, copper-rolling mill, 23
- kārhāneh-ye abrišam*, silk cocoon handling factory, 183
- kārhāneh-ye šīseh-garī*, glassworks, 169
- kārhāneh-ye vartābī*, silk-twisting shop, warp-winding shop (Kāsān), 196
- kārīz*, underground water supply channel; cf. *kahrīz*, 154, 249
- karkaf*, maple tree (*Acer platanoides*) (Gorgān), 77
- karkū*, maple tree (*Acer opulifolium*, *A. monspesassulanum*) (Caspian provinces, Horāsān), 77
- karġum*, turmeric, a yellow dye, 191
- kārmāleh*, oil press, 296
- kār-pīč*, warp-winding stick (Kāsān), 197
- karreh*, scoop, 268
- kār-tarāš*, potter's turning iron, 156
- kār-tīg*, molder's spatula, 18
- kār-tīg-e qāsoqī*, spoon-shaped spatula, 18
- karvar-tāh*, spoil around mouth of well, 252
- karzul*, common beech tree (*Carpinus betulus*) (Caspian provinces), 76
- kās*, hollow part of scissor blades, 56
- kaš-bīl*, fire hook, rake, 126
- kāseh*, dish, 32
- kāseh-āsiyāb*, space in which mill wheel turns, 282
- kašīdan*, to draw wire, 43, to draw out in forging, 52
- kašī-gar*, see *kašī-par*, 151
- kašīgarī*, tilemaker's craft\*
- kašī-kārī*, smoothing the skin, 232
- kašī-kaš*, hosing\*
- kašīn*, purlin, 107
- kašī-pāz*, *kašī-sāz*, tilemaker, potter, 151, 157, 164
- kašī-tarāš*, tile cutter, 120, 122, 128
- kašī-tarāšīdan*, to cut tiles, 123
- kaškūl*, dish, 39, beggar's bowl, 97
- kašmes*, sultānās, raisins, 301
- kašā*, drawer, 85, straight-edge, 122, molding templet, 135
- kaš-ō-gīr kardān*, to stretch a skin (Mašhad), 238
- kāš-rand*, concave compass plane (Tehrān), 84
- kāštan*, to sow, 271
- kaš zadān*, to hoe\*
- katal*, wooden sandal (Gīlān), 88, thick board supporting floor, 107
- kātān*, linen, flax, 178, 219
- katar*, earth scoop, 268
- katar kašīdan*, to operate an earth scoop, prepare furrows, 268
- kateh gandomī*, grain hopper, bin, 278
- katerū*, wooden shovel (Alburz)\*
- katibeh*, skylight window, 86
- katibī*, fanlight of window, 86, fancy work around door (Isfahān)\*
- katirā*, *katirēh*, gum tragacanth (*Astragalus gummifer*), 164, 224, 226, 229
- kā'ul*, bent handle of tile-cutter's hoe, 122

- ka'n-e šolor*, camel bone, 209  
*kawal*, earthenware well-lining hoop (Tehān);  
 cf. *kawal*, *kabal*, *kāl*, 154, 253  
*kawal-nāl*, maker of earthenware hoops, 151,  
 154  
*kašjok*, bearing supporting breastbeam, 204  
*kašjeh*, medlar wood (*Mespilus spp.*); cf.  
*kašj*, *kašz*, 77, 283  
*kawul*, earthenware well-lining hoop (Kermān);  
 cf. *kabal*, *kawal*, 154, 253  
*kazneh*, mat used by cotton dresser, 181  
*kadneh*, mallet (Širāz), 84  
*kaldj*, iron rail around driver's seat (Širāz);  
 cf. *kaldj*, *kilāf*, 90  
*kalāf*, skein of yarn, spool, reel; cf. *kalāf*, *kilāf*,  
 188  
*kalāf-e gelfir*, hoop to support mudguard, 90  
*kaš*, hook for draw harness (Išfahan), 211  
*kašl*, key, 66, 69  
*kašidan*, *kašidan*, *kašidāneh*, lock, bolt, bar, 66  
*kašid-šyor*, keyhole, key position in bolt, 68  
*kašid-šz*, locksmith, 66  
*kašidān-e jāneh*, door lock, 66  
*kašidān-band*, production chimney pot, 254  
*kašidāh*, potash (Kāšān); cf. *qalīqā*, *kašā*, 160, 300  
*kašar-šakan*, branch of a shoegun, 59  
*kašārah*, splint wood, 80, quilt border, 227  
*kašā-e kār*, selvage, 220  
*kašer*, millstone dressing pick (Širāz), 279  
*karn*, worm, 190  
*karn-e abōtan*, silkworm, 182  
*karn-pilāh*, silkworm, silkworm cocoon, 182  
*karē*, earth scoop (Širāz), 52  
*kašfai*, burnt metal, waste, oxides\*  
*kašāraz*, peasant, cultivator, 261  
*kašāzi*, a grape variety suitable for sulfatas, 244  
*kaš-kār*, farmer, tiller, peasant\*  
*kašb*, book, 237  
*kašrī*, small coffee boiler, 28  
*kašj*, *kašz*, medlar wood (*Mespilus spp.*)  
 (Kermān); cf. *kašjeh*, 77, 92 f  
*kakam*, maple tree (*Acer laurum*) (Caspian  
 provinces), 77  
*kilāf*, bobbin, 47  
*kilāf-e farangi*, reel with spun gold thread, 47  
*kilqar*, keyhole\*  
*kilid*, key (Širāz); cf. *kašā*, 66, 69  
*kimdāgar*, alchemist, metallurgist, 163  
*kirbā*, calico, canvas; cf. *karbā*, 219  
*kišion*, plow beam (Horāsān), 263  
*kiš*, boxtree (*Buxus sempervirens*) (Caspian  
 provinces), 77  
*kišh*, ore bag, 15, bag, 183, 185, 309, warp,  
 weighing bag, 204  
*kišh-ye hāš-e zogāl*, dusting bag, 36  
*kišh-ye lučāb*, warp weighing, 209  
*kišh-ye zogāl*, dusting bag, 18  
*kiy*, lime tree (*Tilia rubra*) (Āstārā, Gīlān), 77  
*kihl*, antimony, colyrium, 163  
*kišeh*, cloth edge on reed, 195; rag to keep  
 warp moist, 235; rag for cloth shoe soles,  
 229, cloth shoe lining, 230, lubrication  
 pad, 286  
*kišeh-pi*, pin cushion, 228  
*kišf*, heddle rod (Sistān), 200  
*kok*, coke; cf. *zogāl-e kok*\*  
*kolāh*, rat trap of rick pillar, 269, bar, 224  
*kolāhāk*, Morse bush, 60, fiddle drill knob, 85,  
 door lintel, 86  
*kolāh-kašāreš*, door lintel, head, 86  
*kolāh-dāz*, hat maker, 224  
*kolāh-e namānān*, felt cap\*  
*kolāh-māl*, hat fuller, 222  
*kolānd*, lock, key\*, pick, 262  
*kolāneh*, crank on spinning wheel (Ardabīl),  
 186  
*kolang*, miner's pick, 15, 131, mattock, hoe, 52;  
 mason's pick, 199, 128, 252; pick for  
 dressing millstone, 279, cultivator's pick,  
 260, 262  
*kolang-e dāsar*, double-edged mattock, 262  
*kolang*, roughed stone block, 131  
*kolang kardān*, to roughen a surface with a pick\*  
*kol-e šāl-āh*, well lining, 153  
*kolts*, sliding gauge (fr. *coltase*), 61  
*kolts-e sūrāh*, depth gauge, 61  
*kolik*, velvet pile; cf. *kok*, 209, goat hindrihan,  
 222  
*kolon-kūb*, mallet for breaking up clods (Yazd),  
 266  
*kolūh*, cloth, lump of earth, unharrowed land  
 (Yazd), 266  
*kolūh-kūb*, cultivator's mallet, 266  
*kolūn*, door bolt, door lock (Yazd, Isfahan), 66,  
 67  
*kolāndān*, lock with wooden bolt, 66  
*konājdān*, earthenware pot, 156  
*konak-bāst-e fāh*, wooden filing vice\*  
*konak-e sūz*, auxiliary bow tightener, 181  
*kon-e zabāneh*, tongue and groove joint; cf.  
*kān-e zabāneh*, 86  
*kon kandan*, to mortise/limber†  
*kondek*, anvil stock, 229, wooden stock, 35, 51,  
 working block, 98, 221, comb-cutting  
 block\*, null axle support, 151, cotton gin  
 base, rick plow sole (Horāsān), 263  
*kondeh-tāh*, wooden anvil stock, 24  
*kondeh-sāhānkānī*, filing block\*  
*kondu*, beehive, 133  
*kondufā*, heavy block supporting floor beams,  
 107  
*konēkaj*, rabbit recess, 84

- konjed*, sesame, sesame seed (*Sesamum orientale*), 291, 295, 296, 302
- kopā*, stable\*; cf. *kūpā*
- kūpeh-serkeh*, large glass bottle; cf. *kūpeh-serkeh*, 170
- kopeleh*, plastering board, wooden float, 134
- koreh*, plow sole (Varāmīn), 263
- kōreh*, stonecutter's pick, 131
- korgak*, excavation in supporting block (Šīstān), 288
- kork*, under-hair of goat, 177, 222, velvet pile; cf. *kolk*, 209, fine wool, 214
- korpi*, U-bolt to attach springs, 90
- korsī*, samovar base, 29; cf. *kursī*
- korūk*, coach hood, 90
- korzeh*, cultivated surface of irrigated field, 269
- košk*, seat board on threshing wain (Hamadān), 274
- košreh*, rabbet plane (Išfahān); cf. *košterā*, 84
- kosterā*, rabbet plane (Šīrāz), 84
- kotolām*, rush rope winder, 220
- Kouli*, gypsy, member of a smithing tribe, 49, 234
- kūb*, ramming iron, 18
- kūbeh-ye dar*, door knocker, 52
- kūbīdan*, to pound, 238, to ram\*, to flatten bamboo, 219
- kūbīdan-e rūniyās*, to powderize madder, 190
- kūbīdan zīr-e sang*, to crush under the edge roller, 300
- kūc*, *kūcī*, Caucasian wing nut tree (*Pterocarya fraxinifolia*, *P. caucasia*) (Caspian provinces), 77
- kudū-māfak*, chisel for hollowing inside (Rašt), 92
- kūeh-kaš*, removing of cotton capsules (Kāsān), 179; cf. *kūzeh-pambeh*
- kuf*, lime tree (*Tilia rubra*) (Caspian provinces); cf. *kū*, 77
- kūftan*, to flatten rushes, bamboo, 219
- kūh-bor*, miner, quarryman, 126, 127, 130
- kūk*, bow used on wire rollers (Šīrāz), 45
- kūl*, earthenware hoop (Šīrāz, Varāmīn); cf. *kaval*, 154, 253
- kulāh* = *kolāh*, 224
- kuland*, mattock, pick (Šīrāz), see *koland*, 262
- kūldar*, earth-moving scoop\*
- kūleh*, body of carpenter's plane, 82, bar holding live center, 26
- kūleh-marz*, raised border in irrigated field, 268
- Kūli* = *Kouli*
- kūl-māl*, see *kabal-māl*, 154
- kuls*, carded cotton, 181
- kuluk*, earthenware jar, chafing dish, 155, drainpipe, 153
- kuluseh*, head stock board of lathe (Rašt), 91, branch hook forming plow sole (Gīlān), 262
- kulzebuzeh*, instrument to remove cotton capsules; cf. *kūeh-kaš*, 179
- kūm*, mortise in hub; cf. *kām*, 84, 90
- kūm-e ġarbāl*, sieve hoop (Šīrāz), 235
- kūm kandan*, to mortise, to cut a groove\*
- kūm-ō-zabāneh*, mortise-and-tenon joint, tongue-and-groove joint, 86
- kūn*, bearing point on mill thrust bearing, 281
- kunār*, lote fruit tree (*Ziziphus vulgaris*, *Z. nummularia*) (Fārs; Kermān, Bandār-Abbās), 76, 77
- kūnde*, axle of spinning wheel (Māzandarān), 186
- kūn-e binī*, stand for reel (Yazd), 185
- kunġūrt*, diversion tunnel in underground water channel (Kermān), 253
- kūn-mūh*, thrust bearing, pivot pin (Šīrāz), 281
- kūpā*, stable\*; cf. *kopā*
- kūpeh-serkeh*, large vinegar bottle, 170
- kūpi*, silk-winding spool (Kāsān), 183, 196
- kūpikan*, bar to lift oil cakes (Išfahān), 299
- kūpi kardan*, to wind silk onto spool (Kāsān), 183
- kūr*, core wood to which veneer is glued†
- kūreh*, fireplace, furnace, 19, 29, forge, 24, 50, brick-kiln, 116, kiln, 126, 157, 158, loom pit, 204, fireplace under fulling dīsh\*, tunnel, underground water channel, 253, baker's oven, 294
- kūreh-āhak-pazī*, lime-burning kiln, 126
- kūreh-ādan*, to charge a kiln, 159
- kūreh-dīvārī*, covered forge, 50
- kūreh-falaqeh*, roasting furnace, 16
- kūreh-ġač-pazī*, gypsum-burniṅg kiln, 126
- kūreh-kārī*, to forge, to smith\*
- kūreh-paz*, brick burner\*, specialized lime and gypsum burner, 126
- kūreh-rang*, muffle furnace, 161, glazing kiln (Išfahān), 164
- kūreh-ye ājur-pazī*, brick kiln, 116
- kūreh-ye kabal-pazī*, kiln for firing well-lining hoops, 159
- kūreh-ye kāsī-pazī*, tile kiln, 164
- kūreh-ye lo-ābī*, glazing kiln, 164
- kūreh-ye pātīl*, fireplace under boiler, 193
- kūreh-ye qar-ambīq*, still furnace, 163
- kūreh-ye rang-pazī*, glazing kiln, 164
- kūreh-ye šīseh-ġarī*, glass kiln, 169
- kūreh-ye zōh-e mes*, copper furnace, 17
- kūreh-zamīnī*, forge dug into the ground, 51
- kūreh-zoub*, melting furnace (Šīrāz), 23
- kursī*, trestle, 232, seat of threshing wain; cf. *korsī*, 272

- kūtinā*, cam on mill shaft, 290  
*kuṭnāk*, trimming hoe, pick (Sistān), 288  
*kūzeh*, water jar, 155, water-measuring jar, 255, water-lifting jar, 256  
*kūzehgar*, potter, 151  
*kūzeh-pambek*, cotton pod; cf. *kūzeh-kaš*, *kuze-buzeh*, 179  
*kūzeh-ye āb-huvarī*, jar for drinking water, 155  
*kuzeleh*, cotton capsule, 179
- lā*, thin board, ply, 93  
*lā'āb*, turquoise part in gems with matrix; glaze, cf. *lo'āb*, 39, 160  
*lā'āb kardan*, to glaze; cf. *lo'āb kardan*, 163  
*lā'atīq-ō-lā muhaddas*, steel that is neither antique nor modern, 55  
*lab*, reinforced edge of molding box, 18  
*lāb*, printing block for red color, 225  
*labeh*, edge, border, flange, 26, 30  
*labeh gereftan*, to heat a flange, 26, 30  
*lab-e gīreh sorbī*, leaden vice jaw†  
*lab-e houž*, rim of water basin, 255  
*labeh-ye nōk*, cutting edge of chisel†  
*lab-gardān*, the doubled edge, 25  
*lab gardānīdan*, to double the edge, 25  
*lab gereftan*, to join two parts, 223  
*lab kardan*, to do finishing work, 131  
*lāgad zadan*, to tread hides, 232  
*lagan*, pan, 28  
*lāh*, silken fabric (Māzandarān)\*  
*lāh-e gāzkon*, warp cross, lease (Māzandarān), 205  
*lahīm*, solder, 31  
*lahīm-e berenj*, hard solder, brazing, 61  
*lahīm-e dandāneh*, zig-zag soldering\*  
*lahīm-e meš*, brazing\*  
*lahīm-e noqreh*, silver solder, hard solder, 24, 33  
*lahīm-e noqreh dādan*, hard soldering, 29  
*lahīm-e qal*, soft solder, 28, 30  
*lahīm-kardan*, to solder, to braze, 61  
*lahīm-kārī*, soldering, brazing†  
*lājvar(d)*, lapis lazuli, cobalt, ultramarine, 147, 148, 163  
*lājvardī*, cobalt blue glaze, 147  
*lājvardīna*, a certain glazing technique using blue overglaze\*  
*lāk*, resin, 39, shellac, sealing wax, 37, red dyestuff from shellac gum, 191  
*lāk alcol*, *lāk-e alcol*, shellac solution, 238, French polish, 88  
*lakeh*, axle beam of edge runner, 296  
*lākī*, shellac dye, 191  
*lakkeh*, spot on turquoise, 39  
*lāleh*, thatching, 197  
*lambū*, sebestens tree (*Cordia myxam*, *C. crenata*), 75, 77
- lamr*, sand (Širāz) (corrupt for *raml*), 113  
*lang*, tooth in pinion wheel, 283  
*langar*, molding core, 18, brake weight, 45, weight bag, 47, spinning whorl, 185, warp-tightening weight, 209, skid of threshing wain, 274, weight, 297, 299  
*langar-e vard*, draw harness weight, 206  
*lang-e dar*, *langeh-dar*, door leaf, 86  
*langeh*, rick pillar, 289, end of jathe bed, 86  
*langeh-āhārēūb*, door lintel, 86  
*langeh-motaharrek*, movable traverse of lathe; 132  
*langeh-zābet*, fixed traverse of lathe, 132  
*lang-e panjareh*, *langeh-panjareh*, window leaf, 86  
*lapak*, plowshare (Širāz), 52  
*lapeh*, half hog, 79  
*lapeh kardan*, to rough-grind, 278  
*laqaž zadan*, to center clay on potter's wheel, 155  
*lārak*, Caucasian wing nut tree (*Pterocarya fraxinifolia*, *P. caucasia*) (Nūr, Gorgān), 77  
*larh*, Caucasian wing nut tree (*Pterocarya caucasia*) (Māzandarān), 77  
*lark*, Caucasian wing nut tree (*Pterocarya fraxinifolia*, *P. caucasia*) (Katūl), 77  
*lā-rōbī*, cleaning of an underground water channel (Kermān); cf. *lat-rōbī*, *lāy-rōbī*, 254  
*lāt*, roof shingle (Širāz), 113, weir for water division, 255  
*lāt kardan*, to divide irrigation water, 255  
*lat-rōbī*, cleaning of an underground water channel (Kermān), 254  
*latteh*, protecting cloth, 40  
*latteh-kohneh*, cloth pieces, cloth strips, rags, 229  
*lācān*, supervisor of water allocation (Nairīz), 255  
*lavās*, a certain flat bread, 291, 294  
*lā-ye baqāl-sīs*, thin boards for inlaid work (Istahān), 93  
*lā-ye berenj*, brass strip for inlaid work, 95  
*lā-ye dōsāyeh*, layers of inlaid work sliced from compound block, 96  
*lā-ye fumar*, leaf of a laminated spring, 90  
*lāyeh*, slip, engobe, 166  
*lāyeh dādan*, *lāyeh var kardan*, to apply slip, 166  
*lā-ye mošallas*, thin boards for inlaid work, 93  
*lā-ye vassaf*, intermediate veneer in plywood†  
*lā-ye yaklā ī*, mounting board for inlaid work, 93  
*lāy-rōbī*, silt removal from water channel, 254  
*lehāf*, quilt, 227  
*lehāf-dūz*, quilt maker, 227  
*lengh*, end of lathe bed, 91  
*lengh-āhārēūb*, door post, jamb, 86  
*lengh-dar*, leaf of door; cf. *langeh-dar*, 86  
*lengh-panjareh*, leaf of window; cf. *langeh-panjareh*, 86



- lī, beech tree (*Ulmus spp.*) (Caspian provinces), 77, rushes for matmaking; cf. *liyān*, 220
- liqeh, glaze, 160
- liqeh-ye dō-ātes, pigmented glaze, 165
- lisān, tongue of balance, 163
- liseh, wood scraper, 84, carver's scraper\*
- liseh kardan, to scrape, to smooth, to polish, 87, 101
- livān, beaker, mug, 136
- livar, oriental hornbeam (*Carpinus orientalis*) (Nūr), 77
- liyān, rushes used for mat weaving, 220
- lizārī, the dyestuff *alizārīn*, 190
- lizeh, spatula, small trowel, 153
- lo'āb, glaze, frit, 160, bands of turquoise, 39, finely-ground minerals; cf. *la'āb*, 300
- lo'āb-dār, glazed\*
- lo'āb-e safidāb, washed mineral, 300
- lo'ābī puhlan, to fire a glaze\*
- lo'āb kardan, to apply glaze, 163
- lo'āb pā'in mīravād, the fine minerals settle\*
- lo'āb sāf sodan, the melting of the glaze, 166
- lōhanīn, instrument to separate cotton from its seed, 180
- long, rag used as a filter, 161
- longāz, turning gouge, 92
- loqāt, ceiling panel, 87
- lōr, cotton bow, 180
- loulā, hinge, 52, 86, 88, 101
- loulā-simī, wire hinge, 88
- loun, color, hue\*
- lour, lūr, Indian fig tree (*Ficus altissima*) in Bandar Abbās, 77
- lūbeh, small hole in water measuring dish, 255
- lūbī, platform of edge runner, 296
- lūbiyā, bean, 245
- lūrī, rush seed, 143
- lūleh, tuyères, 19, 51, bush inside reel, 44, barrel, 60, tubular body of padlock, 69, 71, adze socket, 79, bellows outlet, 101, drainpipe, 153, small bowl for time measuring, 255, long iron nozzle, 31
- lūleh-bor, pipe cutter, 60
- lūleh-gīr, pipe wrench†
- lūleh-hamkon, pipe-bending device, 60
- lūleh-kaš, plumber†, conic earthenware vessel, 153, 194, 231
- lūleh-laḥīm-kārī, soldering blowpipe†
- lūleh-nāvdān, down pipes, 30
- lūleh-rāstkon, pipe straightener, 60
- lūleh-ye bīl, spade socket, 260
- lūleh-ye boḥārī, stovepipe, 30
- lūleh-ye cāh-āb, well-lining hoop, 153
- lūleh-ye čubuk, stem of tobacco pipe, 92
- lūleh-ye felez, metal tuyères, 16
- lūleh-ye karreh, scoop socket\*
- lūleh-ye qaliyān, stem of the water pipe, 92
- lūrak, lurak, cotton bow; cf. *lōr*, 180
- ma'dan, mine, quarry, 15, 130
- ma'danči, miner, 15
- ma'dan-e sang, quarry, 108
- ma'daniyāt, ore, minerals, 15
- madar-cāh, head well of underground water channel, 249, 252
- mādar-ō-bāčeh, a grape variety, 244
- mādeh, catch for door bolt, 66, 68, lower half of molding box, 18
- mad-gīr, plow stilt (Horāsān), 263
- madhūn, painted; colored\*
- mādi-sālār, overseer of irrigation channel, 256
- ma'dīn = ma'dan, 15, 130
- madqūq, pounded, crushed in mortar, 151
- mafrāg, bronze, 18
- maftūl, core reinforcement, 18, rim reinforcing wire, 26, hinge\*, heavy gauge wire, 43, guide pin, 69, brass wire, 209, velvet pile wire, 209
- maftūl-e beṛenj, brass wire, 94
- maftūl kašīdan, coarse drawing of wire, 43
- magākī, pit in front of frit kiln, 161
- magūn, magūnā, magūniyā, manganese, manganese oxide, 161, 163
- magz, heartwood, core wood, 80
- magzī, decorative edging, 234
- mahā, crystal\*
- mahaft, bookbinder's lining tool, 238
- maḥlūt, alloy, 18, mixed, 108
- maḥlūt kardān, to mix, 108
- mahmal-bāf, velvet weaver, 209
- mahmal-e barjesteh, embossed velvet, 210
- mahtābī, terrace roof, open terrace\*
- māhūt, cloth, base for embroidery, 218
- maḥzan, meal hopper, 288
- maik, scoop socket (Horāsān, Amol), 268
- maj, bundle of drawstrings, 211
- ma-jūn, kneaded, mixed, 152
- makabbeh, lid, 156, saggār lid, 164
- mākū, weaver's shuttle, 204, 205, a certain brick profile, 123
- mākū andāhtun, to throw the shuttle, 208
- mākūk, weaver's shuttle, 204
- mākū-kūb, goldbeater, 41
- māl, horseshoe (Varāmīn), 53
- malaj, elm tree (*Ulmus spp.*) (Caspian provinces), 77
- malāt, mortar; cf. *melāt*, 111, 113
- mālband, coach beam, pole, 90
- māleh, trowel, 108, 111, 134, 153, profiled modeling tool, 155, harrow, 266
- māleh-cāhārsū, plastering trowel, float, 112
- māleh-čīlak, stand-on harrow (Zābol), 266

- māleh-kaš*, harrow harness (Horāsān), 267  
*māleh kašīdan*, to harrow, 266, 267  
*malekī*, cloth shoe, 228  
*malekī-dūz*, cloth shoe maker, 229  
*mālidān*, to mold bricks, 110, to smooth, to polish, to rub, 108, 152, to harden felt, 223, to rub sheepskins, 233  
*malīkī* (Ābādēh) = *malekī*, 228  
*manbe*, small reservoir at well top, 257  
*manraz*, European hornbeam (*Carpinus betulus*) (Caspian provinces), 77  
*mā-mūlī*, ordinary bread, 291  
*man*, measure of weight, 62, 299, divisions on steelyard, 65  
*man-e šāh*, *man-e saḡat*, *man-e Fabrīz*, a measure of weight, 62  
*māngāneh*, punch, press vice, roller, 60  
*māngūleh*, strap to hold pair of scales, 64  
*manhūt*, silted, screened, 151  
*manjanīq*, warp suspension frame; cf. *man-jenīq*, *manzenīq*, 111, 204, 209  
*manjar*, shaft, 43  
*manjeh*, wire-drawing reel, 43  
*manjenīq*, beam holding warp rollers, 209; cf. *manjanīq*, *manzenīq*, 204  
*manqal*, charcoal brazier, 28  
*manqal-e bohārī*, *manqal-e farangī*, charcoal brazier with grill, 28  
*manqal-e gelī*, earthenware brazier, 153  
*muntāš*, rim of cart wheel, 90  
*manzenīq*, scaffold; cf. *manjenīq*, 111, 209  
*maqṣam*, water distribution basin (Kermān), 255  
*mardak*, yoke peg (Zābol), 62, plow stilt (Neh)\*  
*marmā*, opening in the structure of the windmill (Sistān), 285  
*marmahānī*, wrought iron, 8  
*marmar*, marble, 129  
*mārpā*, carving tool, 98  
*martabān*, large bottle with wide neck, 170  
*marz*, raised border, bund, 268  
*marz-band*, border raising, bund making, 268  
*marzeh*, pivot (Alburz), 290  
*marz-kaš*, earth-moving scoop, 52  
*mās*, mat weaver's comb, 220  
*māseh*, molding sand, fine sand\*, lime-sand mortar, 113  
*māseh*, trigger of gun, 60  
*mashūq*, pulverized, 151  
*māšīn-e boreš*, paper guillotine, 238  
*mašk*, leather bucket, 234  
*mašk-bīd*, musk willow (*Salix aegyptiaca*), 77  
*mašk-fīk*, musk willow (*Salix aegyptiaca*) (Caspian provinces), 77  
*māskūh*, pivot post of edge mill, 296  
*māšqal*, gold-inlayer's burnisher, 42, sharpening steel for scraper, 84  
*mašqul kardān*, to burnish, 42  
*mašqūl*, burnisher, 42  
*masrī*, axle of water drawing pulley, 256  
*māst*, yoghurt, curdled milk, 294  
*māsteh*, sandy friable soil (Kermān), 253  
*māstūreh*, yarn eyelet in shuttle, 204, 295  
*māsīn*, *māšīn*, scaffold carrying pulley, 256, windlass axle, 258, wooden part of mill axle, 281  
*māšūn*, trowel (Iṣfahān), 111  
*māšūreh*, bobbin (Nā'īn), 188, 195, cage spool shuttle (Yazd), 183, ball of cotton, 211, yarn eyelet in shuttle, 204, wett ball, 211, shuttle bobbin, 205  
*māšūreh kardān*, *māšūreh picīdan*, to wind onto bobbin (Māzandarān), 188  
*match*, drill, auger, drilling bit, 60, 85, 92  
*match-čangalbānī*, a kind of center drill†  
*match-gīr*, drill chuck, 60  
*match-halazūnī*, gimlet, fluted drill†  
*match-hazīneh*, countersinker†  
*match-ī*, grafting by drill, 271  
*match-kamāneh*, *match-kamānī*, fiddle drill, 29, 57, 85  
*match-markazī*, center drill†  
*match-saḡbor*, masonry drill, 60  
*match-ye bargī*, center drill, 85  
*match-ye dastī*, gimlet, 85  
*match-ye gīlō ī*, shell bit, 85  
*match-ye hazāneh*, countersink bit, 85  
*match-ye mārpā*, *match-ye pič*, screw auger, 85  
*match-ye qāsoqī*, shell bit, gouge bit, 85  
*match-ye seḡ-nūs*, center bit, 85  
*match-ye sūzanā*, nail bit, 85  
*match-ye tūpī*, countersink bit, 85  
*māthūq*, ground in a mill, 151  
*matīl*, broad holder, weaver's temple (Iṣfahān), 204  
*matūl*, *māthīz*, coarse grade inlaid work, 97  
*māzhar*, mouth of underground water channel, 252  
*māzū*, gall-nut, gall-apple, oak apple, 187, 231, 390  
*māzū kardān*, to tan, 231  
*māzū-kārī*, tanning, 231  
*māzūt*, crude oil used for fuel, 294  
*mēdād*, graphite, 19, pencil\*  
*mehri*, a grape variety, 244  
*mehvar-e souhān*, tang of file\*  
*mejri*, jewelry box, casket, 88  
*mejri-sāz*, jewelry box maker, 88  
*melā*, mortar, mud clay, mortar joint; cf. *malūt*, 111  
*melīleh*, gold or silver tinsel, gold lace, 46

- melileh dūzī*, embroidery with silver tinsel, 218  
*melileh-kārī*, filigree work, 33  
*me-mār*, architect, builder, bricklayer, 108  
*me-mār-bašī*, master builder, 108  
*mendāb*, rape seed, 296  
*mes*, copper, 16  
*mes-e čakošī*, native copper (Anārak), 16  
*mes-e moharrag*, copper oxide, burnt copper, 162  
*mes-e navard*, rolled copper strips (Šīrāz), 23  
*mesgar*, coppersmith, 24  
*mešjūs*, copper weld, brazing with copper, 24  
*miški*, black-colored, 225  
*mešqāl*, a measure of weight, 62  
*mešqāl*, brass\*  
*mešqālī*, a grape variety, 244  
*mešqāz*, support for drawing die, 43  
*metr*, ruler, 61  
*metr-e navārī*, tape measure, 61  
*midaqq*, *midaqqeh*, pestle of mortar, 151  
*mih*, nail, 52, dowel pin, 85, hook at end of tin snip handle, 26, bearing pin, 63, snarling iron, 25, point on marking gauge, 81, peg, 287, threading needle, pivot pin, 263, 281, thrust pin, 263, nail in windmill bearing, 286, 288  
*mihakk*, touchstone, test, 33  
*mihakk kardān*, to essay, to test, 33  
*mih bā gereh-ye zeh*, plug to hold string, 180  
*mihčeh*, peg to position tail stock, 91  
*mihčm*, wire cutter, side cutter, 60  
*mihčūbi*, dowel, 85  
*mih-e āsūnī*, *mih-e āsānī*, wedge on threshing wain, 274  
*mih-e bālā*, upper wedge on plow (Isfahān), 263  
*mih-e čelleh-tūg*, warping peg, 184  
*mih-e čūbi*, dowel, 85  
*mih-e daftīn*, peg holding reed batten, 204  
*mih-e goubānī*, rivet holding plowshare (Horāsān), 263  
*mih-e harak*, iron clamp, 80  
*mih-e kāgāzak*, shaft of breastbeam, 204  
*mih-e kār*, carpenter's working post, 81, bench post, 93  
*mih-e na'l*, horseshoe nail, 54  
*mih-e pūlī*, loom peg, 199  
*mih-e sar-gāzak*, peg of windmill bearing (Sistān), 287  
*mih-e sāz*, pulley block axle, 204  
*mih-e sefālīn*, *mih-e sifālīn*, clay peg in kiln, 160  
*mih-e tīr*, journal peg of axle, 155  
*mih-e zīr*, lower wedge on plow (Isfahān), 263  
*mih-kār*, center of work block, 98  
*mih-nimeh*, heavy anvil with a flat face, 29  
*mih-qolvar*, round topped anvil (Lūristān), 25; cf. *niqolvar*, 25  
*mih-rāb*, prayer niche, 120, 134, 149  
*mih-sāz*, nailer, nailsmith, 53  
*mijrafeh*, shovel, scraper, ladle, 162  
*mīl*, roller, 33, guide pin, 47, cart axle, 90, shaft, 57, steelyard beam, 65, tongue of balance, 63, windlass shaft, 109, shaft of potter's wheel, 154, thin bar of cotton gin, 180, spindle rod, 185, spindle of spinning wheel, 186, warp winding peg, 195, teeth on weaver's temple, 211, bobbin pin in shuttle, 204, velvet pile wire, 209, threshing wain axle, 274, threshing wain roller, 274, water wheel shaft, 282, 283, bookbinding tape, 237, rivet, 29, crowbar, 30  
*mīl-e āhamī*, steel part of mill shaft, 281  
*mīl-e āsijāh*, mill shaft, 52  
*mīl-e borreh*, threshing wain shaft, 274, threshing roller, 274  
*mīl-e čarh*, main shaft, 45  
*mīl-e čūbi*, wooden peg, 194  
*mīl-e čūm*, threshing wain shaft, 52, 274  
*mīl-e daftīn*, batten shaft, 204  
*mīl-e darajeh*, setting peg, 26  
*mīleh*, axle, shaft, 57, guide pin, 69, vertical shaft of underground water channel, 252, iron axle, 70, 274, pivot pin, 296  
*mīleh-ye qalam*, stem of chisel†  
*mīl-e jayr*, axle for rewinding pulley, 44  
*mīl-e manjeh*, reel axle or wire-drawing bench, 44  
*mīl-e mizān*, pivot of oil mill center post, 296, 297  
*mīl-e nafaskaš*, needle to make air vent, 14  
*mīl-e pič*, reel axle, 46  
*mīl-e qanbāz*, pivot of coach bogie, 90  
*mīl-e qošt*, serrated shaft of lock, 72  
*mīl-e jāh-qās*, push rod between eccentric and guide roller, 45  
*mīl-e tarāq*, axle pin of polishing mandril, 26  
*mīl-e zīr*, axle of frit mill, 151  
*mimbar*, pulpit, desk, 81  
*mimnāz* = *mamnāz*, 77  
*minā*, enamel glaze, 106, enamel work, 33, 38  
*minai*, enamel glaze, 147  
*minhal*, sieve, 151  
*mīqrāz*, scissors, 56  
*mīqrāz-e qalamdān*, paper scissors in writing set, 56  
*mīqrāz-e šotor*, curved carpet-trimming scissors, 57  
*mīr-āb*, water bailiff, 255  
*mīrs*, beech tree (*Fagus sylvatica*, *F. orientalis*) (Gadūk, Fīrūzkūh), 77  
*mīstafeh*, harrow, 266  
*mišqāl*, burnishing steel, 35; cf. *mašqāl*

- mişri*, blades of Egyptian steel and forged there, 55
- miştak*, plow handle (Zābol); cf. *mošteh*, 263
- mīlīz*, weaver's temple (Yazd), 204
- mīlqāl*, a coarse cotton fabric, 219
- mītraqeh*, hammer, rod, 151
- miyād*, plowshare (Zābol), 263
- miyād zadan*, to plow (Zābol), 263
- miyān-e göleh*, intermediate press block in oil mill, 297, 298
- miyān-e qaliyān*, center stem of water pipe, 92
- mīz*, table, 87
- mīzān*, balance with center pivot, 62, 63, threshing roller, 274, shaft of water wheel, 282, 283, center post of edge runner, 296
- mīzān-e āhanī-dūš*, iron balance; cf. *āhanī-dūš*, 63
- mīzān-sāz*, balance maker, 62
- mīz-e kār*, carpenter's bench, 81
- mīz-e kaşābī*, extension table, 87
- mīz-e kaşōī*, extension table, 87
- mīz-e tāşō*, collapsible table, 87
- mo'arak*, 125, see *mu'arak*
- mohāsīr*, district overseer, 256
- mohl-sāz*, cabinetmaker, 81
- mojaher*, chequered ornament for margins, 96
- modaqqaq*, pounded in mortar, 151
- moftalat*, crumbled, crushed, 151
- moftaz*, narrow chisel, 132
- moğān*, wood chisel, 84, 97
- moğār-e gūloī*, gouging chisel, 84, 98
- moğāreh*, reel for gold-wire, 46
- moğāreh por kardan*, to refill wire reel\*
- moğār-e kaj*, skewed turning chisel, 92
- moğār-e kebrīlī*, narrow wood chisel, 84, narrow carving chisel, 98
- moğār-e lūleh*, gouging chisel, 84
- moğār-e lūleh-kūčak*, half-round carving tool, 98
- moğār-e nūmbāz*, mildly curved chisel, 98
- moğār-e nūngerd*, hollow chisel, gouge†
- moğār-e nūmraz*, mildly curved carving chisel, 98
- mohabbā*, pounded, powdered, 151
- mohāfez-e dast*, hand protector of carpenter's plane†
- moharraq*, burnt, roasted; cf. *mes-e moharraq*, 162
- mohayyar*, choice, select, mohair, 177
- mohkam sodan*, to harden, to bind, 135
- mohr*, signet, 38
- mohr-e ʿsm*, seal with personal name, 38
- mohreh*, screw nut, 90, a course of *pisē* work, 168, ceramic bead, 167, roping mold, 222, burnishing stone, 224, burnisher, 232, 239, socket, 261
- mohreh-sāz*, bead maker, 151, 167
- mohreh-sarānj*, chessman, 97
- mohr-e hurūfī*, lettered rings of keyless lock, 72
- mohreh-yāī*, nut on hood lever bolt, 90
- mohr-naqš*, *mohr-tārāš*, signet-engraver, 38
- mohtaliq*, fixed, 152
- mojaddeh*, expert in measuring flow of water, 256
- mojassamēh*, statue, sculptured work, 97
- mojassam-sāz*, sculptor, statue carver\*
- moka'ab-e pā'in*, fixed end of hacksaw, 60
- molāyem kardan*, to soften, 233
- monabbāt*, chased metal work, repoussé, embossing, raised work, 35, 97
- monabbat-kār*, embosser, carver, 35, 97, wood engraver, 98
- monabbat-kārī*, chased metal work, repoussé, embossed work, 35, 97
- monabbat-kārī rū-ye saug*, ornamental stone-sculpture, 129
- monabbat-sāz*, wood carver, 97
- monaqeš*, painter, 164
- monaqqaš*, painted, stained\*
- monsūjat*, textile, fabric, cloth\*
- moqarreh*, electric insulator\*
- moqavvā*, cardboard cartridge wad, 60, blasting wad, 131, cardboard, 238
- moqavvā-bor*, wad punch, saddler's punch, 60
- mo'abbā'ī*, small fruit-preserving jar, 170
- moyakkab*, tracing ink, chemical compound, 129
- moğāk*, center point of lathe, 26, 91
- moğā-bor*, inside turning tool for removing center pivot, 133
- moğā-e dīzī*, centering pivot inside pot, 133
- moğāh*, center point of lathe, 132
- mošabbak*, pierced metal work, 36, 37, pierced woodwork, 97
- mošabbak-kār*, fretwork specialist, 37
- mošabbak-qul eh*, incense burner, 37
- mošaddiq*, expert in measuring flow of water, 256
- mošallas*, triangular bead for plaid work, 94
- mošallas-e berenj*, triangular brass bead, 94
- mošallas-e sabz*, green triangular bead\*
- mošallasī*, a certain rug design, 211
- mošallas-sāvī*, filing block for triangular beads, 94
- mošammāt*, opaque, 162
- mošar-kaš*, sayer (Tabfiz), 79
- mošmat*, opaque, 162
- mošt*, lump of clay, 108, 116, 152, lump of dough, 293
- moštārān*, plow stilt (Isfahān), 263
- moštāreh*, plow handle, scoop handle (Gilān), 262, 268
- mošteh*, clamping wedge, 58, strap to hold scales, 64, lump of clay, 154, pestle, 229, iron mallet, 234, 301, cotton dressing mallet, 180, 181, drawstrings, 206, plow stilt, 263, plow handle, 263, bookbinder's mallet, 238, scoop handle, 268

- mošteḥ pičīdan*, to knead clay by hand, 152  
*mošteḥ šodan*, to shrink, 223  
*mošteḥ zadan*, to place clay on wheel, 155  
*mošterūn*, see *moštārūn*, 263  
*mošti*, plow handle (Horāsān), 263  
*mošt zadan*, to beat printing mold\*  
*moṭallā*, gilded, 163  
*moṭayassef*, medium cut of file, bastard file cut, 58  
*mou*, grapevine, 244  
*mouj*, grain in timber, 80, a certain brick profile, 123, center piece of quill, 227, wavy velvet pattern, 209  
*mouj-dahī*, velvet-pressing tool, 209  
*mouj-e sūzani*, a pointed chisel, 129  
*moujī*, round cornered profile brick, 113  
*mouj-kār*, velvet finisher, 209  
*mouj kardān*, to press velvet into a pattern, 209  
*mū*, hair for making harvesting net, 276  
*mū adani*, minerals, ore\*  
*mū adaniyāt*, mineral substances; cf. *ma'daniyāt*, 15  
*mū'addin*, miner, quarryman\*  
*mū'arak*, cut-out piece of mosaic, 125  
*mū'arak čīdan*, to compose mosaic, 125  
*mubāšīr*, irrigation district overseer, 256  
*muhaddas*, modern steel, 55  
*mūhī*, chisel marking rows of fine lines, 36, 37  
*mujassameh*; cf. *mojassameh*, 97  
*mūm*, wax, 39  
*mūm-e asal*, beeswax, 38  
*mūnegā*, a grape variety, 244  
*mūqanū*, well-sinker, builder of underground water channels, water diviner, 251, 252, 253, 254  
*mūrakab*, composite steel, 55  
*murdā-sang*, dross of lead, 161  
*mūrī*, chimney, 160  
*mūrī-soḡal-rou*, irrigation pipe, 153  
*muṣaffā*, refined steel, 55  
*mūs-borīdeh*, angled round anvil, 29  
*mūsk*, handle knob of fiddle bow, 85  
*mūtāl*, Caucasian wing nut tree (*Pterocarya fraxinifolia*) (Gīlān), 77  
*muṭallā*, gilded, 163; cf. *moṭallā*  
*muwallad*, local steel, 55  
  
*nā*, snarling iron, 25  
*nāb*, water pipe (Alburz), 291  
*nabāt*, crystallized sugar, candy, 300  
*nabātī*, a grape variety, 244  
*naḡas-kaš*, air vent in a mold, 18  
*naḡt*, fuel oil, 19, 117, 159  
*naḡt-e siyāh*, crude fuel oil, 117  
*naḡ*, leather apron, 34  
  
*naḡ*, string, 94, 228, warp threads, 196, tie cord on weaver's reed (Kāsān), 195, transmission cord of spinning wheel (Nā'īn), 186, thin thread, 186, 218, branch to an underground water channel, 254  
*naḡ-andāzī*, cross-stitch, 219  
*nāḡār*, lunch, 293  
*nāḡās*, hammerscale, ore, copper, 162  
*naḡ az dāst-e čāp gereftan*, to take the thread from the reverse side (Rašt), 218  
*nāḡdūzī*, type of embroidery (Tehrān), 217  
*naḡ-e gūleh*, *naḡ-e kājī*, heddle loop (Sīstān), 209  
*naḡ-e rūš*, overhanging weft threads, 211  
*naḡī*, made of cotton yarn\*  
*naḡ kašīdan*, to draw threads in embroidery\*  
*naḡ-kūbīdan*, to flatten wire, 43  
*naḡl*, sifting, separating, 151  
*nāḡōngīr*, hoof shave, 54, flat narrow chisel, 92  
*nāḡonī*, chisel with curved surface, 26, 37, gouge; 92  
*naḡ pičī kardān*, to sling thread around needle, 218  
*nai*, sticks of bamboo, 204, brushwood, 109, blade on weaver's reed, 195, rush, 219, rushes forming wings of windmill, 287  
*nai*, earthenware hoops, 154, 253, flexible hose, 236  
*nai-hīndī*, bamboo, 219  
*nai-kūb*, mallet for bamboo flattening, 219  
*nai-lāl*, drilling tool on lathe, 92  
*nai-pīč*, maker of flexible hoses for water pipes, 236  
*nai-šekāf*, rush-cutting knife, 219  
*nai-tejīr*, cane used for mat weaving, 221  
*nājī*, long handle of fruit mill, 152, long handle of pot quern, 278  
*nājjār*, carpenter, cabinetmaker, 81  
*nājjār-e seft-kār*, carpenter, 81  
*nāl*, bottom frame of house (Gīlān), 107  
*nāl*, horseshoe, hoof, 53  
*nālakī*, plate, tray, 28  
*nāl-band*, farrier, shoeing smith, 53  
*nāl-bandī*, shoeing an animal, 53  
*nalbekī*, flange on axle to position wheel, 90  
*nāl-lī*, hoofsmith, farrier, 53  
*nāl-e dargā*, door lintel, 113  
*nāl-ekī*, heel of shoe, 229  
*na lgar*, hoofsmith, farrier, 53  
*namad*, felt, 222, felt wad, 28, 60  
*namad-māl*, fuller, 222  
*namad mālidān*, to full felt, 223  
*namak*, salt, 232, 233, 300  
*namak-e turkī*, saltpeter, 163  
*namak-pāšīdan*, to salt hides, 231  
*namak zadan*, to pickle skins\*

- namdār*, lime tree (*Tilia rubra*) (Caspian provinces, Tehrān), 77
- nān*, bread, 291
- nān-banā*, bread-baking pad, 293
- nān-čīn*, baker's skewer, 294
- nān-e barbarī*, thick flat bread, 291
- nān-e daštari*, fine bread, 291, 295
- nān-e faṭīrī*, unleavened bread, 291
- nān-e hamīrī*, leavened bread, 291
- nān-e hošk*, flat bread baked with fat, 291
- nān-e hošk-ārd*, coarse bread, 295
- nān-e hūnehgī*, small flat bread, 291
- nān-e lavāš*, a certain flat bread, 291
- nān-e rouḡanī*, flat bread baked with fat, 291, 294
- nān-e sāj (ī)*, bread-baked over an iron pan, 291, 292
- nān-e sangak*, *nān-e sangakī*, bread baked on a pebble floor, 291, 295
- nān-e šīrmāl*, milk loaf, 291, 295
- nān-e tābān*, unleavened bread, 291
- nān-e tāftān*, a certain flat bread (Isfahān), 291, 294
- nān-e tanūrī*, bread baked in drum oven, 291, 294
- nān-pahn-kon*, dough flattener, 293
- nān-paz*, bread baker, 293
- nān-pazī*, bake house, 293
- nān-puhtan*, to bake bread\*
- nānwā*, baker\*
- naqādi kardān*, to wind raw silk into skeins, 183
- naqāfī*, square-edged plaster knife, 135
- naqāšī kardān*, to paint, to apply decorative glaze, 164
- naqāfī*, four-legged stand for silk winding, 183
- naqāleh*, metal on brocade thread, 46
- naqāleh-pīč*, *naqāleh-pīč*, reel holding brocade thread, 46
- naqqār*, carver, sculptor, 128
- naqqārī*, sculptor's chisel, 129
- naqqārī-ye dāmdāndeh*, toothed chisel, scatch comp\*
- naqqārī-ye nūzani*, lime pointed chisel, 129
- naqqāš*, textile print designer, 98, designer, 125, painter, 88, 121, 164, 166
- naqqāšī kardān*, to paint, to design, 238
- naqš*, incised design on ceramic ware, 166, design of embroidery, 218
- naqš-bor*, side-cutting chisel, 98
- naqšeh*, design, 36, 122, 129, 164, 216, 225, cartoon for mosaic design, 122, draw harness, drawstrings, 266, chain-stitch, 219
- naqš-e hajjārī*, tracing for sculpture work, 129
- naqšeh bā rang kašīdan*, to transfer design to cloth, 218
- naqšeh-geresh*, a certain rug design, 211
- naqšeh-kāš*, carpet designer, 216
- naqšeh-biyādeh*, plan of building marked on site, 108
- naqš/kardān*, to engrave, to design, to trace, 38
- naqš kašīdan*, to draw a tracing, to trace a design, 166
- nar*, pegged half of molding box, 18, vertical bolt in lock, 68, main beam of rick structure, 289
- nār*, earthenware hoop for underground water channel (Kermān), 154, 253
- nāranj*, orange tree (*Citrus medica*), 77
- nāranjī*, orange colored\*
- nardebān*, ladder, 111
- nardīn*, grated roots of nard plant, 295
- nar-e šīr*, plug of cock\*
- nārestān*, sections of underground water channel where hoops are needed (Kermān); cf. *nār*, 253
- narmdār*, lime tree (*Tilia rubra*) (Gorgān); cf. *namdār*, 77
- narm kardān*, to soften, to flatten bamboo, 219, to crush oil seed, 296
- narm kardān-e fiṭād*, to temper steel, to anneal steel, 52
- narm sodan*, to become soft by annealing, 36
- nar-ō-mādeh*, tongue-and-groove joint, 85
- nar vandīdan*, to plane along the grain†
- nārwan*, cultivated elm tree (*Ulmus campestris*, *U. dehsa*), 77
- našāsteh*, starch, size to bind paper, 237
- nāstīj*, *nassāj*, weaver, 203
- nāstīrch*, coppersmith's anvil with its support, snarling iron, 25
- nā nā*, water-lifting wheel, 259
- nān*, grain feeder channel (Alburz), 270, 282, hollow tree trunk for husking mill, 291
- navā-bāf*, strap weaver, band weaver\*
- navan*, *navand*, bread-baking cushion (Qazvin), 293
- navāf-bāf*, strap weaver, band weaver\*
- navard*, loom beam, 201; cf. *nārd*, northward, *nebārd*, 204, 214
- navārdān*, to roll up, 214
- navardān*, beam supporting mill pinion, 297, tackle block, 297, 299
- navard-e hāld*, warp beam of vertical loom, 216, 214
- navard-e būm*, rear beam of loom, 209
- navard-e čellek*, warp beam, 210
- navard-e pā in*, cloth beam of vertical loom, 210, 214
- navard-e pīs*, cloth beam of loom, 209
- navard-kārī*, rolling section of copper mill, 23
- navard sodan*, to be rolled out, 23
- navār-e areh*, saw band†
- navār-e fešāng*, bandelier, 60

- nāvādān*, gutter, 297, 299, spout, 30, 114, 153, runner of mold, 18, feeder channel, 278, 288; cf. *noudān*
- nāv-kārīz*, hoop for lining underground water channel, 154
- navordān*, steel axis of pinion, 283
- nāyeh*, leather hose, 17
- nāzok-kār*, fine ornamental work, ornamental plaster sculptor, 112
- nāzok-kār kardan*, to render a wall with plaster of Paris, 112
- nebārd*, upright post of vertical loom (Širāz); cf. *navard*, 214
- nebārd-nāv*, loom beam (Širāz), 214
- nešādor*, sal ammoniac, 31, 61, 94
- nešā kardan*, to transplant, 271
- nī-dasteh*, plow stilt (Zābol), 263
- nīl*, dark blue, indigo, 192, elm tree (*Zelkova crenata*) (Caspian provinces), 77
- nīl-kārī*, indigo dyeing, 192
- nīmbor*, line-work chisel, 36, 37, sharp-edged cutting chisel, 36; cf. *qalam-e nīmbor*
- nīm-dāyereh*, semicircular end, 239
- nīmeh*, half brick, 112, 122
- nīm-fanar*, semielliptic spring, 90
- nīngaz*, half cubit (size of one course of *piš* work), 108
- nīmgerd-e košteādār*, a certain molding profile, 84
- nīm-hošk*, half-dry, leather-hard clay, 155
- nīm-ō-nīm*, lap joint, 86
- nīmvrāh*, medium-sized anvil (Lūristān), 25
- nīm-taneh*, short sheepskin coat, vest, 232
- nīm-vār*, chisel with rounded corners, 36, 37
- nīm-zār*, size of one course of *piš* work, 108
- nīqolvar*, small anvil (Lūristān), 25
- nīsādor* = *nešādor*, 94
- nīs-e dastgāh*, bench stop, 82
- nō*, a hollow metal strip (Borūjerd), 88, grain feeder channel (Alburz); cf. *nāv*, 279
- nō-e āb*, penstock, 280
- nōgān*, silkworm eggs (Māzandarān), 182
- nōhūd*, a measure of weight, 62, pea, pulse, 277
- nōk*, point on marking gauge, 81, 132
- nō-kār*, flour hopper (Alburz), 279
- nōk-e dāndeh*, cutting point of saw tooth†
- nōk-e nāh*, point of nail, 54
- nōk-āz kardan*, to sharpen teeth of comb, 101
- nomreh*, number punch†
- nomreh-bandī kardan*, to sort according to size, 183
- nomreh gereftan*, to sort hair for fulling\*
- nongāz*, hollowed chisel (Rašt), 92
- noqreh*, silver, 31
- noqreh-kār*, *noqreh-sāz*, silversmith, 31
- noqreh-ye hālīs*, *noqreh-ye hazār*, *noqreh-ye hezār*, fine silver, pure silver, 33
- noqreh-ye jāmhūr*, silver not up to standard\*
- noqreh-ye qorš*, fine silver, pure silver, 33
- noqreh-ye zībaqī*, mercury\*
- noqteh*, dead center of lathe, 27
- nōrd*, warp beam, cloth beam (Māzandarān), 204; cf. *navard*, *nouhard*, *nebārd*
- nōrd-gardān*, *nōrd-e gardūn*, warp beam release lever (Māzandarān), 205
- noudān*, feeder channel (Širāz); cf. *nāvādān*, 279
- nougān*, see *nōgān*, 182
- nouhard*, *nouvard*, breastbeam (Yazd); cf. *navard*, *nōrd*, *nebārd*, 204
- nufār*, storehouse (Gīlān)\*
- nūn*, see *nān*, 291
- oḥrā*, pure iron oxide from Qešm island, 80; cf. *gel-e oḥrā*
- oraḥ*, sickle (Tabriz)\*
- orām-kārī*, depilation in tanning, 231
- osar*, halter (Iṣfahān), 275
- oškaneh*, pointed wood-carving chisel (Iṣfahān); cf. *eškeneh*, 98
- ošnān*, *ošnū*, *ošnūn*, soda plant (*Salsola spp.*), 161
- ostā*, upright beam, 210
- ostohvān*, bone for inlaid work, 93
- ostohvān-e šotor*, camel bone for inlaid work, 93
- otāq*, coach boot, 90, living room\*
- otāq-e hešt-e kāšī*, tile drying chamber, 157
- otāq-e nešiman*, boot with main seats in coach, 90
- oujar*, plow (Tabriz), 263, plow beam (Hamadān), 263
- oušūn*, winnowing fork\*
- ouzār*, oblong hole in mill mud (Širāz); cf. *afzār*, 281
- pā*, leg of vice-drawing bench, 43, foot of chest, 88, foot of windlass, 100, harness treadle, 204, 209
- pābaqal*, ornamental molding profile, 122
- pācāl*, pit in front of furnace, 126, loom (Māzandarān), 204
- pādār*, beam to tighten warp, 220, board supporting warp, 220
- pādō*, baker's assistant, 294
- pā Jesār khidan*, to change the shed, 205
- pā-gāh*, footrest, 155
- pā-go zāsteh*, crossbeam of threshing wain (Hamadān), 274
- pah*, facet of gem stone\*, tool edge, 27, window sill brick, 113, chamfer†, bevel†
- pā-hāneh*, see *pā-hūneh*, 281
- pahdār*, beveled\*
- pahlū*, column of vertical loom, 210, 214

- pahlū-kaš*, lever for advancing breastbeam, 204  
*pahn*, flat rolled dough, 293  
*pahnā-kaš*, *pahn-bānd*, *pāneh-bānd*, weaver's temple, broad holder, 211  
*pahn kardan*, to stretch in forging, to flatten, 52, to spread out, 154, to press boiled candy flat, 301  
*pahn-kaš*, weaver's temple, broad holder, 200  
*pā-hūneh*, thrust bearing block, 281, 283  
*pā-hūni*, crossbeam of threshing wain, 274  
*paḥ zadan*, to chamfer an edge†  
*pā*, foundation of building, 108  
*pāimāneh*, marking gauge, 80  
*pāwand-e pūst*, grafting under the bark, 271  
*pāwand zadan*, to graft, 271  
*pāyūb*, poplar (*Populus euphratica*) (Damgān, Qair, Nairīz), 77  
*pak*, maple tree (*Acer laetum*) (Kalārdašt), 77  
*pāk*, clean (sktn in chamois treatment), 233  
*pākār*, assistant water bailiff (Yazd), 255  
*pākizēh kardan*, to smooth plaster surface, 135  
*pakorak*, shielding wall of windmill (Sistān), 286  
*pāl*, main wheel on spinning wheel (Ardistān), 186  
*pālād*, lime tree (*Tilia rubra*); cf. *pālās*, 77  
*pālān*, pack saddle; cf. *pālān-dūz*, 234  
*pālān-dūz*, *pālāngur*, *pālāni*, pack saddle maker, 234  
*pālās*, maple tree (*Acer insigne*) (Kūh-e Darfak); cf. *palat*, 77, tent fabric (Sistān), 200  
*pālās*, lime tree (*Tilia rubra*) (Manjil); cf. *pālād*, 77  
*palat*, *palāt*, maple tree (*Acer insigne*) (Lāhijān); cf. *pālās*, 77  
*pālāyēs*, large rice strainer, 28  
*pā-māšāl*, fixed bearing for press beam, 297, 298  
*pānbeh*, tinner's cotton pad, 31, cotton, 177, 221, 227  
*pānbeh-āb*, cotton mop to smooth plaster work, 135  
*pānbeh-dāneh*, cottonseed, 296  
*pānbeh-risādan*, to spin cotton, 185  
*pānbeh zadan*, to tease cotton, to bow cotton, 180  
*pānbeh-zan*, cotton bower, 180  
*panj*, a certain brick profile, 123  
*panjāweh*, window, 86  
*panjeh*, bellows slats, 29, beater comb, 211, rake, 275, scoop, 263; cf. *penjeh*  
*panjeh kašādan*, to scoop (Horāsān), 269  
*panj-mih*, nails holding plowshare (Gilān), 262  
*par*, flat plate to attach axle to spring, 90, water wheel, 280, 282, spoke of water wheel, 283, blade of water wheel, 281, 291  
*parak-e ĉarḥ*, cross wood of windlass, 109  
*pārāndeh-zanē*, very fine shot, bird shot, 59  
*parāng*, plug on plow beam to attach yoke (Isfahān), 262  
*parē*, rivet, 70  
*parē-bor*, nail extractor, 54  
*pārēh*, ornamental brickwork, mosaic, 121, lining on edge of mat, 221, ink pad, 226, quilt cover fabric\*  
*pārēh-band*, rope controlling healdle, 211  
*pārēh sāneh zadan*, to compact weft, 205  
*parēidan*, to strike, to bend, to drive down\*  
*parē kardan*, to bend point of nail over, 54, rivet, 54  
*pārēdāht*, finishing, polish, 27, 30  
*pārēdāhtī*, carpet trimmer, finisher, 216  
*pārēdāht-kār*, metal polisher, 29  
*pārēdāht kardan*, to polish, 130, fine cutting on lathe, 91, final trimming of carpet, 217, to smooth felt, 224  
*pārēdāz*, chisel marking fine lines, 37  
*pardeh*, door curtain, blind, 221  
*pardeh-bāf*, maker of door curtains and blinds, 221  
*pardū*, roof batten, 114  
*par-e āsiyāb*, spoke of water wheel, 283  
*par-e dūvāl*, eyebolt on threshing wain, 275  
*pārēh-dūz*, sole maker, 229  
*par-e mākū*, bobbin brake, 204  
*pargār*, pair of compasses, 36, 61, 81, circle made by compasses\*  
*pargān-e andāzeh*, outside calipers, 133  
*pargāreh*, small pair of compasses, 61  
*parēhēh*, fibrous bark of palm tree, 256  
*park*, hide strip around shoe sole, 229  
*par kardan*, to prune, 271  
*par-kaš*, stay rope of windmill blade (Sistān), 287  
*parreh* (cf. *par*), wheel spoke, 90, triangular bead, 94, 95, spindle, 185, spindle flyer, 184, spoke of wheel pulley, 256, blade of water wheel, 283, 291, toothed gear wheel, 283, main wheel of spinning wheel, 186, main wheel of twisting wheel, 196, door bolt, lock bolt\*  
*parreh-borreh*, threshing spike (Širāz), 274  
*parreh-sāvi*, filing block for triangular (corner) beads, 95  
*parreh-ye borreh*, *parreh-ye čām*, threshing peg, 52, 274  
*parreh-varū*, fine-grade inlaid work, 97  
*parreh-ye āsiyā*, sail of windmill, windmill blade (Sistān)\*  
*par-e mākū*, spring in shuttle, see *par-e mākū*, 204  
*pārs*, wooden block supporting mill axle, 151, wedge holding blade of water wheel\*



- pārs-dār*, millstone-setting device (Alburz), 281  
*pārsist*, plow sole (Isfahān), 263  
*parāō*, stay tightener of windmill (Sistān), 287  
*parū*, winnowing shovel, 276, wooden shovel, 276, baking shovel, 294, shovel to handle oil seeds, 297  
*parū ī*, plow beam (Horāsān), 263  
*parvānak*, wings on spinning head, 46  
*parvāneh*, silk moth, 183  
*pasār*, top and bottom rail of door frame, 86  
*pasār* = *pasār*, 86  
*pasch*, blank for cutting a comb, 99  
*pas-e kār*, cloth beam, 220  
*pas-e kūrēh*, ash pit of furnace, 19  
*pasgōd*, nonlevel bed of underground water channel, 254  
*pasgūn*, weeding spade (Isfahān), 52, 271  
*pāsīdan*, to sow, 271  
*pāsīneh*, door hinge; cf. *pāsneh*, 52  
*paśm*, wool, hair, down, 177, 222, 227  
*paśm borīdan*, *paśm cīdan*, to shear sheep, 177  
*paśm-e firīz*, shorn wool, 179  
*paśm-e šōr kandan*, to pluck camel's hair, 177  
*paśm gereftan*, wool to interlock in felting, 224  
*paśmīn*, woolen\*  
*paśm-rīs*, wool spinner, 186  
*paśm rīsīdan*, to spin wool, 185  
*paśmīstān*, to scour wool, 179  
*pāsneh*, door hinge (Isfahān), 52, socket hinge, pivot, 86, 127, heel leather, heel of cloth shoe; cf. *pāsīneh*, 229  
*pāsōh*, plant used for potash production\*  
*pās-pūs*, heel of cloth shoe, 229  
*pasteh*, cultivated pistachio tree, 189  
*pāsāreh*, hose measurement for irrigation, 255, stones forming orifice, 255  
*pā-tāteh*, treadle disk of potter's wheel, 154  
*pā-tang*, foot-operated rice mortar (Gīlān), 290  
*pāteh*, brushwood fuel, 160  
*pāteh-lārēh*, a certain rug design, 211  
*pātl*, *pātl*, dyer's copper boiler, 193, cast iron cauldron, 301, sugar boiler, 300  
*pātlēh*, boiler, cauldron, 193  
*pā-ye āstīn*, vertical pole of mill-setting device, 281  
*pā-ye zārk*, branch fork to support windlass, log, bearings for grinding shaft, 57  
*pā-ye dālčeh*, foot of leather bucket\*  
*pāyeh*, post of grinding wheel, 39, table leg, 87, main stand of spinning wheel, 186, stand of cotton gin, 180, foot of wool comb, 182, vertical loom post, 210, seat post, 274  
*pāyeh-buzurg*, column of spinning wheel (Māzandarān), 186  
*pāyeh-čārī*, tripod of twisting wheel (Kāšān), 196  
*pāyeh-kūčik*, spindle stand on spinning wheel (Ardistān), 186  
*pāyeh-ye tīr*, guiding beam, 297, 299, upright posts of grape press, 300  
*pā-ye kūzeh*, foot of jar, jar stand, 155  
*pā zadan*, to knead with foot, 152  
*pāzīn*, bearing blocks for press beam, 297, 298  
*pedarsel*, plowsole (Surmaq), 263  
*pehen*, horse manure, 154  
*peing*, water-measuring dish, 255  
*pelak-bor*, wad punch, saddler's punch, 60  
*pelleh*, tail stock of lathe, 91  
*penjeh*, rake\*, frame for beehive, 153; cf. *panjeh*, 275  
*penjeh-korūk*, iron ends to join hoops of coach hood, 90  
*pestānak*, anvil on gun lock to carry percussion cap 59, valve, valve flap, 101, blow torch†  
*pestānak-e jūš*, welding torch†  
*pestānak-e laḥīm-kārī*, soldering torch†  
*pestāneh-ye dam*, valves on bellows, 51  
*pesteh*, pistachio, pistachio tree (*Pistacia vera*), 189; see *pasteh*  
*pī*, tallow, 39, see *pīh*  
*pīč*, screw, setting screw for rolling mill, 33, warping in timber, 80, chain-stitch, 219  
*pīč-āmōreh*, rivet, 29  
*pīč-e dastī*, carpenter's clamp (Isfahān), 86  
*pīč-e farangī*, overlapping joint, 24  
*pīč-e ḥorūsak*, saw-tightening screw, 60  
*pīč-e mādeh*, interior screw thread, 69  
*pīč-e markazī*, screwed center of auger, drill†  
*pīč-e nar*, exterior screw thread, 69, 70  
*pīč-gūšīl-sarkaj*, angle screw-driver, 61  
*pīč-ḥorūsak*, 60; see *pīč-e ḥorūsak*  
*pīč ḥwōrdan*, to turn up mat edges, 219  
*pīčīdan*, to twist (Kāšān), 181, 208, to wind yarn on stick, 188, 197  
*pīčīdan be sotun*, to wind around column, 135  
*pīčīdeh*, warped (timber), 80  
*pīč kardan*, to cut a thread, 29  
*pīč-sar-qāmeḥ*, bolt in spring shackle, 90  
*pīč tarāsīdan*, to cut a thread, 29  
*pīh*, tallow, 101; see *pī*  
*pīl*, spindle (Isfahān); cf. *pīlī*, 185  
*pīlāv*, a certain rice dish; cf. *polou*, 242  
*pīleh*, *pīleh-abrīšam*, silk cocoon, 182, 183, a certain rug design, 211  
*pīleh jūš kardan*, to heat silk cocoons (Māzandarān)\*  
*pīlī*, spindle (Isfahān); cf. *pīl*, 185  
*pīlis*, burr (Šīrāz), 36  
*pīneh*, beam inside wall above press beam of oil mill\*

- pir*, heartwood, 80  
*piš*, weaving cross (Isfahān), 204  
*piš-band*, belt socket to hold winding spool (Kāsān), 196  
*piš-e ḥarak*, cross beam of sawyer's jack, 80  
*piš-e qalāvar*, mudguard in front of driver's seat, 90  
*piš-kabūl*, harrow (Gilān); cf. *piš-kā ūl*, 266  
*piš-kār*, craftsman's assistant, 152, upper face of tunnel, 253, shaft beyond trial well\*  
*piš-kā ūl*, harrow; cf. *piš-kabūl*, 266  
*piš-maḥ*, drilling guide, 92  
*pišā*, main rod on weaver's reed (Kāsān), 195  
*piš-pā*, tool support, 91, 132  
*piš-panjeh*, toe cap, 230  
*piš-tang*, beam in front of press slot, 297, 298  
*pisteh haqiqi*, pistachio tree (*Pistacia vera*, *P. mulica*); cf. *pesteh*, 77, 245  
*piyāleh*, dish of pair of scales, 63, glaze-pouring dish, 164, water measuring dish, 255  
*piyāz*, onion, 245  
*pol*, seesaw lever, 290  
*polou*, a certain rice dish; cf. *pilāv*, 242  
*por-z*, broken-up silk cocoon (Māzandarān), 265  
*por-z kardan*, to break up silk cocoons, 205  
*pošdivō*, windmill spoke (Horāsān), 287  
*pošt*, reverse side of metal work\*, flesh side of hide\*  
*pošt-band*, cover strip, 86, wood limiting depth of saw cut, 99, pole to hold harness, 211  
*pošt-band-e kamāneh*, horizontal beam supporting heddles, 211  
*pošt-baqal*, cast brick panel, 123  
*pošt-e arreh-borešt*, back of tenon saw (Širāz), 82  
*pošt-e bām*, mud roof, 114  
*pošt-e güleh*, shed rod, 200  
*pošteh*, board cut from splint, 80, water drawer's shoulder harness, 257  
*pošt-e köji*, shed rod (Sistān), 200  
*pošt-e küh-e sang*, at the back of the "Stone Mountain," 130  
*pošt-e māhi*, back of scissor blade, 56  
*pošt-e liğ*, backing iron of plane, 83  
*pošt-mil*, fixed bar in cotton gin (Kāsān), 180  
*pošt zadan*, to turn the outside, 132  
*pošveh*, soapwort (*Saponaria officinalis*) (Kāsān), 300  
*potk*, sledge hammer, 51, heavy hammer, 157  
*potk zadan*, to strike with a heavy hammer\*  
*poušāl*, treadle (Yazd), 204  
*pū*, a row of knots in a carpet, 216  
*pūd*, welt; cf. *pūt*, 200, 204, 211, 215  
*pūd-e rū*, weaving shed, 200  
*pūd-e zir*, counter shed, 200  
*pūdī*, name for a coarse-grade silk (Kāsān), 183  
*puf kardan*, to blow glass, 170  
*puhtan*, to fire a kiln, 159, 161, to fire bricks, pöis, 154, to boil dye, 193, to cure a hide, 231, to boil sugar, 300  
*puhtan-e rūniyāz*, to boil madder\*  
*puhteh*, fired\*  
*pūkeh*, cartridge case, 60  
*pūk kašidan*, to roll felt, 224  
*pūlād*, carbon steel, hardenable steel, 7, 8, 9, 52, turner's tool, 91; cf. *fūlād*  
*pūlād-e hindī*, an Indian sword\*  
*pūlād-e kaj*, skewed turning chisel, 92  
*pūlād-gar*, steel worker\*  
*pūlak*, metal ornaments, 88, leather block, 181  
*pūreh*, scaffold above water well, 256  
*pūsāl*, shavings, 82  
*pūsāl-šekan*, chip breaker iron of carpenter's plane†  
*pūs-e çoğondar*, sugar beet stalk, 117  
*pūs-gāz*, plow wedge (Horāsān), 263  
*pūšideh*, covered dovetail joint, 86  
*pūs kardan*, to heat up, to burn, 279  
*pūst*, hide material for leather buckets, 234, rice husk, grain husk, 292  
*pūst-e āhū*, gazelle hide for sieve and fork making, 276  
*pūst-e anār*, pomegranate rind, 191, 226, 233, 300  
*pūst-e ballūt*, acorn skins, 192  
*pūst-e boz*, goatskin, 101  
*pūst-e derāht*, tree bark\*  
*pūst-e gerdū*, outer walnut shell, 192  
*pūst-e gūsfand*, sheepskin, 101, 232  
*pūsteh*, section in underground water channel, 240, 253  
*pūst-e kuzeleh*, cotton capsule (Kāsān), 179  
*pūst-e olāğ*, donkey hide, 262  
*pūstīn*, sheepskin garment, 232  
*pūstīn-dūz*, furrier, maker of sheepskin garments, 232  
*pūstīn-e nīm taneh*, sheepskin vest, 232  
*pūstīn-forūš*, dealer in sheepskin garments, 232  
*pūst kandan*, to husk rice, 290  
*pūt* = *pūd*, 200  
*pūtān-e pubileh*, tapestry weave (Širāz), 215  
*pūz-band*, muzzle, 275  
*pūzeh*, toe, 229  
*pūzeh-bārik*, narrow toecap, 230  
*pūzeh-pahn*, broad toecap, 230  
*qābi*, tray for oil pressing (Isfahān), 297  
*qāb-kūb*, ceiling maker, 81, 87  
*qāb-lameh*, window sill, 113  
*qāb-sāz*, maker of paneled ceilings, 81, 87  
*qabzeh*, bow tightener, 91  
*qāčī zadan*, to roughen wood with plane†  
*qadağ*, water dish on polishing bench, 155, glaze vat, 164, dyeing vat, 193, salting

*qadah*—contd.

- vat, 231, water dish on textile printer's bench, 226
- qadahēi*, earthenware household vessel, 155
- qadd*, straight-edge, marking ruler, 122
- qaffāl*, locksmith, 66
- qahrī*, underground water channel, 254
- qahveh-hāneh*, tea house, 28
- qahveh-i*, brown, 192
- qahveh-jūs*, *qahveh-rizī*, small samovar, 28
- qaiēi*, shears, 177, scissors, 56, 301, tin snips, 26, 60, seccateurs, 271
- qaiēi-āhanbor*, heavy shears†
- qaiēi-ahromī*, levered shears, 60
- qaiēi-dastī*, tin snips†
- qaiēi-mihēm*, wire cutter, 60
- qaiēi-pādār*, stock shears†
- qaiēi-qālī-bāfī*, carpet-trimming scissors, 216
- qaiēi-sāz*, scissor maker, 56
- qaiēi-simbor*, wire cutters†
- qaiēi-ti-kan*, scissor grinder, 57
- qaiēi-ye qalamdān*, scissors belonging to a writing set\*
- qaid*, tie bar, 43, bar in coach bogie, 90, carpenter's clamp, 86, frame supporting table top, 87, trimming press, 238
- qaidēh*, middle rail of door frame, 86
- qairā agāj*, Caucasian elm tree (*Ulmus pedunculata*), 77
- qais*, peg on draw harness, 90, leather strip for bellows, 101
- qal*, tin, 31, 60, 162
- qalāg*, eye to guide wire, 45
- qalā'i*, steel from an unknown locality, 55
- qalam*, chisel, 34, 38, 58, 60, 129, punch, stylus, 123, dusting brush, 18, 166, turning tool, 91, marking scribe\*, mason's chisel, 127, 128, 131
- qalambak*, warp ball; cf. *qalambeh*, 204, 209
- qalam-bā-zūr*, hand-operated chisel, 38
- qalambeh*, warp ball; cf. *qalambak*, 204, 209
- qalambok*, bar holding harness strings (Tehrān), 206
- qalam-dambārik*, cross-cut chisel, 60
- qalamdān-sāz*, pen box maker, 238
- qalam-e aksī*, engraving chisel, engraved work, 37
- qalam-e būm*, flat embossing chisel, punch, 36
- qalam-e dīzī*, inside roughing chisel (Māshad), 133
- qalam-e gerd*, hollow chisel†
- qalam-e hūseh*, oval-faced chaser punch, 36
- qalam-e kaf-taht*, chisel for resetting background, 36
- qalam-e kandan*, cutting chisel\*
- qalam-e kaptarāshī*, roughing chisel, 132
- qalam-e labeh-ye gerd*, half-round cold chisel†

- qalam-e mofraz*, smoothing chisel, 132
- qalam-e monabbat*, embossing chisel, 36, wood-carving chisel, 97
- qalam-e monabbat-kārī*, carving chisel, 97
- qalam-e mū (hī)*, hair brush, 165, plasterer's brush, 135
- qalam-e nāhonī*, chisel for cutting sheet metal, 36, 60; crescent-shaped chaser punch, 37
- qalam-e nāqqārī*, carving chisel, 129
- qalam-e nūmbor*, cold chisel for parting metal, 36
- qalam-e nīm-kāleh-pūs*, intermediate size chisel, 132
- qalam-e pardāz*, chisel with short linear edge, 36
- qalam-e qaiēi-kār*, boiler maker's cold chisel†
- qalam-e qorsum*, roughing chisel, 36
- qalam-e šalībī*, cross-edged chisel†
- qalam-e sāneh*, toothed chisel, 128
- qalam-e sāyeh*, serrated chisel, 36
- qalam-e siyār*, groove-cutting chisel†
- qalam-e sūzanī*, fine-pointed chisel, 129
- qalam-e tah-sāvī*, inside smoothing tool (Māshad), 133
- qalam-e taht*, flat cold chisel†
- qalam-e yak-tū*, chisel marking small circles, 36
- qalam-giri*, tracing lines with a fine chisel, 36, outlines\*
- qalamī*, grafting by drill, 271
- qalam kandan*, to engrave, 37
- qalam-kār*, printed textile, chintz, 225
- qalamkār-sāz*, textile printer, 225
- qalam-nāhonī*, 60; see *qalam-e-nāhonī*
- qalam-pahn*, broad cold chisel, 60
- qalam-yatū*, chisel marking small circles; cf. *qalam-e yak-tū*, 36
- qalam zadan*, to sculpture, to cut, 129, to scrape stone pot (Māshad), 131
- qalam-zan*, engraver, chaser, embosser, 28, 35, fretworker\*
- qalam-zanī*, chiseling, engraving, 37, embossing, 35, sculptured work, 129
- qalāvīz*, thread tap, 60
- qalbīl*, sieve, strainer, 115
- qalbīleh*, bolster on pivoted coach bogie, 90
- qālī*, silver smelter, refiner, 33
- qāleb*, molding box, 116, 135, mold, 18, 238, 300, molding pattern\*, profiled roller, 30, swage, 94, brick mold, 110, hoop mold, 154, peg inside weft ball, 211, rope guiding mold, 222, hatter's molding block, 224, printing block, 98, 225, shoemaker's last, 230
- qāleb-e ābī*, printing block for blue, 226
- qāleb-e bālā*, upper half of molding box, 18
- qāleb-e felezzi*, metal mold, 157
- qāleb-e hūseh*, swage die, 26
- qāleb-e kāshī*, tile mold, 157

- qāleb-e langar*, core molding box, 18.  
*qāleb-e maški*, printing block for black, 225  
*qāleb-e miḥpari*, rivet head punch, 26  
*qāleb-e pā'in*, lower half of molding box, 18  
*qāleb-e qermez*, printing block for red, 225  
*qāleb-e rūš*, corner decoration of trunk, 88  
*qāleb-e saffālin*, potter's saggar, 164  
*qāleb-e siyāh*, printing block for black, 225  
*qāleb-e taneh*, planishing iron, 26  
*qāleb-e tarāš*, potter's chuck, 156  
*qāleb-e zabāneh*, mold for pen box, 239  
*qāleb-e zarī*, printing block for yellow, 226  
*qāleb hālī kardān*, to empty a mold, 157  
*qāleb kardān*, to guide rope strands, 222  
*qāleb-tarāš*, printing block cutter, 68  
*qāleb-zadan*, to mold, 300, to press clay into a mold, 157, to place hat on block, 223  
*qal-e lahīm*, soldering tin, 61  
*qal-gār*, tinner, 31  
*qālḡar*, silver smelter, refiner, 33  
*qālī*, carpet, 199  
*qālī-bāf*, carpet weaver\*  
*qālī-eh*, *qālīyā*, *qālīyāb*, wood ash, potash, 160, 179, 194, 306  
*qālīyāb-e qomī*, potash from Qom, 160  
*qālīyāb kardān*, to rinse in potash solution, 194  
*qālīyān*, water smoking pipe, 236  
*qāl-kardān*, to refine, to separate precious metal, 33  
*qallā*, potash burner, 160  
*qaltabān*, roof-rolling stone, 114  
*qaltāk*, *qaltak*, guide pulleys, 257  
*qālūb*, *qālūb*, oil-pressing tray (Isfahān), 297; cf. *qāleb*, hatter's molding block, 224, printing block (Yazd), 225  
*qalyān*, see *qālīyān*, 236  
*qambīleh*, kamela, a red dye, 190  
*qamī*, beam on threshing wain (Sīrāz), 274  
*qāneh*, a certain stage in inlaid work, 96, carved wooden window, 98  
*qanāt*, underground water channel, 154, 246, 249, 250, 251, 252, 253, 254, 255, 256, 258, 259, 282  
*qanāt nah*, branch channel, 254  
*qand*, candy, 300  
*qandān*, sugar basin, 32  
*qand-e kalleh*, loaf sugar, 300  
*qand-šekan*, sugar loaf splitter, 56  
*qannād*, confectioner, sugar boiler, 300  
*qannādi*, sweetmaking, 300  
*qapān*, steelyard, 62  
*qapān-dār*, man who has steelyards for hire, 65  
*qar*, boiler flask of still, retort, crucible, 163  
*qar ambīq*, distilling apparatus, 163  
*qaraqāc*, cultivated elm tree (*ulmus densa*) (Āzarbaijān), 77  
*qarār*, setting tool, hammer and swage, 52, vat\*  
*qarār-e rū*, *qarār-e rū-i*, set hammer, 52  
*qarār-e zūr*, swage, 52  
*qarqareh*, ratchet drill, 60, sheaf pulley, 297, 299  
*qargarī*, pulley, 221  
*qay āt* (pl. *qiyā*) dish, plate, 156  
*qāsem*, *qāsem-ābī*, water bailiff, 255  
*qāsoq*, see *qāsuq*, 29  
*qāssāb-hāneh*, slaughterhouse, 231  
*qāssār*, fuller, 222  
*qāsuq*, spoon, 29, tool to empty rock holes, 130, water wheel bearing, 291  
*qāsuq-e sāhi*, sherbet ladle (Ābādeh), 97  
*qāsuq-e šarbat*, sherbet ladle, 97  
*qāsuq-tarāš*, spoon carver (Ābādeh), 98  
*qātelī*, multicolored decorative margin, 98  
*qat kardān*, to cut off, 52, to cross-cut timber†  
*qat-kon*, cross-cut saw, 82  
*qatmeh*, wool thread, 186  
*qāz*, bearing for batten shaft, 204  
*qāzak*, breast beam; cf. *kāgāzak*, 204  
*qel-e jakt*, plow stilt (Horāsān), 263  
*qel-e jakt-e jelū*, front plow stilt, 263  
*qelīst*, feather joint (Sīrāz), 85  
*qeltondegī*, smoothing, polishing, 40  
*qermez*, crimson, scarlet, cochineal, 190, insect producing cochineal\*, red-colored, 225  
*qermez-dāneh*, cochineal, 189  
*qermez-e parpar*, purple-colored, 163  
*qesmat-e motaharrek*, movable jaw of vice†  
*qesm-e ajamī*, a certain section in the turquoise mine, 38  
*qesm-e čogāleh*, a certain section in the turquoise mine, 38  
*qesmeh*, sections in mine, 39  
*qesm-e šajarī*, a certain section in the turquoise mine, 38  
*qesm-e tuḡūl*, a certain section in the turquoise mine, 38  
*qezelgoz*, beech tree (*Fagus sylvatica*, *F. orientalis*) (Gīlān), 77  
*qif*, funnel, 30  
*qil*, pitch (Mašhad); cf. *qir*, 132  
*qilī-eh*, potash, 160  
*qir*, pitch, mixture of sand and pitch; cf. *qil*, 35, 132  
*qoff*, lock, 69, gun lock, 60  
*qoff-e āhan*, padlock, 69  
*qoff-e aspī*, spring lock shaped like a horse, 70  
*qoff-e fanar*, padlock with screw key, 69  
*qoff-e fanarī*, push-key spring lock, 70  
*qoff-e hurīfī*, keyless letter combination lock, 72  
*qoff-e lūleh*, tubular padlock, 71  
*qoff-e rūmī*, door lock with cogged wooden bolt, 66

- qoşgar*, *qoş-sâz*, locksmith, 66  
*qolâb*, hook, 63, 65, hooked scraper, 101,  
 hooked knotting knife, 215, spinning hook,  
 221, iron fork, 275  
*qolâb-e kûreh*, slag hook, 50  
*qolâb kardan*, to round edges of timber, 101  
*qolâj*, a certain flat bread (Gorgân), 291; see  
*golâj*  
*qoljak*, table around potter's wheel, 155, upper  
 bearing of potter's wheel, 155, end batten  
 of weaver's reed, 195  
*qoljeh*, bearing block in grit mill runner, 151  
*qolvar-bûzâ*, anvil rammed into ground (Burū-  
 jerd, Horamâbad), 29  
*qolvar-vasat*, medium-sized anvil (Burūjerd), 29  
*qolzeh*, roughed stone block, 132  
*qomêh-lâjcard*, lump of cobalt oxide, 163  
*qondâq-e qalbîleh*, cross bar on coach bogie, 90  
*qoreh âqâj*, elm tree (*Ulmus spp.*) (Âstârâ), 77  
*qors*, pulley driving warp spool, 184  
*qorsak*, spindle nut, 39  
*qors-e avval*, driving pulley, 46  
*qors-e band*, large pulley, 46  
*qors-e dôvom*, intermediate pulley, 47  
*qorşum*, finishing chisel, 37, chisel for roughing  
 surface, 37  
*qoñi*, case containing balance, 63, jewelry box\*  
*qoñi-sigâr*, cigarette box, 32  
*qoñi-tûlân*, snuff box, tobacco container, 32  
*qoñi-ye çarh*, bearing frame, 45  
*qoudeh*, bow string (Kouli tribe), 91  
*qoud-kaş*, bow string tightener, 91  
*qous*, milling cutter, 87  
*qûl*, horse's harness, 275, horizontal clamping  
 bar, 297, 299, brushwood (Işfahân), 109  
*quñ*, cotton, 178  
*quñi*, made of cotton, cotton garment\*  
*quñun*, cotton, 178  
  
*radîf*, weaving shed, 200, 204  
*radîf-e dôvom*, counter shed, 200  
*rag*, course of bricks, 111  
*rageh*, metal lode, vein, 15  
*rah*, plow (Horâsân); cf. *raht*, 263  
*rahâ*, millstone, grinding mill\*  
*râh-gâ*, runner of mold, 18  
*râh-pûd*, cross-cut wood, 98  
*râh-qâs*, guide roller, 45  
*raht-e jigô*, plow (Zâbol); cf. *rah*, 263  
*raht-e jûg*, plow (Horâsân), 263  
*ra'îyyatî*, peasant, cultivator, 182  
*râj*, beech tree (*Fagus siliatica*, *F. orientalis*)  
 (Manjil); cf. *râş*, 77  
*rajev kardan*, to prepare the warp, 205  
*randeh*, scraper, turning tool, 26, carpenter's  
 plane, 82, potter's turning tool, 156  
  
*randeh-ab zâr*, molding plane, 84  
*randeh-bagal*, sash plane, 84  
*randeh-boland*, *randeh-dastgâh*, jointing plane, 84  
*randeh-darajehdâr*, adjustable plane, 83  
*randeh-dâ-dast*, double-handled jack plane, 82  
*randeh-dô-râneh*, rabbet plane†  
*randeh-dô-tîg*, smoothing plane, 83  
*randeh-fârangî*, European-type plane, 82  
*randeh-fârsî*, double-handled plane, Persian-  
 type plane, 82  
*randeh-fouğân*, jointing plane (Mashad), 84  
*randeh-goudrand*, convex profiled plane†  
*randeh-haşhâş*, toothing plane (Tabriz), 84  
*randeh-haşî* (Tehran), *randeh-haşû* (Sîrâz), tooth-  
 ing plane, 84  
*randeh-haşgîrî*, toothing plane\*, scraper, 27  
*randeh-kabûlârî*, spoke shave†  
*randeh-kaf-e sineh*, convex compass plane, 84  
*randeh-kafrand*, routing plane, 84  
*randeh-kaj*, oblique-edged scraper, 30  
*randeh kardan*, to plane, 99  
*randeh-kâs*, concave compass plane, 84  
*randeh kaşidan*, to plane, 84  
*randeh-kâs-â-sineh*, shipwright's plane†  
*randeh-koneşkâf*, rabbet plane†  
*randeh-mîleh*, a certain molding profile, 84  
*randeh-moşteh*, *randeh moşti*, spoke shave\*  
*randeh-motaharrek*, adjustable plane, 83  
*randeh-nâhonî*, crescent-edged turning tool, 27  
*randeh-nimbor*, round-edged scraper, 30  
*randeh-pah*, straight-edged turning tool, 27  
*randeh-pardâht*, smoothing plane, 82  
*randeh-pasrand*, spoke shave\*  
*randeh-qâşî*, jack plane, roughing plane, 82  
*randeh-sâf*, square-edged scraper, 27  
*randeh-sâf-kon*, smoothing plane, 98  
*randeh-sâmîrî*, oblique-edged turning tool, 27  
*randeh-sarkaj*, turning tool with up-turned edge,  
 27  
*randeh-sineh*, convex compass plane, 84  
*randeh-tân-rand*, routing plane, end plane, 84  
*randeh-laht*, square-faced scraper, 30  
*randeh-tarh-e farangî*, dovetailing plane†  
*randeh-tûlânî*, jointing plane, 84  
*randeh-yak-tîg*, jack plane, 82  
*randeh-ye koneşkâf*, rabbet plane, grooving plane,  
 84  
*randeş*, copper shavings, 28, 162  
*randîdan*, to plane, to polish, to smooth\*  
*randîdan sar-çûb*, to plane across the grain†  
*râneh*, frame of threshing wain, skid, 274  
*rang*, colored glaze, 160, color, dyestuff, 194  
*rang-afgandan*, to tint, to color, to dye, 193  
*rang âmîzî kardan*, to apply color pigments,  
 166  
*rang-bast*, fixed dye, fast color, 190

- rang-e arval*, first color applied to textile printing, 225
- rang-e çahârom*, fourth color applied in textile printing, 226
- rang-e dövom*, second color applied in textile printing, 225
- rang-e firūzeh*, turquoise color; cf. *firūzeh*, 162, 167
- rang-e kermāni*, indigo blue, royal blue, 192
- rang-e pādāsāh*, red dye from *Onosma* spp., 191
- rang-e rougān*, *rang-e rougāni*, oil paint†
- rang-e sābideh*, ground leaves of indigo plant, 192
- rang-e sevom*, third color applied in textile printing, 226
- rang-e solori*, a brown color, 192
- rang-e vasmeh*, indigo blue, royal blue, 192
- rang kardan*, to emboss and paint trunk decoration, 88, to tint; to dye, to color, 193, 224
- rang-lāk*, a dyeing tincture, by-product of sheffāc, 191
- rang-raz*, dyer, 193
- rang-razhāneh*, dye house, 226
- rang rihān*, to dye, 232
- rang-riz*, dyer, 193
- rang-sāz*, painter\*
- rang-zarkāni*, pouring of glaze, 164
- rang zadan*, to pour glaze, 164, to dye, 194, to tint, to color\*
- rāi*, beech tree (*Fagus sylvatica*, *F. orientalis*) (Manjil); cf. *rāj*, 77
- rasāy*, tin, lead, 162
- rasīdan*, to mature, 233
- rāst-e dār*, plow beam (Gilan), 262
- ravānkāš*, bed of turner's lathe, 91
- raz*, vine, grapevine, vineyard, 244
- razā*, hook on plow beam, 262
- razbān*, vine dresser, 271
- razdār*, alder tree (*Alnus subcordata*) (Āstārā), 77
- reğ*, number of knots on one *gereh*, 213
- rehez*, plow sole (Horāsān), 263
- reyūs*, foreign steel blades with fine grain, 55
- rezin*, rubber tire (fr. Fr. *résine*), 90
- rīg*, grit, sand, 18, 113, polishing sand, gravel, 31, pebble, 161, pottery mass rich in quartz sand, 160, 165
- rīgūān*, molder's sandbox, 18, stand holding warp spools, 184
- rīg-e çahmāq*, flint, quartz, pebble, 160
- rihān*, to pour, to cast, 20, to place, 108, to spin (Nā'in), 185
- rihān bā çarh*, to spin on the wheel (Nā'in), 187
- rihān be qāleb*, to cast into a mold, 23
- rihteğar*, founder, foundryman, 18
- rihteğar-e mes*, copper foundryman\*
- rihçai*, friable soil in underground water channel (Kermān), 253
- rījeh*, ingot mold, 22
- rījeh-barik*, ingot mold for bars\*
- rikāb-e gelgir*, foot board on coach, mudguard, 90
- rikāb-e mālband*, iron holding coach beam, 90
- rīsāndeh*, spinner, 185
- rīs-e bābā*, a grape variety, 244
- rīs-e binī*, *rīs-binī*, plow wedge (Kafārdāst), 264
- rīšeh*, fringe of carpet, 215
- rīšeh hava-ye çūbeh*, Indian-alkanet root, 191
- rīsīdan*, to spin, 185
- rīsmān*, thread, yarn, 186, sawyer's marking string, 80, 127, builder's string, 108, 110, silk thread, 183, transmission cord, 186, cotton thread, 46, warp thread, 221, thread for mat warp, 220, ropemaking cord, 221, sewing cotton, 186, stay string, 287
- rīsmān-bāf*, ropemaker, 221
- rīsmān-e kār*, builder's string, 108
- rīsmān-piē*, reel with cotton thread\*
- rīstan*, to spin, 185
- rīšleh*, warp (Māzandarān), 204
- rīl*, wooden block\*
- rīz*, eye bolt, 267
- rīzāndeh*, crushed, powdered\*
- rīzeh*, eyelet at end of fiddle bow, 85
- rīzeš kardāq*, to pour metal, 20
- rīzīdan*, to crush, to powder, to pulverize, 151
- robb-e anār*, pomegranate syrup, 300
- roh*, swage, 52, harness mail, 206
- rohbān*, brick bond
- ros*, potter's clay, 151
- rougān-dān*, oil pot, 84
- rougān-dūreh*, oil storage jar, 157, 300
- rougān-e bazrak*, linseed oil, 84, 239, 296
- rougān-e bazr-e'alaf*, linseed oil, 135
- rougān-e berenjil*, *rougān-e bīdanjūr*, castor oil, 296
- rougān-e çerāğ*, lamp oil, 233, 296, oil for honing stone, 84
- rougān-e gūsfand*, melted sheep butter, ghee, 291, 295
- rougān-e hašhāš*, poppy seed oil, 28, 296
- rougān-e huvoš*, sesame oil, 296
- rougān-e kakuj*, rape oil, 296
- rougān-e kāpšeh*, mustard seed oil, 296
- rougān-e karçak*, castor oil, 84, 296
- rougān-e karreh*, melted butter, ghee, 295
- rougān-e konjed*, sesame oil, 296
- rougān-e mendāb*, rape oil, 296
- rougān-e pambeh*, *rougān-e pambeh-dāneh*, cotton seed oil, 18, 296
- rougān-e sandalūs*, *rougān-e sandarūs*, lacquer used for inlaid work, 97, sandarac oil, 135
- rougān-e talh*, common oil, a mixture of rape and mustard oil, 296

*rôugangar*, oil miller\*  
*rougani*, oil miller\*  
*rougan-kadeh*, oil mill, 296  
*rougan-kamân*, lacquer, 239  
*rû*, brass\*, face of gem, 40, transmission cord, 186, outside of hide, 232  
*rû'â*, cloth shoe upper (Âbâdeh), 228  
*rûbâ*, polishing powder, 40  
*rûbâlek*, cushion cover (Rašt), 218  
*rû-band*, tie bar, 287  
*rûbandeh*, iron bar holding springs on axle, 90  
*rûbûn*, mud roof (Širâz), 114  
*rûd*, river, 946  
*rûdell*, gut, leather strip, 235  
*rûdeh-gûsfand*, sheep's gut, 180  
*rûdî*, sieve warp, 235  
*rû-divârî*, wall hangings, 218  
*rû'eh*, cloth shoe upper, 228  
*rû'eh êidan*, to make uppers, 228  
*rûham çasbândan*, to glue together, 238  
*rûhan*, finest Indian steel, 52  
*rûhbân*, brick bond, 113  
*rûhinâ*, finest Indian steel, 52  
*rûh-lûtiyâ*, zinc\*  
*rû'î*, slip, engobe, 166, runner of frit mill, 151  
*rû'igar*, brassworker, 28  
*rû-kâš*, veneer, 80  
*rû kûpî piçûdan*, to wind onto spool (Kâšân), 196  
*rû lehâf-dârâ î*, bed quilt cover, 218  
*rû mäsûreç piçûdan*, to wind on to bobbin (Nâ'ir), 188  
*rû-mîz*, tablecloth, 218  
*rûnâs*, *runiyâs*, madder, a red dyeing root, 190, 226  
*rûneh*, hoop to suspend coach boot, 90  
*rûš*, front side of metal work, 36  
*rûš âj kardan*, to rough surface, 73  
*rû-sâzi kardan*, to treat surface, 36, 135  
*rûst*, clay-type of soil in underground water channels requiring hoop lining, 253  
*rustâr*, peasant, cultivator, 261  
*rûtâh*, mill runner, 288  
*rûtî*, sieve warp made of guts or leather strips; cf. *rûdî*, 235  
*rû'â*, cloth shoe upper (Âbâdeh); 228  
*rû'ar*, upper of a cloth shoe, front part of upper, 228  
*rû'ar êidan*, to knit cloth shoe upper, 228  
*rûveh*, top of cloth shoe upper, 228  
*rûy*, brass\*  
*rûyeh*, book cover, case, 238  
*rû-ye çarak*, surface board of file-cutting bench, 58  
*rûyeh-ye çarmî*, *rûyeh-ye mišeh*, leather book cover, full-case cover, 238  
*rû-ye mîz*, table top, 87

*rûy-e sufr*, a yellow alloy\*  
*rûygar*, brassworker, coppersmith, brazier; cf. *rû'igar*, 28  
*rûygarî*, brazier's craft; cf. *rû'igar*, 28  
*rûyin*, brazen\*  
*rû-zaminî*, horizontal loom, 214  
*rû-zarb*, main cut of a file†  
*sabad-bâf*, *sabadî*, *sabadgar*, basket plaiter, 221  
*sabakeh*, pierced metalwork, 37, pierced wood-work\*  
*šabakeh-eslîmî*, *šabakeh-ye eslîmî*, pierced steel work, 57, 72  
*šabakeh-kâr*, steel fretworker, 72  
*šabâneh-rûz*, day and night, a period of time in water allocation, 254  
*sabbâ*, large vessel, 153  
*šabbâğ*, textile dyer, 193  
*sabd*, basket, 221  
*šabdâr*, clover, 244  
*sabedî*, basketry lid, 194  
*šabeh-kâš*, hemstitch, 249  
*sâbidan*, to smooth forged file, 58, to smooth stone pot\*, to grind ceramic materials, 122, 151, to grind on an edge mill, 296; to file, 58; see *sâvidan*  
*sâbidan bâ souhân*, to finish fretwork by filing, 73  
*sabok-çarh*, idling wheel on wire drawing bench, 44  
*šabr*, scraper, 60 (Işfahân; Širâz, fr. Ger. *Schaber*); cf. *šab zadan*  
*šabr-dam-pahn*, flat scraper, 60  
*šabr-pahn*, flat scraper, 60  
*šabr-qâšoqi*, *šabr-qâšuqi*, bearing scraper, hollow scraper, 60  
*šabr-seh-gûš*, three-cornered scraper, 60  
*šabr-tahl*, flat scraper†  
*sabû*, time unit for water allocation (Yazd), 255  
*šabûh*, large water container\*  
*šabûn*, soap, 35, 179, 238  
*šabûn-e Qomî*, soap from Qom, 238  
*šabûn-e safîd*, a leather dye, 232  
*šabûn kašûdan*, to apply soap, 238  
*šabûrgânî*, hardenable steel, 8  
*sabûs*, bran, 196, 279  
*sabz*, green pickling dye for inlaid work, 93, green-colored glaze, 162  
*šâb zadan*, to scrape metal (Tehrân)†; cf. *šabr*  
*šâb-zan*, metal scraper†  
*šâb-zan-e seh-pahlû'î*, three-cornered scraper†  
*šâb-zan-e tahl*, flat scraper†  
*sabz-e nabî*, a green dye, 192  
*saçneh*, shot, 59  
*sadd*, weir, dam, dyke, 246  
*šad-par*, fly wheel of cotton gin, 180  
*šâ-eskeneh*, calc-spar, calcite\*

- sāf*, floor board, 107, turning tool with mildly curved edge, 27  
*saffāf*, transparent, 162  
*saffār*, tinner, coppersmith, 31  
*safheh*, surface plate, 51, 61, flat sheet, 24  
*safheh-gerd*, cylindrical mantle, 24  
*safheh-gerd kardan*, to bend a flat round, 24  
*safheh-ye sāyeh-zanī*, surface plate  
*safheh-ye sendān*, anvil's flat surface, 51  
*safheh-ye sūrāh*, holing block, 52  
*sāfi*, planishing hammer, 52, surface plate, 61  
*safid*, white, 39  
*safidāb*, whitening, 39, white lead, tin oxide, 162, or mixture of both, 162  
*safidār*, white poplar, aspen (*Populus alba*), 77  
*safidgar*, tinner, tinsmith, 31  
*safid kardan*, to tin a copper vessel\*, to bleach\*, to husk rice, 290  
*safid-palot*, white poplar, aspen (*Populus alba*) (Caspian provinces, Fārs), 77  
*safid-rāy*, alloy of copper and tin, bronze, 13, 18  
*safid-rūh*, mercury, bronze, zinc oxide\*  
*sāf kardan*, to stretch, to smooth metal, to make even, 22, 26, 37, to harrow, 267  
*sāfrah*, wood chisel (Šīrāz), 84, cloth shoe sole knife, 229  
*sāf sodan*, to become smooth\*  
*sāft-ābū*, peach, 244  
*sāfleh*, rod to beat cotton before bowing, 180  
*sāg-e dust*, support for pivoted coach bogie, 90  
*sāgerd*, craftsman's apprentice, 38, assistant, 31  
*sāgerdeh*, large press block in oil mill, 299  
*sāh*, horn or anvil's beak, 51, horn handle on carpenter's plane, 82, iron spindle arms, 185, iron skewing hook, 234  
*sāhan*, *sāhand*; *sāhang*, beam of balance; cf. *sāhin*, 63  
*sāhār*, wood ash, sal ammoniac, vitriol\*  
*sāh-hallūt*, chestnut tree (*Castanea vesca*), 77  
*sāhdār*, yew-tree (*Taxus baccata*) (Siyārat, Dāmiyān), 78  
*sāheh*, branch hook, 208  
*sāh-fanar*, main leaf in laminated spring, 90  
*sāh-gardeh*, footrest on lathe to hold drilling tool, 92  
*sāhbāf*, bookbinder, 237  
*sāhibī*, a grape variety, 244  
*sāhin*, *sāhin*, beam of balance; cf. *sāhan*, 63  
*sāhm*, share of irrigation water, 255, time unit for water allocation, 255  
*sāhq*, rubbing, bruising, pulverizing, 151  
*sāhtan ru-ye čarh*, to throw on wheel, 165  
*sāh-tūt*, black mulberry tree (*Morus nigra*), 78  
*sāhur*, *sāhurch*, kiln, furnace\*  
*sā'idan*, to grind; cf. *sā'idan*, 151  
*sā'idan-e bulūr*, to grind glaze frit\*  
*sāifī*, crop sown in summer, 271  
*sāifī-kārī*, summer crops and vegetables, 257  
*sāim*, neck peg on yoke (Horāsān); cf. *sīm*, 262  
*sāimband*, neck ropes on yoke (Horāsān), 262  
*sāiqal*, polishing steel, 49, burnisher, 35, 232  
*sāiqalgar*, polisher, 35  
*sāiqal kardan*, *sāiqal zadan*, to polish, to burnish, 128, 232  
*sāiraqānī*, the "male" iron for swordmaking, 55  
*sāitānak*, tumbler pin securing lock, 66, 68, eccentric pin, 279  
*sāj*, teakwood (*Tectona granda*), 78, 92, 93, bread-baking pan, 291, halter's falling dish, 224  
*sājareh*, ornaments on mirror frame, 88  
*sājari*, turquoise mixed with matrix, 39  
*sakar*, sugar, 291, 295, 300  
*sakar-sang*, quartz, rock crystal, pebble, 151  
*sāket*, Morse bush (fr. Eng. socket), 60  
*sākihlāi*, scarlet, 190  
*sākl*, a molding pattern, 18  
*sākl-e miyāft*, molding pattern, 18  
*sāl*, cloth covering printing dye, 226  
*salam*, acacia tree (*Acacia* spp.), 78, tanning bark from acacia tree\*  
*salāyat*, mortar, rubbing stone, 151  
*sāldeh*, foundation, foundation trench; cf. *sāldeh*, 108  
*sāljuh*, rafter, 107  
*sālleh-čub*, neck peg on yoke, 262  
*sālūk*, unhusked rice, paddy, 271, 290  
*sālūk-kārī*, rice growing, 271  
*sālūdeh*, foundation, foundation trench; cf. *sāldeh*, 108  
*sām*, dinner, 293  
*sāmak*, thrust bearing of potter's wheel, 155  
*sāmak-e hwāh*, upper diversion pole, 209  
*sāmak-e pā'in*, lower diversion pole, 209  
*sāmar*, yoke peg (Hamadān), 262  
*sāmbūrak*, grate of kiln, 116, 126  
*sāmdūnī*, bushes fixing spokes to rim (Šīrāz for *sām dānī*), 90  
*samovar*, Russian type of tea urn, 28  
*sāmsād*, boxtree (*Buxus sempervirens*); cf. *sāmsād*, 78  
*sāmsēh*, a certain brick profile, 123, jibbet lever, 204, rod heddle, 214  
*sāmsēh-hašt*, a certain brick profile, 123  
*sāmsēh-šēš*, a certain brick profile, 123  
*sāmsītrak*, jibbet lever, 132, 204, plow column (Varāmīn), 263  
*sāmsīrgar*, *sāmsīr-sāz*, swordsmith, 56  
*sāmsīrī*, turning tool with oblique edge, 27  
*sān*, sand, 113  
*sānāhak*, lime-sand mortar, 113



- sānak*, plow column (Kalārdašt), 264  
*sandal*, white sandalwood (*Santalum album*), 76, 78  
*sandal-e surh*, red sandalwood (*Pterocarpus santalinus*), 78  
*sandali*, chair, driver's seat, 87  
*sandali-dozd*, emergency seat in coach, 90  
*sandalūs*, sandarac resin, 239  
*sandūq*, trunk, casket, chest, 88, 97  
*sandūq-e dardār*, trunk with front door (Borūjerd), 88  
*sandūq-e mahmal*, velvet-covered trunk, 88  
*sandūqī*, a hollow wall, 111  
*sandūq-sāz*, chest maker, trunk maker, 88  
*sāneh*, cartridge frame, 60, toothed tool to decorate pottery, 153, 155, comb, 99, weaver's reed, 195, 204, 205, 209, beater comb, 200, 216, mat weaver's comb, 220, carding comb, 222, winnowing fork, 276, plow stilt, 262, 264, bearing block on edge runner pole, 296, hatter's scraper, 224  
*sāneh-bāfandegī*, weaver's reed, 195  
*sāneh-bandī*, weaving reed maker, 195  
*sāneh kardan*, to comb goat hair or wool, 177, 233, to scrape felt, 224, to comb fibers, to card, 222  
*sāneh-mik*, wool comb (Kalārdašt), 182  
*sāneh-mik zadān*, to comb wool, 182  
*sāneh-sāz*, combmaker, 99, reed maker, 195  
*sāneh-ye sotor*, thrust bearing of potter's wheel, 155  
*sāneh zadān*, to comb dirt and burrs off a sheep, 179, to compact weft, 216, to card, 222  
*sang*, matrix in turquoise gems, 99, stone weight, 45, stone, 108, 113, 127, a certain quantity of water, 255, stone acting as water wheel bearing, 283, edge runner stone, 296  
*sang-āb*, measure for a certain quantity of water used in irrigation, 255  
*sangāk*, pebble, 294, bread baked on hot pebbles, 291  
*sangāneh*, stone lining near mouth of underground water channel, 253  
*sangarf*, cinnabar, vermilion\*  
*sangarf-e zāvūlī*, red lead, lead oxide, 161  
*sang-bar*, leather tip of cloth shoe, 230  
*sang-čīn*, stone lining near mouth of underground water channel, 253  
*sang-e āhak*, limestone, 126  
*sang-e āleš*, flint, 160  
*sang-e bālā*, runner, upper millstone (Alburz), 278  
*sang-e bargān*, a soft stone used by glassmaker, 170  
*sang-e bulūr*, flint, quartz\*  
*sang-e buneh*, weight, 299  
*sang-e buzurg*, bed stone, nether millstone, 278  
*sang-e čahmāh*, *sang-e čaqmāq*, flint, quartz, 59, 151  
*sang-e gandomī*, a fine green marble (Yazd), 129  
*sang-e iskāf*, shoemaker's lap stone, 229  
*sang-e kāmāleh*, counterweight, pressing weight, 297, 299  
*sang-e kūčak*, runner, upper millstone, 278  
*sang-e lājvard*, cobalt oxide, 163  
*sang-e ma'dan*, ore, minerals, 15  
*sang-e mādeh*, bed stone, nether millstone (Širāz); cf. *sang-e nar*, 278  
*sang-e marmar*, marble, 127, stone used for dough rolling, 293, bookbinder's cutting block, 238  
*sāng-e meškī*, rubbing stone, 163  
*sang-e mohreh*, smoothing stone, polishing stone, burnisher, 153  
*sang-e nar*, runner, upper millstone (Širāz); cf. *sang-e mādeh*, 278  
*sang-e narm*, edge runner, 189, 296, 297  
*sang-e orām*, honing stone, 231  
*sang-e pā*, pumice stone, rubbing stone, 224, 232  
*sang-e pā'in*, bed stone, nether millstone (Alburz), 278  
*sang-e penz*, pumice stone (Širāz), 34, 88  
*sang-e qabr*, tombstone, 132  
*sang-e qapān*, moving weight of steelyard, 65  
*sang-e qibī*, fuller's earth, 224  
*sang-e rū*, runner, upper millstone, 277, 278  
*sang-e rūmī*, a special fine honing stone, 27, 57, 84  
*sang-e safīdāb*, whiting, 39, 300  
*sang-e sā'i*, *sang-e sāyi*, grinding stone, 57, grinding wheel, 37  
*sang-e sehlāyeh*, rubbing stone, 163  
*sang-e siyāh*, soft stone for making pots (Mašhad)\*, gray marble (Širāz), 129  
*sang-e so*, honing stone (Mašhad), 58, 84, 92  
*sang-e sombādeh*, carborundum stone, 122, emery stone, 57, 128  
*sang-e somāq*, fine marble, porphyry, 129  
*sang-e sou*, see *sang-e sō*  
*sang-e tah-gāh*, bed stone of edge mill, 296  
*sang-e tarāšideh*, a hewn stone, 128  
*sang-e vardeh*, edge runner, 302  
*sang-e vazn*, weight for balance and scales, 63  
*sang-e zīr*, bed stone, nether millstone, 277, 278  
*sangīneh-sāz*, stone paste potter, 151, 165  
*sangīneh-sāzī*, making of stone paste ware, 151  
*sang kašīdan*, to burnish gold inlaid work, 73  
*sang-kūb*, shovel to straighten pebbles in baker's oven, 294  
*sang-kūh*, pebble heap in baker's oven, 294  
*sang-šekan*, quarryman, 126, 127

- sang-sū'i*, ore-washing section, 16  
*sang-tarāš*, stonecutter, stone pot maker, 130.  
 stonemason, 128  
*sang zadan*, to grind on a grinding stone†  
*sanjāq*, ornamental pin, 32  
*sanj-e bārūt*, powder measure\*  
*sammā*, artisan, craftsman\*  
*sapidāb*, white lead, tin oxide, 162, or mixture  
 of both, 162; cf. *safidāb*  
*sapīleh-zandān*, white lead, 161  
*sapūs*, bran, 279  
*sāgeh-ye tarāzū*, beam of balance, 63  
*sāqiyeh*, water-lifting wheel, 259  
*saqiz-e safid*, *saqiz-safid*, pistachio tree (*Pistacia  
 terebinthus*), 78, 189  
*saqlgar*, polisher, 35  
*saqqā*, water carrier\*  
*saqqū-hāneh*, storage container for drinking  
 water, 30  
*sāqūl*, plumb line, pendulum, 111  
*sar*, ash tree (*Fraxinus excelsior*) (Kātūl), 78  
*sār*, boxtree (*Buxus sempervirens*) (Sīrgāh), 78  
*sarām*, top beam of windmill (Horāsān), 287  
*sarand*, medium-mesh sieve\*  
*sar-andāz*, reinforcing beam, 297, 299  
*sarang kardan*, to sift, 277  
*sārāf*, brocade weaver\*  
*sar-band*, overlap of rushes in mat weaving, 220  
*saḡhandān*, stone supporting mill bearing, 283  
*sar band kardan*, to join the ends, 154  
*sarbin*, cypress tree (*Cupressus sempervirens*)  
 (Caspian provinces), 78  
*sarčang*, top of carding bow, 180  
*sar-čūbī*, wooden stick, 39  
*sardar*, ceiling joist, 114  
*sardīr*, temperate region, 241  
*sar-e āhan*, plowshare (Horāsān), 263  
*sar-e āwzān*, shackle on steelyard to suspend  
 load, 65  
*sar-e cāh*, mouth of channel shaft, 252  
*sar-e čarh*, working top of potter's wheel, 155  
*sar-e dam*, tuyères, windpipe, 29  
*sar-e dār*, end beam of weaver's loom, 220  
*sar-e darāzeh*, runner of a casting, 18  
*sar-e dīg*, kettle lid, 28  
*sar-e dālčeh*, wooden stopper of drinking water  
 container, 234  
*sāreh*, rice-husking pestle, 290  
*sar-e kamān*, top of carding bow, 180  
*sar-e kār*, working top of potter's wheel, 155.  
 warp beam, 220  
*sar-e kūreh*, charging hole of furnace, 19, flue  
 of kiln, chimney\*, drying chamber above  
 furnace, 159  
*sar-e kūzeh*, spout of jar, 155  
*sar-e mil*, journal of axle, 90, 282  
*sar-e nō*, grain hopper (Alburz), 278  
*sar-e qaliyān*, pipe cob, 133, 155  
*sar-e qočāq*, iron ferrule at end of beam, 90  
*sar-e qolāb*, hook on carpet-knotting knife, 215  
*sar-e sabok*, shackle to suspend steelyard for  
 light loads, 65  
*sar-e sangīn*, shackle to suspend steelyard for  
 heavy loads, 65  
*sar-e seh-panjeh*, working table of potter's wheel,  
 155  
*sar-e tah-tīr*, bearing end of thrust pin, 286  
*sar-e tišeh*, blade of hoe, 261  
*sar-gāh*, upper warp beam (Māzandarān), 204  
*sar-gāzak*, beam carrying top bearing, 287  
*sarhadd*, alpine pasture region, 241  
*sarhāk*, top roller on well\*  
*sarijeh*, time-measuring bowl\*  
*sarīs*, wheel of windmill\*  
*sarkaj*, turning tool with upturned edge, 27  
*sar-kaš*, bar to guide camel's head, 297  
*sar kašidan*, to draw out boiled sugar, 301  
*sar-kūpi*, thread wound onto spool (Kāsān), 196  
*sar-māleh*, top tray, mat, 298  
*sar-mīh*, lathe center, 91  
*sar-mīl*, polished end of pile wire for velvet  
 weaving, 209  
*sar-mīrāb*, chief water bailiff, 256  
*sar-mošteh*, *sar-mošti*, winch-locking peg, 297,  
 298  
*sarnak*, plowshare (Horāsān), 263  
*sarnāl*, beam over verandah, 114  
*sarābī*, yoke band (Zāboli), 262  
*sarāj*, saddler, 234  
*sar-randidan*, to plane wood across the grain†  
*sar-qāneh*, eyelet at ends of spring, 90  
*sar-sāneh*, camel's draw harness, 296  
*sar-sū*, top of aquifer, 252  
*sar-tāq*, person in charge of water allocation  
 (Nādirz), 256  
*sārū*, *sārūj*, mortar made of sand, lime, and wood  
 ashes, 113; sand-lime mortar for bath and  
 cistern construction, 258  
*sarr*, cypress tree (*Cupressus sempervirens*), 78  
*sar-e āzād*, cypress tree (*Cupressus sempervirens*,  
*C. horizontalis*, *C. fastigata*), 78  
*sar-e kūhī*, cypress tree (*Cupressus horizontalis*),  
 78  
*sās*, bran, 279  
*sast-ārūs*, a grape variety, 244  
*šateqi*, type of windmill south of Mašhad, 284  
*šāfir*, man who places dough in baker's oven,  
 293  
*šāfirak*, heddle-balancing lever, 204  
*šatl*, bucket, brass kettle, 30  
*šatvi*, crop sown in winter, 271  
*savād-e sorb*, riello work, 33

- sā'idān*, to smooth, to make even, 158; to grind, to polish, 122, to sand, 96; see *zābidān*  
*savī kardān*, to smooth, to make even, 38  
*sayyāf*, swordmaker, 56  
*sāzān*, windlass rope (Širāz), 258, reed rope, 133  
*sāzibāz kardān*, to attach straw ropes, 133  
*sel*, ladder (Širāz), 111  
*sefāl*, roof tile, 113, 156, earthenware, 151, sherd\*  
*sefālgar*, potter, 113  
*sefāln*, earthenware pipe, 15  
*sefrēh*, inside chisel; cf. *šif*, 133  
*sefrēh*, *sefrēh*, foundation paste, 108  
*sefrēh*, bookbinder's knife, 238  
*sefr-kārī*, brick-laying, building, 112  
*sefi šodān*, the thickening of syrup, 302  
*seh gorgēh*, sand-lime-cement mortar (Širāz), 113  
*seh-gūn*, rhangular bead, 94  
*seh-kerān*, a certain brick profile, 123  
*seh-lā'i*, plywood, three-ply, 80  
*seh-pāh*, three-cornered, 94  
*seh-pāngēh*, three-pronged axle end, 155  
*seh-pāyēn*, tripod, 65, loom tripod, 200, grill of baking oven, 294  
*seh-qadd*, small brick, part of a brick, 112  
*seh-sāh*, three-armed wheel top, 155  
*seh-sāleh*, branch wood, 83  
*sehsh*, a lime-mud mixture for foundations  
*Širāz*:\*  
*sehliyān*, goat leather, 231  
*šekāf-e daroghēh*, backsight of gun, 60  
*šekāf-e rāndēh*, slot in carpenter's plane†  
*šekāfan*, to cut, 219  
*šekāfsh*, slot in plovshare (Hōrāsān), 263  
*šekangēh*, sash clamp (Māshad), 86  
*šekastān*, to break, to crush, 131  
*šēlān zadān*, to turn welt at selvage\*  
*šēl*, smooth almond tree (*Persea laevis*), 78  
*šēlī*, cross harness; cf. *tēh*, 206, 210  
*šēlī-e naqīsh*, draw harness, 206, 211  
*šēlsh sūyāh*, low-grade silk cocoon (Chīān), 183  
*šēmanīsh*, steel from Hōrāsān, 55  
*šēms*, ingot, 16, 22, 31, block of molten potash; cf. *šimā*, *šēmsēh*, 161  
*šēmsād*, boxtree (*Buxus sempervirens*); cf. *šamsād*, 78  
*šēmsāh*, ingot stick, 37, straight-edge, 108, 116, batten, layer of plaster\*, heddle rod, 214, heddle rod of *zīlū* loom, 210  
*šēmsāh-gel*, clay heap, 109  
*šēmsāh-kāngēl*, layer of rendering with mud-straw mortar\*  
*šēmsāh-mēdā*, joining wood, plasterer's straight-edge, 123  
*šen*, molding sand (Šfāhān), 18, building sand, 113, river sand, 31, sand, 33; cf. *šan*  
*šen-ghak*, mortar, 113  
*sendān*, anvil, 24, 30, 44, 51  
*sendān-e dokorēh*, double-beaked anvil†  
*sendān-e heftī*, pointed end of anvil set in the ground, 51  
*sendān-e kāšēh-mēh*, small round anvil, 25  
*sendān-e kāžāk*, table anvil, inset anvil†  
*sendān-e lab garfān*, edge-doubling anvil, 25  
*sendān-e mīh-vāzī*, nail-forming anvil, 53  
*sendān-ē motaassēl*, medium-sized anvil, 25  
*sendān-e pūkeh*, anvil in bottom of cartridge case, 60  
*sendān-e sūrāh*, swage block, 52  
*sendān-e toh*, large flat anvil, 25  
*senjed*, jujube tree (*Zizyphus vulgaris*), 75, 78, or sorb wood (*Elaeagnus angustifolia*), 78  
*sephāreh*, bolt in hood lever, 90  
*sepešān*, sebestens tree (*Cordia myxa*) (Bandar 'Abbās), 75, 78  
*serandūh*, steel from Ceylon, 55  
*serēf*, *serēk*, *serēf*, vegetable glue (Širāz); cf. *serīf*, 36, 125, 195, 238  
*serēf-e māhī*, fish glue, 180  
*serīf*, glue, paste; cf. *serēf*, 195, 238  
*serīf-e māhī*, fish glue, 180, 238  
*serīf-e safid*, paste for lining cupboards, 86  
*serīf kardān*, to paste on, to glue, 238  
*seršōm*, glue, 238  
*sešek*, vintegar, 94, 164  
*sešāreh*, star-shaped ornament, 95, 219  
*šāngīn*, *šānūr*, cyanide for hardening (fr. Fr. cyanure), 52  
*šibāg*, dye, incurve, 194  
*šibāk*, plow stay (Kalārdāšū), 264  
*šif*, wood chisel (Māshad); cf. *šēfrēh*, 84  
*šif*, stirring iron, 20, forged poker, 161, peg for warp plug, 185, sted rod, 235, saddler's awl, 234, baker's skewer, 294  
*šīghē-ye yā'i*, hoop on tightening lever, 90  
*šīgh-e āhar-sarkaj*, scraper to remove oxide from molten metal, 162  
*šīgh-e andāzeh*, depth gauge, 133  
*šīgh-e bošāk*, wood for lifting rod heddle, 235  
*šīgh-e dast*, spit carrying welt material, 235  
*šīgh-e gerd*, long round awl, 229  
*šīgh-e kūrēh*, poker, 50  
*šīgh-e nešfē'i*, beaked anvil, 34  
*šīgh-e sarkaj*, tinsmith's beaked iron\*  
*šīghiyān*, *šāghiyān*, goat leather, morocco\*  
*šikādir*, cocoon drier (fr. Fr. *secateur*), 183  
*šīlōgh*, grind stone, mortar, 151  
*šīdār*, elm tree (*Ulmus* spp.) (Hājītar, Turcoman-Stepe), 78  
*šīeh*, tanning pit, 231  
*šif*, oil cake, 299  
*šīlū*, see *tēfīr*, 206

- sim*, wire, 94; clay-cutting wire, 116, 155;  
 blade in weaver's reed, 195; sieve wire,  
 236  
*simak*, neck band on yoke (Zabol), 262  
*siman*, portland cement (E. Fr. cement)  
*sim-e bāq*, yoke peg (Ararinn), 262  
*sim-e berenj*, brass wire\*  
*sim-e lila*, gold wire, 75  
*sim-e kāsi*, silver wire drawer, wire drawer, 92  
*sim kōšān*, to cut clay with a wire, 157; fine  
 drawing of wire, 43  
*sim-sāfi*, block for shaping wire, 94  
*sih*, round back of scissors blade, 76  
*sih-e-dār*, round-faced hammer, 29  
*sih-e-dā-i-tāsi*, square-faced hammer, 29  
*sih-e-dā-i-sip-laknch*, hutton-faced hammer, 29  
*sih-e-dā-i-convex*, convex compass plane (Tehrān), 84  
*sih-e-ye dandeh*, cutting breast of saw-tooth†  
*sihi*, tray, bowl, 28, 32  
*sih-e-ye-šāh*, shaft for silk-worm breeding, 182  
*sih*, a measure of weight, 62; garlic,\*  
*sih*, 139; cock, 18, 29; milk, 295  
*si-dāzh*, selvage, 220; crocheted rim on cloth  
 shor, 270; book trimming band, headband,  
 238  
*si-dāzi*, a grape variety, 244  
*si-dān*, milk jar, 29; milk bottle, 170  
*si-dān*, maple tree (E. Fr. *lactum* in Manzan-  
 dān; yew tree (Tāva *baccata* in Gilān),  
 78  
*si-e angūt*, *sih-e-angūt*, grape syrup, 145, 164,  
 300  
*sih*, syrup, 291  
*sih-ka-mey*, raisin syrup\* 301  
*si-pjek*, Cottoncaster (Cottoncater *nunmularia*,  
 78, 302  
*si-rin*, sweet, 291  
*si-rin*, sweets, 302  
*si-rinj*, red head, 161  
*si-rink* = *serok*, glue, 36, 125, 195, 238  
*si-risān*, to mix, to knead, 152  
*si-risān* = *serisān*, glue, 86  
*si-risān-e milti*, fish glue, 86  
*si-risān-tā*, gluepot, 94  
*si-r-kanef*, linen, flax (*Linum utissimum*) (Gilān,  
 178  
*si-keh*, vinegar; cf. *serkeha*, 94, 164  
*si-māl*, fine biscuit-like bread, 295  
*si-rāneh*, ironclad roof, 30, 114; gabled roof\*  
*si*, bread skewer, hexagonal compound bread,  
 93, 94, 95; hexagonal brick, 123  
*si-eh*, windowpane, glass, 86, 170; receiver of  
 still, 163; glass, bottle, 170; fit, 160  
*si-eh-gar*, glassmaker, 169  
*si-eh-gar-jāneh*, glassworks, 169  
*si-eh-sāzi*, glassmaker, 169  
*si-eh-ye qor-eh*, glasses for wet batteries, 170  
*si-e-tilān*, *si-e-tilān*, a certain brick profile, 123  
*si-špāl*, a certain brick profile, 123  
*si-š-eidān*, to join inlay breads into hexagonal  
 compound breads, 94  
*si-sāfi*, filing block for hexagonal breads, 94, 95  
*si-tān*, bar, 151  
*si-veh*, sole of cloth shoe, 228  
*si-veh*, block, pinning block for black, 225  
*si-veh-dāneh*, cornmidge seed, 295  
*si-veh-qidān*, manganese oxide, used for line  
 tracing, 163, 166; outline of tracing, 88  
*si-veh-sang*, basalt block used for crushing of  
 minerals, 151  
*si-yar*, ~~small~~ flint, 64  
*si-yar-e bor-tieh-sēkan*, chip breaker groove in flint  
 cut†  
*sobāneh*, breakfast, 293  
*sofid*, roof tile, roof tile, 113, 156; earthenware,  
 151  
*sofi-er-mey*, copper shavings, copper oxide\*  
*sofi-ē bātā*, socket in bread member of door frame,  
 86  
*sofi-eh*, iron hinge, plaque, 86  
*sofi-e pā in*, socket in door sill, 86  
*soghān*, tilling, plowing, 266  
*sogh-e dā-dān*, Western-type plow, 266  
*sogh-kār*, plow man, 266  
*sogh-zadan*, to plow, 266  
*sok*, warp peg, 204; shutter to control flow of  
 grain in mill, 279  
*soknch-dūhan*, to stitch, 217  
*soknch-dūz*, embroiderer, 217  
*soknch-dūzi*, embroidery, 217  
*sol-ēub*, neck peg, 262  
*sol kardān*, to loosen warp\* 216  
*so leh*, the flame of a blowtorch†  
*son*, hoof, 54  
*sonāreh*, number punches, 60  
*sonbādeh*, emery, 38, 39, 133  
*sonbādeh kardān*, to sand a surface, 36; grind, 87  
*sonbeh*, punch, 60; angle, pointed chisel, 26,  
 36, 37; punching set hammer, 52; saw-  
 setting punch, 82; wedge to retain press  
 beam, 297, 299  
*sonbeh kardān*, to pierce line of holes, 36, to  
 punch\*, to drill\*  
*sonbeh-mangāneh*, wad punch, hollow punch, 60  
*sonbeh-nešān*, center punch, 60  
*sonbidān*, to punch, to drill\*  
*sonbol-e hānāf*, grated roots of hard plant, 295  
*son-sāb*, hoof rasp, 54; horn rasp, 52  
*son-tarāf*, hoof-trimming knife, 54  
*son tarāšidān*, to trim a hoof, 54

- soqāf-pūs, ceiling board, 114  
 sōqeh, spindle, 39  
 sōrb, lead, 161; lead base for file cutting, 58.  
 lead compounds in glaze making, 161  
 sōrb, pivot on coach bogie, 90  
 sōrb-e bāterī, sōrb-e māšīnī, lead obtained from  
 car battery, 161  
 sostan, to wash, 179, 302; to rinse, 194  
 sostan dar āb, to rinse in water, 226  
 sostan dar taḡār, to wash minerals in a vat, 300  
 sōtor, camel, 296  
 sōtor-galū, sōtor-gelū, craned snarling iron, 29,  
 ratchet brace, 85, cranked chisel, 98  
 sōtorī, camel-colored, 214  
 sōtor-mohreh, iron bar to support coach foot-  
 board, 90  
 sōtūn, bearing pillar, 46, 47; column, 107, 114;  
 well pillar, 256  
 sōtūnak, book cover cloth, 238  
 sōuhān, file, 60, 101  
 sōuhān-dastūr-dādeh, see sōuhān-e dastūr-dādeh, 130  
 sōuhān-e arīgh, saw-sharpening file, cant file, 58  
 sōuhān-e hārik, narrow flat file, 130  
 sōuhān-e ṣahārgūs, square file, 58  
 sōuhān-e ṣahār pahlū, square file†  
 sōuhān-e ṣāḡū ī, knife-edged file, 58  
 sōuhān-e ṣāb, wood rasp, 84  
 sōuhān-e ṣāb-sāb, wood rasp, 84  
 sōuhān-e dastūr-dādeh, bent profile file, 130  
 sōuhān-e dōdam, saw-sharpening file, cant file,  
 82  
 sōuhān-e dom-mūš, sōuhān-e dom-mūšī, small round  
 file, 58, 130  
 sōuhān-e dorost, a coarse file, 58  
 sōuhān-e dō-sar, double-headed file, 130  
 sōuhān-e ferez sodeh, milled file† (feréz, fr. Ger.  
 fräsen)  
 sōuhān-e gardandeh, rotary disk file†  
 sōuhān-e ḡāv-dombal, tapered file, 58  
 sōuhān-e gerd, round file, 58  
 sōuhān-e gord-e māhī, half-round file, 82  
 sōuhān-e hanjarī, cant file†  
 sōuhān-e ḡilālī, file with pointed cuts (instead of  
 linear cuts)†  
 sōuhān-e hoš, coarse file†  
 sōuhān-e kārdī, knife-edged file, 58  
 sōuhān-e kolofī, heavy file, 130  
 sōuhān-e māšīnī, machine file†  
 sōuhān-e motavassef, medium or bastard file, 58  
 sōuhān-e narm, file with medium cut, 58, file for  
 stone pot finishing, 131  
 sōuhān-e nīm-gerd, half-round file, 58  
 sōuhān-e pardāht, file with a fine cut, smoothing  
 file, 58  
 sōuhān-e ṣafhe ī, rotary disk file†  
 sōuhān-e ṣaiqal, polishing file, 58  
 sōuhān-e ṣalībī, cross-cut file†  
 sōuhān-e seh-ḡūs, sōuhān-e seh-pahlū, three-square  
 file, triangular file, 58  
 sōuhān-e sūzanī, needle file†  
 sōuhān-e taht, flat file, 58  
 sōuhān-e taht-e nōk-līz, tapered flat file†  
 sōuhān-e taht-e sarḡīz, tapered file†  
 sōuhān-e taht-e sar-ṣāf, flat file†  
 sōuhān-e tak-ṣarb, single-cut file†  
 sōuhān-e tasmeh ī, flat file (Šīrāz), 58  
 sōuhān-e yak-āj, single cut file†  
 sōuhān-e zabāneh ī, tongue-shaped file†  
 sōuhān-e zabr, coarse file, 58  
 sōuhān-e zarīf, fine-cut file, smooth file†  
 sōuhān-e zūzaneqeh, trapezoid-shaped file†  
 sōuhān-kār, brass finisher, 29  
 sōuhān-kārī, filing away joints, air vents, and  
 burrs, 20, smoothing by filing, 36  
 sōuhān kardan, to file, 29, 73  
 sōuhān-pāk-kon, file cleaner†  
 sōuhān-sāz, file cutter, 57  
 soueh, spindle bearing on spinning wheel  
 (Ardistān), 186  
 sū āleh, filings, 34  
 sū āleh-ve mes, copper filing dust, copper scrap-  
 ings, 94  
 sūhān (Šīrāz) = sōuhān  
 sūhtāl, yew tree (*Taxus baccata*) (Kātūl), 78  
 sūhtan, to fire a kiln, 116  
 sūjjāj, glazemaker, 160  
 sūkut, musk willow (*Salix aegyptiaca*) (Gorgān),  
 78  
 sūlāh = sūrāh  
 sūlāh-e āiyār, metal tapping hole, 17  
 sūlāh-e dās, slag-tapping hole, 17  
 sūlāh-e dastḡāh, work opening in glass kiln, 170  
 sūlāh-e zambūrak, air vent in baking oven, 294  
 sūlāh kardan, to forge a hole, 52, to pierce, 73,  
 to drill a hole, 73, 167  
 šumāl, size for dressing warp, 185  
 šumāl-hāneh, warp-dressing room, 185, warping  
 place, 185  
 šumāq, sumach tree (*Rhus coriaria*), 78, 191  
 šumš = šemš, 22  
 šūn, elder tree (*Sambucus ebulus*), 78  
 šūnak, plow column (Alburz), 263, wedge on  
 plow (Surmaq, Varāmin); cf. šānak,  
 šāneh, 263  
 sūrāh, hole in time-measuring bowl, 255, hole  
 in end of plow beam, 262, hole for setting  
 yoke beam, 262; cf. sūlāh  
 sūrāh-e darajeh, setting holes on frame of  
 polishing lathe, 26  
 sūrāh-e parvā ī, hole in plow beam (Horāsān),  
 262  
 sūrāh-e pūkeh, touch hole in cartridge, 60

- manj-e-siz*, touch hole of gun, 60  
*manj-e-zambaq*, air vent in baking oven, 294  
*manj*, wedge, 263  
*manj*, friable soil, loose soil, 273  
*manj*, shining surface, 33  
*manj-e-to-aly*, *to-aly* slip, 158  
*manj*, slipper, salt deposits, 63  
*manj*, red\*  
*manjahan*, yew tree, *Faxus barata* in Sivasan, Damsyan, or alder tree, *Alnus gentiana* in Tehran, Isfahan, 78  
*manjeh*, arrangement, amonions, 163  
*manjehdan*, a certain brick profile, 123  
*manjeh*, deep blue hue of indigo, 192  
*manjeh*, head, Kāsin: cf. *sobh*, 161  
*manj*, bran, Alburz: cf. *sabat*, 196, 279  
*manj-e-jon*, barley bran, Alburz,\*  
*manj* = *sofan*, to wash, to rinse, 179  
*manjeh*, filings, scrapings, 60  
*manj-e-mas*, copper filings, Shiraz: cf. *tafid*, 162  
*manj*, firing needle of gun, 59; short wire peg to cut ports of the wheel, 155; needle, 228,  
 230; crochet hook, 218  
*manj-e-gireh-bāfi*, shoemaker's needle, 228  
*manj-e-halkān*, *sāzan-e-halkān*, scriber, 60  
*manj-jon kardan*, to pierce needle into cloth, 218  
*man-ān*, needlemaker, 57  
*man*, rope for water drawing, 270  
*man*, beat applied to metal, annealing, 23; warping in timber, 80; string tightener, 181; twist of yarn, rope, 222  
*manjeh*, carcass wool, 177  
*manjeh*, to heat, to anneal\*  
*manjeh*, trough containing tin granulate\*  
*manjeh*, soldier dish, 31; dish to collect precious metal filings: cf. *taroh*, *lāraq*, 34  
*manjeh*, shelf in potter's kiln, 160  
*manjeh*, *tabāfāq*, axe, haunch, 82; axe-shaped link between millstone and shaft, rind, 278  
*manjehān*, *tabarjān*, red Hircanian willow  
*manjehān*, *ziziphos jugoslavica*, 78  
*manjehān*, to anneal, 23  
*manjeh*, stove, 28  
*manjeh*, *pič*, beaten tightener, 204  
*manjeh*, the firing of earthenware, 159, 164  
*manjehān*, to anneal, 23; to twist threads, silk, 196; to twist a rope\*  
*manjeh kardan*, to heat, 161  
*manjeh*, *tabāf-e-gāvan-dān*, per box cover, 239  
*manjeh*, black poplar (*Populus nigra*, *P. pyramidalis*), 78  
*manjeh-bāz*, *tabān-bāz*, walking aid for little children (Sāh-Retzā), 154  
*manjeh*, bread-baking pan, 292  
*manjeh*, colling, painting\*  
*manjeh sodan*, to become soft by annealing, 36  
*manjeh*, *tafān*, baker's oven, Isfahan, 292  
*manjeh*, common beech tree (*Carpinus betulus* in Gorgan), 78  
*manjeh*, oriental beech tree (*Carpinus orientalis* in Karūl), 78  
*manjeh*, *taqān*, kneading trough, 293; washing tub, vat, 309  
*manjeh-e-bar-sār*, mineral washing vat, 309  
*manjeh*, bottom of edge mill, 296  
*manjeh*, disjolving, suspending of minerals, 151  
*manjeh*, mallet: cf. *lāqān*, *lāqān*, 98  
*manjeh*, *manjeh*, cycle at end of reach beam, 90  
*manjeh*, tracing surface, 122  
*manjeh*, grinding in a mill\*  
*manjeh*, rope made of rushes, 256  
*manjeh*, large flat anvil, 25; shell in silk nursery, 183; cloth shoe sole, 229; seat on threshing wain, 274  
*manjeh*, bedstone, nether millstone, 287  
*manjeh-e-gar-bāfi*, *manjeh-e-gar-sān*, bed-stone-making device, 198  
*manjeh-e-gāsh*, wooden disk for pinnon, 283  
*manjeh*, flat ring\*, flat board on balance, 63; board, 79; 96; 263; blank for comb cutting, 290; wooden reel spindle, 113; cork rolling board, 152; bearing block, 155; board on carder's bow, 182; frame of roper's spinning head, 221; printer's bench, 226; polishing board, 292; work-bench, 233; board between plow and sole, 263; thrust bearing block, 281; windmill wing, 287; shutter controlling flow of grain, 279  
*manjeh-dā-band*, shutter of water mill, 284  
*manjeh-hān*, flour retaining board, Isfahan, 279  
*manjeh-hān*, lower board of file cutter's bench, 58  
*manjeh-hān*, board supporting mill pinnon, 283; oil pressing board, 297, 298  
*manjeh-kamān*, board of carder's bow, 180  
*manjeh-kānqāh*, sitting board behind potter's wheel, 153  
*manjeh-mānā*, narrowing board: cf. *malāh*, 266  
*manjeh-mas*, sheet of copper\*  
*manjeh-moy-dān*, velvet pressing board, 209  
*manjeh-nekistan*, sitting board, seat (Māzān-dān), 220  
*manjeh-pā*, foot-protecting board, 261, footrest on spade, 261  
*manjeh-pānān*, *āqām* carrying pinnon axle (Isfahan), 283  
*manjeh-rān*, woodwork block, 94

- tahteh-randeh*, planing block, 99  
*taht-e hēāb*, bedstead, 87  
*tahteh-ye kamān*, see *tahteh-kamān*, 180  
*tahteh-ye langār*, board on weighting mechanism, 45  
*tahteh-ye nard*, draught board, 97  
*tahteh-ye qir*, punch board\*  
*tahteh-ye rand-e bagāli-sāvi*, filing block for beads, 94, 95  
*tahteh-ye rand-e kāsānī*, filing board for smoothing laid staves, 96  
*tahteh-ye rand-e mojalbas-sāvi*, filing block for triangular profiles, 94  
*tahteh-ye rand-e parreh-sāvi*, filing block for corner beads, 95  
*tahteh-ye rand-e qof*, filing block for larger compound rods, 96  
*tahteh-ye rand-e sim-sāvi*, wire filing block, 94  
*tahteh-ye rand-e šis-sāvi*, filing block for hexagonal profiles, 94  
*tahteh-ye šātrānj*, chessboard, 97  
*tahteh-ye sāz*, harness-balancing pulley, 204  
*tahteh-ye savārī*, seat of threshing wain, 274  
*tah-tir*, thrust block, 286  
*taht-kāš*, maker of cloth shoe soles, 229  
*tāhūneh*, ground in a mill\*  
*tāk*, grapevine, 244  
*tā kardān*, to fold, 239  
*takayol*, ornamentation of threshold (Qazvin), 88  
*tāl*, maple tree (*Acer monspesulanum*) (Pol-e Sa'īd), 78  
*talafāt*, reject in ceramic work, kiln waster, 154  
*talāk*, farmhouse (Gilān)\*  
*tālār*, upper living room, 107  
*talēh*, wrap, 52  
*tālēh-kūbidān*, to thresh with a flail, 273  
*talēh-kāh*, peg joining yoke and plow beam (Horāsān), 262  
*tamām-fānar*, a full elliptic spring, 90  
*taman*, treadle disk of potter's wheel (Sīrāz), 154  
*tamand*, raised border of irrigated field, 268  
*tamar-hindī*, tamarind tree (*Tamarindus indica*), 78  
*tambūs*, *taṃbūseh*, drainpipe, 153  
*tamīz kardān*, to clean, 31, to sort silk cocoons, 183  
*tamlid*, key, 66  
*tān*, warp (Māzandarān); cf. *tūn*, 184, warp thread, 220  
*tanāb*, rope, 45, 221, rope to operate loom harness\*, neck rope, 256, 262, scoop-pulling rope, 268  
*tanab-bāf*, ropemaker, 221  
*tanāb-band*, heddle rope, 200  
*tanāb-e kārmāleh*, rope used for first pressing in oil mill, 297  
*tanāb-sāz*, *tanāb-tāb*, ropemaker, 221  
*tanāf* = *tanāb*, 45  
*tanāf-e langār*, rope for weighting mechanism, 45, 299  
*taneh*, body of vessel, 155, marking gauge, 81, spindle of milling device, 87  
*taneh-kūr*, borax, 24  
*taneh-šāqeh*, spindle pulley, 39  
*tan-e kūzeh*, body of jar, 155  
*tan-e mateh*, spindle of fiddle drill, 85, drill brace, 60  
*tan-e qof*, lock body, 70  
*tanestik*, warp-winding stick (Kāsān), 195  
*tang*, carpenter's clamp, 86, gluing press, 96, tightener on spinning head, 221, narrow slot along press pit, 298, wooden links of water wheel, 283, warp-tightening wedge, 210, 215, stay on circumference of water wheel, 283, bookbinder's press, 237, grape press, 300  
*tangār*, borax, 24; cf. *taneh-kūr*, *tankār*, 61  
*tang-e balā*, warp beam lever\*  
*tang-e fārsī*, mitering board, 86  
*tang-e pā'in*, warp-beam lever\*  
*tang-e zangīreh*, press for inlaid work, 96  
*tang kardān*, to press grapes, 300  
*tang-kāš*, tightening string, 180  
*tankār*, borax, 61; cf. *tangār*, 24\*  
*tankāreh*, *tankīreh*, water boiler, cauldron\*  
*tān-pīrdān*, to wind a warp, 195  
*tān-tāb*, warp-winding stick (Kāsān), 195  
*tanūr*, *tanūreh*, kiln, furnace, 158, baker's oven, 292, lining of baker's oven, 153, penstock of water mill, 280  
*tanūr-e nān-pazī*, baker's oven, 153  
*tanūr-esāngakī*, baking oven with pebble floor, 294  
*tanūr-hāneh*, bakehouse, bakery, 293  
*tanūrī*, flat bread baked in *tanūr*, 293  
*tā-parūteh*, rope made of date fibers, 256  
*tāq*, *tāq*, vault, a to, vaulted roof over kiln, 159, vaulted roof of baker's oven, 294  
*tāqā*, *tāqā*, bleaching vat\*  
*tāq-bānd*, vaulted, arched, 111, 126  
*tāqeh*, iron tire, 283  
*tāq-e kūreh*, vaulted floor of kiln, 116, cupola over kiln, 159  
*taqmāq*, mallet (Sīrāz); cf. *tahmāh*, *tohmāq*, *yoqmāq*, 98  
*taqsim-e āb*, water distribution, 255  
*taqsim-e dandāneh*, pitch of saw-teeth†  
*taqsim-e dandeh*, pitch of saw-teeth†  
*taqsim kardān*, to divide irrigation water, 255  
*tār*, warp, 184, 203, 214, guitar-like instrument, 98

- tarāh*, plow wedge, 263  
*tarāhī kardan*, to draw a design, to sketch, 135  
*tarak*, crack or split in timber\*  
*tarāseh-kūzeh*, turning of pots, 156  
*tarāšīdan*, to cut bricks or tiles, 122, to shave, to scrape, to turn, 233, to turn a pot, 155, 156, to grind, 57  
*tarāš kardan*, to smooth a skin\*  
*tarāz*, level used by well-sinker, 252  
*tarāzū*, pair of scales, 62, spirit level, 108  
*tarāzū-sāz*, balance maker, 62  
*tarāzū-ye mesqālī*, goldsmith's scales, 62  
*tār-bandeh*, specialist warp winder, 215  
*tār bastan*, to wind a warp, 214  
*tarhā*, *tarhān*, wormwood (*Artemisia herba alba*) used as kiln fuel, 116  
*tarh-e farang*, arris groove joint†  
*tarīb kardan*, to rough gem stone, 39  
*tariyākī*, pale green, yellow, 162  
*tark*, flat metal strip, 88  
*tar kardan*, to wet, 233  
*tarkīb*, rough grinding, 39, mixture, compound, 151  
*tarm*, hand pad, 226  
*tarmeh*, goat-hair cloth, fine woolen cloth, 177  
*tyrrā ī*, heddle maker, 198  
*tarāz*, embroiderer\*  
*tār-sāz*, guitar maker, musical instrument maker, 98  
*tāseh-kan*, chisel for removing of background, 99  
*tās-e rougan*, oil pot, 84  
*tasmeh*, belt, 35, 47, 57, 101  
*tašk*, bowl, basin\*  
*tašt*, large bowl for time measuring, 255  
*taštak*, time measuring bowl, 255, a time unit, 255, baking trough, 293  
*taštegeh*, time unit measured with bowl, 255  
*tašt šodan*, to turn into a vessel, 26  
*taṭyīn*, to paint, to whitewash, 164  
*tāvaq*, dish to collect precious metal filings, 34; cf. *tābaq*, *tāveh*  
*tavar*, millstone driver, rind (Isfahān), 52, 278  
*tāveh*, stove, 28, pan, dish, 222, disk of threshing wain, 274; cf. *toweh*, 274  
*tāvīleh*, stable\*  
*tegeleh*, camel's draw harness (Kāshān), 296  
*tejīr*, mat curtain, blind, 221  
*telā*, gold, 163  
*telā-bāf*, brocade weaver, gold embroiderer\*  
*telā-kūb*, goldbeater, 40, gold damascener, 41, gold inlayer, 41  
*telā-kūbī*, gold-leaf tooling, 238  
*telā kābīdan šabakeh*, to gild fretwork, 73  
*telebār*, barn, rice store, 107, silkworm nursery (Māzandarān), 107, 182  
*termeh*, brocade made of silk and wool, cashmere; cf. *tarmeh*, 177  
*termeh-bāfi*, weaving of cashmere, brocade\*  
*tifāl*, wall (Isfahān), 110  
*tiflīsī*, building with stones and bricks combined\*  
*tīg*, cut of a file\*, sword, knife, 155, cutting edge, 60, plane iron, 82, saw blade, 79, plowshare, 266, leather-cutting knife, 235, pile-cutting knife, 209, carpet-knotting knife, 215, hatter's trimming knife, 224  
*tīg-e āhan*, iron mill axle, 283  
*tīg-e arreh*, saw blade, 80  
*tīgeh*, hollow ground cutting edges of tin snips, 26  
*tīgeh*, single-brick wall, wall with bricks on-edge; cf. *tīgī*, 111  
*tīgeh-borandeh*, cutting edge of auger drill†  
*tīgeh-pīšbor*, precutting edge of auger drill†  
*tīg-e mateh*, drill bit, 85  
*tīg-e miqrāz*, scissor blades, 56  
*tīg-e monabbat-kārī*, carving chisel, 97  
*tīg-e qāṭī*, *tīg-e qāṣī*, iron of roughing plane†  
*tīg-e ranīdeh*, plane iron†  
*tīg-e randeh dō-tīg*, double-plane iron†  
*tīg-e randeh-ḥašī*, toothed plane iron†  
*tīg-e randeh-sād*, single-plane iron†  
*tīg-gerd*, short round awl, 230  
*tīgī*, single-brick wall, wall with bricks on-edge; cf. *tīgeh*, 111  
*tīg-sāz*, razor maker, 55  
*tīg tarāšīdan*, to scrape, 224  
*tīlak*, ash tree (*Fraxinus excelsior*) (Lāhījān), 78  
*tīlimbār = telebār*, 107  
*tītoweh*, *tīlū ī*, vertical oil press pit, 297  
*tīn*, fig tree (*Ficus carica*)\*  
*tīnkār = tankār*, 147  
*tīr*, ceiling joist, rafter, 114, axle of spinning wheel, 186, reed frame rod, 195, depilation beam, 231, wooden beam, 79, 300, plow beam, 263, 264, mill shaft, 286, 288, 290  
*tīrak*, bar of marking gauge, 81, plow beam, 264, pole carrying edge roller, 296  
*tīrāz*, *tīrāz*, embroidery, satin stitch, 217  
*tīrcūm*, pole of threshing wain (Isfahān), 275  
*tīr-e bālā*, upper beam\*  
*tīr-e bardī*, stick to attach warp to breastbeam, 204  
*tīr-e buzurg*, main press-beam in oil press, 297, 298  
*tīr-e čarh*, shaft of potter's wheel, 155, main shaft of cotton gin, 180  
*tīreh*, windmill axle, 286  
*tīr-e ḥēš*, plow beam (Isfahān), 263



- tir-e kūčak*, prepressing beam in oil press, 297, 298  
*tir-e pā*, lathe bed, 91  
*tir-e pā'in*, lower beam\*  
*tir-e sang-e narm*, axle beam of edge runner, 296  
*tir-e vayūl*, crank of spinning wheel (Ardistān), 186  
*tir-e zīrak*, center post of edge runner, 296  
*tirgar*, arrow maker\*  
*tirkār*, division of village land\*  
*tir-pā*, lathe bed-beam, 91  
*tīseh*, adze, 79, 82, brick cutter's hoe, 122, cultivator's hoe, 261  
*tīseh-basteh kardan*, to smooth stone surface with kernel hammer, 128  
*tīseh-čaḡī kardan*, to smooth surface with kernel hammer, 128  
*tīseh-dam-e qalam(i)*, narrow-edged hoe, 123  
*tīseh-dorošt*, toothed stone pick, coarse kernel hammer, 131  
*tīseh-narm*, fine kernel hammer, 131  
*tīseh-tāh*, medium-toothed kernel hammer, 131  
*tīseh-ye sāneh*, toothed hammer, kernel hammer, 128  
*tīz*, sharp, knife-edge bearing on balance, 63  
*tīzāb*, nitric acid, any strong acid, 33, 163  
*tīzāb zadan*, to put acid on touchstone\*  
*tīzbor*, chisel (Šīrāz), 60, hot chisel, 52  
*tīzbor-e pahn*, broad cold chisel, 60  
*tīzbor-e sar nīzeh ī*, sheet metal chisel, 60  
*tīzbor-e zīr*, anvil chisel, 52  
*tīz kardan*, to sharpen, to grind, 57, 40 trim millstone, 288  
*tīzkon*, cutlery grinder, 57  
*tōbreh*, miner's leather bucket (Anārak), 15  
*tofāl*, *tōfāl*, ceiling batten; cf. *tūfāl*, *tūbāl*, 87, 114  
*tōfāl-kūb*, ceiling batten fixer, 87  
*tofang*, gun, 59  
*tofang-e čahmāh*, *tofang-e čaqmāq*, flintlock gun, 60  
*tofang-e dū-lūleh*, double-barreled gun, 60  
*tofang-e dū-tīr*, double barreled gun, 60  
*tofang-e gulūleh-zan*, rifle, 59  
*tofang-e sāčneh-zan*, shotgun, 59  
*tofang-e sar-por*, muzzle-loader gun, 59  
*tofang-e sūzanī*, needle gun, 59  
*tofang-e tahī*, breech-loading gun, 59  
*tofang-e tah-por*, breech-loading gun, 59  
*tofang-e yak lūleh*, single-barreled gun, 60  
*tofang-sāz*, gunsmith, 59  
*toḡār*, dyer's earthenware vat, 193  
*tohmāq*, mallet (Isfahān); cf. *tāhmāh*, *taqmāq*, 85  
*tohm-e abrišam*, silkworm eggs (Gīlān), 182  
*tohm-e hendevāneh*, melon seed acting as spindle bearing, 186  
*tohm-e kerm*, *tohm-e kerm-e abrišam*, silkworm eggs, 180  
*tohm-e morg*, hen egg, 295  
*tohm-e nōḡān*, silkworm eggs, 182  
*tohm-e pambeh*, cottonseed, 180  
*tokeh*, a brick profile, 123  
*toṃbeh-jā*, seed bed for rice, 271  
*tōn*, tent fabric (Sīstān), 201  
*tōn-bāfī*, weaving of tent fabric (Sīstān), 201  
*tond*, design, 122  
*long*, water decanter, narrow-necked vessel, 28, 29  
*tongī*, small bottle, 170  
*tonaḡeh*, door panel, 86  
*tōḡeh*, iron band around pinion disk, 283; cf. *toḡeh*  
*toqmāq*, mallet (Šīrāz); cf. *tohmāq*, 84  
*toranj*, a certain small brick profile, 123  
*tōreh*, ridge tile or ridge sheet on roof, 30  
*totāh*, plow handle, 263  
*tōūḡal*, baking trough, 293  
*tou-pīč* = *tāb-pīč*, batten tightener, 204  
*touq*, cart wheel tire, 90, pointed end of weaver's shuttle, 204, bandage on threshing roller, 274, iron band around millstone, 279  
*toūqeh*, iron band around pinion disk; cf. *tōqeh*, 283  
*toūreh*, pack of inlay slices with backing boards, 96  
*toūeh*, fulling dish (Šīrāz); cf. *tāveh*, 222  
*tōveh-čūm*, *tōveh-ye čūm*, threshing disk (Isfahān); cf. *toūeh*, *tāveh*, 52, 274  
*tūbāl*, bits, filings, hammer scale; cf. *tūfāl*, 162  
*tūbāl-e hadīdeh*, iron hammer scale, 162  
*tūbāl-e mes*, copper shavings, 162, blue vitriol\*  
*tūbāl-hadīd-e moḡarraḡ*, hammer scale, 162  
*tufāl*, *tūfāl*, copper oxide, 162, shavings, 162, ceiling batten, 87, burnt roof tile, 113  
*tūfāl-e mes*, copper oxide, burnt copper, 162  
*tūfāl*, turquoise with matrix bands, 39  
*tūḡdān*, nettle tree (*Celtis caucasia*), 78  
*tūḡulū*, rod of triangular shape for *ḡātam* work, 96  
*tūl*, unglazed jar, 157  
*tūlakī*, transplantation of rice (Dārāb)\*  
*tūlkā*, storage jar, 157  
*tūn*, warp (Isfahān); cf. *tān*, 184, 203  
*tūneh*, warp ball, 185, warp of *zīlū* loom (Isfahān, Kāsān), 210  
*tūn-e hammām*, bath boiler, 28  
*tū-pāšneh*, heel leather inside shoe, 230  
*tūp-e ḡū*, wheel hub, 90  
*tūpī*, profiled roller of bead rollers, 30  
*tūqmāq*, mallet, 84  
*tūḡulū*, large triangular beads, 96, see *tūḡulū*  
*tūr*, *tūrī*, net for transporting chaff, 276, embroidery net, 219  
*tūrēh tūrēh*, window sill, 112


- türk-bâf*, Ghiordes or Turkish knot, 215  
*tüseh*, alder tree (*Alnus subcordata* in Caspian provinces but *Planera crenata* in Shirâz), 78  
*tüskâh*, alder tree (*Alnus subcordata*, *A. glutinosa*) (Gilân, Mâzandarân, Gorgân), 78  
*tüt*, *tüt-e safîd*, white mulberry tree (*Morus alba*), 78, 183  
*tütiyâ*, impure zinc oxide, calamine, 12, 13  
*üjâ*, elm tree (*Ulmus* spp.) (Caspian provinces), 78  
*üjambâr*, yoke sling (Hamadân), 262  
*ülâs*, common beech tree (*Carpinus betulus*) (Caspian provinces), 78  
*ulâkeh*, hole at end of plow beam (Varâmin), 262  
*uskineh*, heavy chisel, 84; cf. *eskineh*  
*usmud*, antimony ore, 163  
*uŝr*, fee for mining license, 18  
*usrub*, lead (pl. of *sorb*), 161  
*ustâd*, master craftsman, 38  
*vâcîdan*, to stretch, 22, to bow, to tease fibers, 180  
*vâ gereftan*, to take away, to remove from, to form, 170  
*vâgîreh*, glassworker's form iron, 170, sample carpet, 216  
*vâkâr*, soil preparation prior to sowing (Gilân)\*  
*vâkû kardan*, to clean, to trim, 116  
*vâl*, threshing board (Āzarhaijân), 274  
*vân* or *bân*, known in Kâsân as "spade handle wood," *cûb-e bil-dastî*, seems to be myrobalan tree (*Prunus cerasifera*) grown in Kôhrûd mountains, 78  
*vâdqeh*, a measure of weight, 62  
*vâf*, branch point in irrigation channel (Natanz)\*  
*varağ*, *varağeh-ye qal'*, tin sheet, 31  
*varağ-e qal'*, sheet of tin foil, 31  
*varağ-e telâ'î*, gold leaf, 238  
*varbandak*, millstone-lifting block, fulcrum block (Sistân), 288  
*vard*, weaver's heddle, 204, 205, 209, heddle mail, 198, 206, mail loop on cross harness, 207  
*vardâneh*, bread-rolling pin, 293  
*vardâneh kardan*, to flatten dough by rolling, 293  
*vardas*, oven man in bakery (Qazvîn), 294  
*varšou*, nickel-silver, 18  
*varšou-sâz*, samovar maker, brazier, 28  
*vartâb*, silk-ply winder, warp winder (Kâsân), 196  
*vartâbî*, twisting several threads of silk (Kâsân), 196  
*varzâ-âhan*, plowshare (Kalârdaŝt), 264  
*varzâ-gâe*, plowing oxen (Kalârdaŝt), 262  
*varz âdan bâ dast*, to wedge clay by hand, 152  
*varzîdan*, to knead, 293  
*varzû*, plowing oxen (Alburz); cf. *varzâ*, 262  
*varzû-sarîn*, plow reins\*  
*vaŝ*, cotton boll (Kâsân), 179  
*vasâ il-e keŝâcarzî*, agricultural implements\*  
*vaŝ kaŝîdan*, to gin cotton, to separate cotton from seed (Kâsân), 180  
*vaŝleh*, horizontal bar of spinning wheel (Mâzandarân), 186  
*vayl-e parreh*, tie string, 186  
*vaŝm*, a hard wood used for tool handles, probably cornel cherry wood (*Cornus mascula*), 78, 84  
*vasmeh*, leaf of the indigo plant\*  
*vâvar*, man in bakery who stretches dough (Qazvîn), 293  
*vâz*, harrow (Isfahân), 266  
*vazîr-e fanar*, leaf below main leaf in laminated spring, 90  
*vâz kardan*, to take a portion from the bowed fleece, to spread, 222  
*vezg*, *vezk*, wild elm tree (*Ulmus campestris*), 78  
*vorg*, cypress tree (*Cupressus horizontalis*) (Lûris-tân), 78  
*yah-âl*, ice pond, 108  
*yahch*, slot in mill shaft (Shirâz), 281  
*yâ'î*, lever to lift hood of coach, 90  
*yailâq*, summer quarters, 241  
*yak-âjûrî*, single brick wall, 111  
*yak-âtes*, ceramic of one firing, biscuit ware, 163  
*yak-boroŝ*, cut to slit inlaid pack open, 96  
*yak-faŝlî*, made in one piece, 165  
*yak-gereh*, Sehna carpet knot, 215  
*yak-lengeh*, single sheet of inlaid work, 96  
*yak-tû*, chisel marking single circle, 37  
*yamânî*, Yemen steel, 55  
*yân*, threshing skid (Hamadân); cf. *yôn*, 274  
*yâqûlî*, a grape variety resembling ruby in color, 244  
*yâqûtiyeh*, purple colored, 163  
*yavâq*, large wooden mallet\*  
*yavâq-e buzurğ*, main oil press block (Isfahân), 297, 298  
*yavâq-e dar*, pierced steel door ornaments\*, door knocker, 52  
*yavâq-e küçâk*, wooden oil press block (Isfahân), 297, 298  
*yarkîd*, weaver's beater comb, 216  
*yaŝ*, marble from Yazd, 127, 129  
*yô*, yoke (Isfahân), 262  
*yôn*, skid of threshing wain, 274  
*yônjeh*, lucerne, alfalfa, 243  
*yûgân*, neck peg of plow yoke (Horâsân), 262

- zabān-e gonješk*, *zabān-gonješk*, ash tree (*Fraxinus excelsior*, *F. oxyphylla*), 75, 78  
*zabān-e gūniyā*, flat leg of marking square †  
*zabāneh*, locking piece in spring lock, 69, 70  
*zabāneh-qalamdān*, container of pen box, 238  
*zabāneh-ye af-zār*, flat end of mill shaft (Širāz), 281  
*zabān-e kelīd*, key bit, 66  
*zābbebeh*, kind of violin, 35  
*zabr kurdan*, to serrate in crosswise direction, 41  
*zadan*, to beat, to throw, 108  
*za-frān*, saffron, 190, 277  
*zāg*, mordant, alum, vitriol; cf. *zāq*, *zāj*, 34, 163  
*zāgāb*, container for pickling acid; cf. *zāqāb*\*  
*zāg-e safīd*, alum mordant, 226  
*zāg-e siyāh*, vitriol mordant, 225  
*zai*, wooden beam in house foundation, 106  
*zaitūn*, olive, olive tree (*Olea europaea*), 78  
*zaitūn-e talh*, margosa tree (*Melia azadirachta*), 78  
*zāj*, vitriol, pyrite, iron sulphate, 163, copper sulphate\*, alum, 189  
*zāj-e qalī'eh*, potassium alum, 189  
*zāj-e safīd*, aluminium sulphate, 189  
*zāj-e zard*, yellow vitriol, 192, pyrite, 163, iron alum, 190  
*zajjāj*, glassmaker; cf. *zajjāj*, 170  
*zālā*, neck peg of plow yoke (Razan), 262  
*zālīl*, yellow dye from Delphinium zalil, 191  
*zambīl*, basket, 221  
*zambīl-bāf*, *zambīl-sāz*, basket plaister, 221  
*zambūr*, *zambūrak*, perforated kiln floor, grate, 159, 169  
*zamīn*, background on metal work, 36  
*zamīn bastan*, to prepare raised borders of an irrigated field, 268  
*zamīn-kandan*, to dig a field, 261  
*zān*, beech tree (*Fagus* spp.), 78  
*zang-e šotor*, camel bell, 18  
*zangūleh*, donkey bell\*  
*zanjelō*, a certain rug design, 211  
*zanjīr*, chain, 32, 43, 52, 63, 267, 268, 275  
*zanjīreh*, stone vessel with thin wall, 131  
*zanjīrī kaydan*, to place mud bricks on edge for drying, 110  
*zānū-ye lūleh*, stove pipe elbow, 30  
*zāq* = *zāg*, 34, 163  
*zāqāb* = *zāgāb*\*  
*zar*, gold, 163  
*zar*, an old standard measure of length, 61  
*zarak*, gold leaf\*  
*zar andūdan*, to gild\*  
*zarat*, silt in underground water channel, 254  
*zārb*, striking, beating\*, cut on a file †  
*zar-bāf*, brocade weaver, 206  
*zar-bāfi*, gold-woven, brocaded, embroidered\*  
*zar-baft*, brocade\*  
*zar-bafteh*, brocade\*  
*zar be sang-e siyāh kašīdan*, to essay gold on a touchstone\*  
*zarbgāh-e čarh*, coppersmith's polishing lathe, 26  
*zard*, yellow; lawn-colored, 162, 225, 226  
*zardālū*, sec. *čūb-e zardālū*, 78, apricot, 244  
*zard-čūb*, *zard-čūbeh*, turmeric, curcumā, a yellow dye, 191, 277, 300  
*zardī*, printing-block for yellow, 226  
*zar-e ašl*, pure gold, 33  
*zar-e daštāfsār*, annealed gold\*  
*zar-e hālis*, pure gold\* †  
*zar-e hošk*, pure gold\*  
*zar-e rūkaš*, gilded base metal\*  
*zar-e sāv*, pure gold\*  
*zarf-e sefālīn*, earthenware vat, 233  
*zarf-e sirīšūm*, glue pot †  
*zargār*, *zargār*, goldsmith, 31  
*zarī*, brocade\*  
*zārī*, peasant, cultivator, 261  
*zarī-bāf*, brocade weaver, 206  
*zarī-bāfi*, brocade weaving, 206  
*zarīf*, fine cut of a file, 58  
*zarīn*, cypress tree (*Cupressus sempervirens* var. *horizontalis*) (Caspian provinces), 78  
*zarkār*, goldsmith\*  
*zarkaš*, gold wire drawer, 42  
*zar-kašīd*, gold-thread embroidered\*  
*zarkūb*, goldbeater, 40, gold damascener\*  
*zarnab*, yew tree (*Taxus baccata*)\*  
*zarnī*, *zarnīj*, *zarnīk*, *zarnīq*, arsenic, 163  
*zarnīh-e zard*, orpiment\*  
*zar-nīšān*, gold-inlaid steel\*  
*zar-nīšāngar*, gold-inlay worker\*  
*zar-pūš*, gold embroidered\*  
*zar-sāv*, *zar-sāveh*, gold filings\*  
*zarsāz*, goldsmith\*  
*zar-tār*, *zar-tārī*, gold cloth, brocade, gold embroidered\*  
*zar-varaq*, blend of finely ground talcum powder and gypsum, 135  
*zavār-bandī*, decorative margin in wood-carving, 98  
*zāvīyeh*, protractor, 61, corner, edge, 239  
*zāvīyeh-āzād*, free angle of saw tooth or cutting tool †  
*zāvīyeh-boresh*, cutting edge on tool, 60, cutting angle on saw-tooth or cutting tool †  
*zāvīyeh-kaš*, protractor, 61  
*zāvīyeh-ye borādeh*, breast angle of saw-tooth or cutting tool †  
*zāvīyeh-ye gōvīeh*, tool angle of saw-tooth or cutting tool †  
*zāzū*, windlass rope, 109

- zebreh*, untrimmed brick, common brick, 122  
*zebr kardan*, to make rough, 41, to dress a millstone (Širāz), 279  
*zeh*, reinforced edge of molding box, 18, bow string, 26, 91, 132, cord to tighten bow saw, 82, cartridge edge, 60, string of carding bow, 180, gut string of cross harness of draw loom, 206, winding on circumference of spinning wheel (Nā'in), 186, hide strips on water draw pulley, 256  
*zeh-gir*, bow string maker\*  
*zeh-kāf*, bow string tightener (Isfahān), 91  
*zeh-mantaš*, edge of wheel rim, 90  
*zeh-rūd*, bow string, 39  
*zehvār*, leg of marking gauge†  
*zeh-ye pišt-e āhū*, gazelle hide lace, 276  
*zeh-ye varšou*, half-round metal beading, 90  
*zelā*, pigeon dung\*  
*zelleh*, common chain-stitch embroidery, 219  
*zī*, string of cotton bow, 180, draw harness for animals, 257  
*zī-berāvān*, yoke of water well (Behbehān), 257  
*zī lais-e mādanī*, refined steel, 55  
*zīlū*, a woven cotton rug, 199, 210, 211, 217  
*zīlū-bāf*, cotton rug weaver, 210  
*zīnak*, eccentric pin, 279, wood shaking feeder channel, 279  
*zīn-e kārmāleh*, saddle-shaped depression in press beam, 297, 299  
*zīngar*, saddler, furrier, 234  
*zīnjār*, rust, verdigris, 163  
*zīn-sāz*, saddler, furrier, 234  
*zīrāb*, stirring rod, 194  
*zīr-e bohārī*, oven base plate, 30  
*zīreh*, bed stone, nether millstone, 151, bed stone of edge runner, 296, sole of cloth shoe\*  
*zīr-e harakī*, adjusting block for cotton gin bearing (Kāsān), 180  
*zīr-e kār*, core in veneer work, blind wood\*  
*zīr-e kōrsī*, feet of samovar base, 29  
*zīr-e kūrēh*, firing duct of kiln, 159  
*zīr-e pā*, footboard of threshing wain (Širāz), 274  
*zīr-e sendān*, anvil block, 51  
*zīr-e sīgār*, ash tray, 29  
*zīr-e zamīn*, living room in basement of house, 106  
*zīr-kār*, wedge to hold comb\*  
*zīr-mīh*, thrust bearing, 153  
*zīr-sarī*, block below heddle rod, 216  
*zīr-sū*, bottom of aquifer, 252  
*zīr-zarb*, secondary cut of a file†  
*zīvādeh*, surplus, excess gut string of bow, 181  
*zōb kardan*, to smelt, to melt; cf. *zoub*, 16, 19  
*zōgāl*, coal, charcoal, 19  
*zōgāl-dān*, coal bucket\*  
*zōgāl-e čūb*, charcoal, 79  
*zōgāl-e kōk*, coke (fr. Eng. coke)\*  
*zōgāl-e qič*, charcoal from a certain desert shrub\*  
*zōgāl-e sang*, mineral coal\*  
*zorral*, millet, 242, 277  
*zoub kardan*, to smelt, 16, to melt, 19  
*zoub-kārī*, ingot foundry (Širāz), 23  
*zujāj*, glass, 170  
*zujāj*, glassmaker, 170  
*zulfi*, *zulfin*, hitching hook (Horāsān), 267, 268  
*zūr*, force for driving tool, 98  
*zūrī*, carving tool pushed by hand, 98

# INDEX

- Ābādeh, brick kilns at, 117  
cloth, shoe making at, 228  
wood carving at, 97
- Abbasid caliphs, 119
- Absentee landlords, 260
- Abūlqasim al-Kāšānī, on alkaline glazes, 147  
on borax glaze, 147  
on cobalt, 147  
on the *taft-rang* process, 148  
on kilns, 160
- Acetic copper for bone pickling, 94
- Achaemenian buildings, glazed bricks in, 119  
plaster in, 125
- Achaemenian empire, trade within the, 13
- Achaemenian glass, 167
- Achaemenian jewelry, 32
- Achaemenian stucco work, 133
- Achaemenians, agriculture and irrigation under the, 244-245
- Adze, 79
- Afghanistan, *qanat* system in, 249  
windmills in, 285
- Agricultural crops, 241
- Agricultural year, 254
- Agriculture, under the Achaemenians, 244  
Chinese book on, 268  
during first millennium B.C., 5  
methods of, 260  
output, Persia's, 240  
in prehistoric times, 5
- Air vents in molds, 4
- Alabaster vessels, 130
- Al-Balḥī on date palm cultivation, 271
- Al-Bīrūnī, on alkaline glaze, 147  
on borax glaze, 146, 147  
on Chinese ceramics, 143  
on imitation porcelain, 147  
on ruby glass, 147
- Alburz mountains, forests in the, 74  
plows in the, 264  
pottery from the, 157
- Alchemist, cobalt treatment by the, 163
- Al-Dīmāšqī, on metallic-zinc, 13  
on windmills, 284
- Alembic, 163
- Al-Faqīh on brass making, 12
- Algeria, *qanat* system in, 250
- Alhazen on the Jathē, 90
- Alī-Ābād, kaolin deposits near, 149
- Al-Iḍrīsī on sugar cane cultivation, 243
- Al-Istahṛī on sugar cane cultivation, 243
- Al-Jāhīz on brass making, 12
- Alkaline glazes, 138, 148  
rediscovery of, 146  
for soft paste porcelain, 149  
turquoise colored, 165
- Al-Kāšānī, see Abūlqasim
- Alkindi, sword steel classification of, 55  
treatise on steel, 8
- Alloys, casting of, 18  
copper-tin-silver, 14  
copper-zinc, 12  
discovery of, 4  
precious metal, 33
- Alluvial fans, 252
- Al-Maxḥūdī on windmills, 284
- Al-Qazvīnī on windmills, 284
- Alum, as a mordant, 189  
for pickling, 34
- Aluminum sulphate as a mordant, 189
- Amīn, J., on goldbeating, 41
- Ammonium alum as a mordant, 189



- Amri-Nal, copper finds at, 3  
 Anārak; copper mountain near, 15  
   a metallurgical center, 22  
   native copper at, 2  
   ores mined at, 16  
 Anau pottery, 137  
 Angle gauge, carpenter's, 81  
 Aniline dyestuffs, 188  
 Animal glue, 86  
 Anossoff, 8  
 Antimony used in glazemaking, 163  
 Anvil, beaked, 34  
   blacksmith's, 51  
   brazier's, 29  
   chisel, blacksmith's, 52  
   coppersmith's, 24  
   large-horned, 30  
   mushroom-shaped, 53  
 Apollonius of Rhodes on the Chalybes, 48  
 Aquifer, 252, 254  
 Arabian sword-blades according to Alkindi, 55  
 Arbela, *qanāt* at, 250  
 Arch, pointed, 102  
   vaulted, of brick kiln, 116  
 Ardabil carpet, 213  
   collection of pottery at, 149  
 Aristophanes on lucerne cultivation, 243  
 Aristotle on the steelyard, 64  
 Armenian bole, 123  
 Armenian iron, 6  
 Armorer, use of steel wire by, 42  
 Arthasastra on windmills, 284  
 Arts and crafts in Islamic Persia, 20  
 Asclepias plant used in steelmaking, 9  
 Ashlar masonry, 113  
 Asphodel (*Asphodelus ramosus*), 86  
   used in bookbinding, 238  
   used in pen box making, 238  
 Assyria, early glass industry in, 167  
   *qanāt* system in, 250  
 Assyrian glazed bricks, 139  
 Assyrian influence on Lūristān bronze, 10  
 Assyrian seed plow, 265  
 Assyrian texts, ceramic, 136  
   chemo-technical, 167  
 Assyrian tin-enamel glaze, 144  
 Astrolabe, 21  
 Auger, 85  
 Auripigment as glaze pigment, 163  
 Ausonius, on bell casting furnace, 51  
   on concertina bellows, 51  
 Austria, tumbler lock in, 68  
 Avesta, on gold-woven rugs, 175  
   on irrigation, 245  
 Avicenna on brass making, 12  
 Āzarbaijān, locks in, 68  
   peasant houses in, 104  
   roof construction in, 114  
 Azod ud-Doulch, cistern built by, 259  
   as dam builder, 246  
 Babylonia, early glass industry in, 167  
   glazed bricks in, 119  
   written records from, 4  
 Babylonian texts, ceramic, 136  
   chemo-technical, 167  
 Bactria, gold from, 12  
 Badarian glaze, 138  
 Baghdad, glazed bricks in buildings at, 119  
   Great Mosque, 119  
 Bag press, 300  
 Bahtiyārī jewelry, 32  
 Baked bricks at Susa, 103  
 Baker's oven, 153, 292, 294  
 Baking of bread, 291  
 Balance maker, 60-64  
 Balanos lock, 67  
 Bali ironworkers, 50  
 Ball bearing races, 54  
   used for file making, 57  
 Balūcistān, copper finds in, 3  
   pottery, 137  
   *qanāt* system in, 249  
   seed plow, 265  
   stone pots from, 130  
 Band-e Amir dam, 246  
   weir construction, 248  
 Band loom, 201  
 Baptistère de Saint Louis, 21  
 Barbed-spring lock, 66, 70  
 Barbotine technique, 141  
 Barley cultivation, 242  
   sowing of, 271  
 Bašinnā, weaving center at, 176  
 Basket plaiting, 219  
 Beadmaker, ceramic, 151, 167  
 Bead rods used in, inlaid work, 94  
 Beads, turquoise, 139  
 Beam press for oil extraction, 296  
 Beams, cutting timber into, 79  
   for ceilings, 114  
   plow, 263  
   oil press, 296  
 Beaten gold for threads, 176  
 Beaten metalwork, 11  
 Beehive frames, 153  
 Beet sugar, 242  
 Belajew, metallurgist, 9  
 Bellows, concertina, 29, 51  
   cutler's skin, 56  
   cylinder, 7  
   double-acting, 7, 17, 51  
   double for foundry furnace, 19  
   file cutter's concertina, 57  
   file cutter's skin, 57  
   hand-operated, 50  
   for lead smelting, 16  
   locksmith's concertina, 66  
   maker of, 101  
   piston type, 51  
   pump type, 51  
   skin, 50  
   valves for, 51  
 Bench stop, carpenter's, 82

- Bentonite, use in pottery of, 165  
 Bent-sole plow, 264  
 Bevel gauge, carpenter's, 81  
 Bible, on gold textiles, 175  
   on locks and keys, 66  
   on threshing wain, 275  
 Bidoh, kiln at, 160  
 Binmetallic coinage system, 13  
 Binder heddles, 208  
 Biringuccio on gold brocade lace, 43  
 Birjand, primitive shelters near, 102  
 Biscuit-fired ware, 163  
 Black dyes, 192  
 Black powder, 127  
 Blacksmith, 48-52  
   Kāveh the, 8  
 Blast furnace for copper smelting: 3  
   of Tehrān, 50  
 Bleaching solution for bones, 93  
 Blind weaver, 221  
 Block, wooden, for blacksmith's anvil, 51  
 Blow pipe, glass, 168  
 Blue dyes, 192  
 Boards, cutting timber into, 79  
 Boat builders, 35  
 Boğazköy, building techniques at, 103  
 Boḥārā, green minaret of, 119  
 Bole, Armenian, 123  
 Bones used in plaid work, 93  
 Bontius on *tūtiyā* near Kermān, 13  
 Bookbinding, 236  
 Borax as brazing flux, 52  
   in glazes, 146  
   introduced by Arabs, 52  
 Border raising in agriculture, 268  
 Borō-calcite used in glazemaking, 147  
 Borūjerd, samovar makers of, 29  
 Bow drill, 29, 85  
 Bowing, spread to Europe of, 182  
   wool for felting, 222  
 Bow of turner's lathe, 91  
 Bow saw, 82  
 Bowstring, woodturner's, 91  
 Brass, alloyed with zinc ores, 42  
   in Chinese chronicle, 12  
   Chinese counterfeit, 12  
   finisher, 29  
   first mentioned, 12  
   polisher, 29  
   for soldering, 52  
 Brazed-on gold, 43  
 Brazier, brassworker, 20, 28  
   charcoal, 28  
   Brazier's anvil, 29  
 Brazing furnace, 29  
 Bread baking, 291  
   oven for, 292  
 Bread varieties, 291  
 Brick cutter, 117, 121  
 Brick cutting, 122  
 Brick faces; colored, 119  
 Brick kiln, 116, 117, 160  
 Bricklayer, 108  
 Brickmaker, 109, 115  
 Brick molder, 110, 115  
 Brick profiles, 123  
 Bricks, angled, 112  
   burnt, 112, 115  
   enameled, in Neo-Babylonia, 140  
   face, 122  
   glazed, 119  
   half, 122  
   maker of burnt, 115  
   molded profile, 122  
   mud, 109  
   profile, 113  
   quarter, 122  
   sill, 122  
   size of, 110  
   sundried, 114  
 Brickwork, courses in, 111  
   ornamental, 21, 118  
 Brickworks, 115  
 Britain, tumbler lock in, 68  
 British-Navy, barbed-spring lock in the, 70  
 Brocade, 175, 208  
   Sasanian, 43  
   silk, 176  
   weaver, 206  
   weaving, 218  
   weaving in Europe, 176  
 Bronze and iron founder, 18  
 Bronze, Kermān, 14, 18  
 Bronzes of Lūristān, 10  
 Bronze tools at Siyalk, 5  
 Bronze weapons at Siyalk, 5  
 Brown dyes, 192  
 Brush-cutting knife, 79  
 Bucket making, leather, 234  
 Buckled nail, 52  
 Builder, 108  
 Builders, Persian, in history, 104  
 Building, styles of, 102  
   techniques of, 102  
   techniques of in the Caspian provinces, 106  
   timber used in, 75  
 Building crafts, 102  
 Bulat, 8  
 Burnishing, of beaten-in gold wire, 7  
   of incrustation work, 42  
   of jewelry, 35  
   of steel, 35  
   tool for use in goldbeating, 40  
 Burnt bricks, 112, 115  
 Burnt lime for foundations, 108  
 Burnt tiles for roofing, 113  
 Butter, melted, 295  
 Byzantine lock, 66  
  
 Cabinetmaker, 80, 81  
*Čadoršab*-loom, 204  
 Calaming, 12  
 Calcining furnace, 161  
 Calligrapher, 145



- Camel hair, 177  
 Candy making, 300  
 Cane blinds, 221  
 Cane sugar, 242  
 Cant file for saw sharpening, 82  
 Carbonates of copper, 3, 16  
 Carbonizing wrought iron, 7  
 Carmania, timber from, 74  
 Carpenter, 79, 80, 81  
 Carpet, fineness of, 213  
   finishing of, 216  
   loom for, 214  
   Pazyrk, 212  
   pile of, 214  
   warp windows, 196, 215, 221  
   weaver of, 196, 212, 215  
   weaver's comb, 52  
   weaver's scissors, 57  
   weaving of, materials used in, 213  
   weaver's design cartoon, 216  
 Cart horse, 269  
 Cartoon for diaper design, 216  
 Carved brick-plugs, 118  
 Carved woodwork, 97  
 Caspian plow, 262  
 Caspians as early metallurgists, 49  
*Cassia auriculata* used in steelmaking, 9  
 Casting, of grinding wheels, 39  
   in stone molds, 4  
 Cast iron foundry, 18  
   in China, 6  
   in cruche damascene steel, 9  
   cast-steel ingots, 6  
 Cato the Elder, on off presses, 296  
   on rotary mills, 277  
 Cave dwellings, 102  
 Cedar wood, in Sassa pitees, 103  
   used by Sasanians, 81  
 Cebrêl Sotân, stained glass windows at, 135  
 Ceiling, batten, 114  
   construction of, 113  
   joists, 114  
   joists, cutting timber into, 79  
   maker of, 87  
   plaster, 87, 114  
   wooden masonry, 115  
 Celadon ware, imitation, 159  
 Cogger bit, 85  
 Centering tool used in pottery, 156  
 Center points, in wood turning, 91  
 Ceramic crafts, 102  
   industry, user of gold-leaf, 49  
   techniques, historical outline, 136  
   texts, Babylonian and Assyrian, 136  
 Ceramics, beginnings in fourth millennium, 136  
   golden age of, 146  
 Ceylon steel according to Alkindi, 55  
 Chaff, 108, 109, 117, 276  
 Chalices, iron and steel experts, 5, 48  
*Chalybs*, Greek for steel, 48  
*Chamb-levé* process, 142  
 Charcoal brazier, 28  
   for cementing steel, 9  
   dust for design transfer, 36, 98, 164  
   for smithing, 50  
 Chardin, on glass in Persia, 169  
   on gypsum-crushing, 127  
   on Persian leather industry, 231  
   on the turner's craft, 91  
 Chemo-technical texts on glass, 167  
 Chest maker, 88  
 China, barbed-spring lock in, 70  
   export of cobalt to, 147  
   export of Persian horses to, 243  
   influence in ceramics from, 143, 146, 149  
   iron and steel industry in, 175  
   *K'o-su* tapestry in, 175  
   lead glaze in, 149  
   Marco Polo on cotton growing in, 178  
   Neolithic culture in, 137  
   reintroduction of Persian loom to, 175  
   silk fabrics from, 175  
   toothed-bolt lock in, 67  
   tumbler lock in, 67  
   Chinese annals on brocade, 175  
   Chinese book on agriculture, 268  
   Chinese coinpound cloth, 173  
   Chinese double warp, 175  
   Chinese embroidery, 217  
   Chinese locks, 66  
   Chinese porcelain, in Persia, 144  
   in Selçûq times, 146  
   Chinese records at Isfahân, 149  
   Chinese records on felt, 222  
   Chinese serafito ware, 144  
   Chinese steel, 6  
   chisel, embossing, 30  
   file cutting, 58  
   mason's toothed kernel, 128  
   sculpturing, 129  
   turner's, 92  
   wood, 84  
 Chlorination process, 13, 33, 40  
 Chromite as glaze pigment, 163  
 Cinnabar, 190  
 Cisterns, 256, 259  
 Claudianus on gold-lace spinning, 43  
 Clay, preparation of, 151  
   slaked, for early pottery, 137  
   slaking of, 115  
   slip of, 137  
   sinking pit for, 115  
 Clay hoops, marker of, 151  
 Climatic conditions, 249  
 Cloth breaking mallet, 266  
 Cloth shoe making, 228  
 Coal mines of Semšak, 50  
 Coarse bread, 295  
 Coarse grain in steel, 55  
 Coarse wire drawing, 43  
 Cobalt, 120, 150  
   in alkali glazes, 147  
   deposits of, 147, 163  
   export to China, 147

- Cobalt (*continued*)  
   in glaze, 147  
   origin of use for glazes, 147  
 Cobalt oxide, 163  
 Cobham, *tatta* factories at, 12  
 Cochenill, 189  
 Cellinis, earthenware, 141  
 Co-fusion process in steelmaking, 7, 9  
 Coğa Zambıl, glass from, 167  
   tumbler hook in, 67  
 Coal potter, 151-153  
 Cold working of steel, 10  
 Cologne, gold-spinner guilds at, 76  
 Coltrium as glaze pigment, 163  
 Comb-weaver's, 52  
 Comb-cutting device, 99  
 Combmaker, 99  
   Compass plane, 84  
   Compound cloth, 173  
   Compound twill, 173  
   Concaving bellows, 26, 51, 57, 66  
   Confederator, 309  
   Cooking pots, stone, 131  
   Cooking stoves, 28  
   Cooling of molten steel, 10  
 Copper, *forğat-halısı*, 2  
   Egyptian, 12  
   hammered, 2  
   mines for, 3, 15;  
   natives at Añarak, 16  
   smelted from ore, 2  
   Copper boiler, 28  
   Copper carbonates, 16  
   Copper filling dust for infant work, 94  
   Copper horseshoes, 13  
   Copperlead pyrites, 16  
   Copper mountain of Añarak, 15  
   Copper ore, in Balıçistan, 3  
   deposits of, 2  
   dust, 17  
   flux, 17  
   Copper oxide for glazemaking, 162  
   Copper oxides from the coppermine, 28  
   Copper oxidizing furnace, 162  
   Copper refinery, electrolytic, 17  
   Copper shavings for inland work, 94  
   Copper sheet maker, 17, 22  
   Copper stretching furnace, 17  
   Copper smelting in Balıçistan, 3  
   Copper sulphides, 16  
   Copper tools, 3  
   Copper welding, 24  
   Coppermine, 20, 24, 28, 30  
   anvils of, 24  
   hammers of, 26  
   products of, 28  
   timing by the, 31  
 Copperworking centers, 22  
 Coppermines of Länstän, 11  
 Core for mold casting, 18  
 Cotton, 178  
   handling of, 179  
   spinning of, 185,  
   Cotton bowler, 180  
   Çökon ginner, 180  
   Çökonseed, 180  
   Çökonseed oil, 206  
   Countersink bit, 85  
   Craft guilds, display of ornamental steel in, 72  
   Craftsmen, settled at İřfâhân, 149  
   Crop division, 277  
   Crops, agricultural, 241  
   growing, 279  
   shading, 256  
   Crosscut saw, 79, 82  
   Crowbar, miner's, 15  
   quarryman's, 127  
 Crucible, for cupellation, 33  
   for foundry work, 19  
   for steelmaking, 9  
   steel, 7  
 Crucible damascene steel, manufacture of, 8  
 Crusaders, introduction of steel technique by, 8  
 Cupellation process, 13, 33, 40  
 Cuzcöla, 81  
 Cutch, in goldbeating, 40  
 Cut glass, 168  
 Cutter, 54, 55  
   cutlery, manufacture of, 8  
   cutlery grinder, 54, 57  
   Cutter of printing-blocks, 98  
   Cutting device of combmaker, 99  
   Cutting tools, 55  
   Cyanide for surface hardening, 52  
   Cylinder bellows in iron smelting, 7  
   Cyprus the Great, 11  
   Damascene lines, 9  
   Damascene steel, according to Alkindi, 8  
   manufacture of, 7, 8  
   Damascening of steel with gold, 41  
   Damascus, center for steel working, 6  
   tractable steelmaking at, 7  
   Dansk loom, 175  
   Dams, irrigation from, 246  
   Darbe-Eñnah, stained-glass windows at, 135  
   Darius I, 11  
   Darnis, inscription of on standard weight, 61  
   on woodwork in Susa, 80  
   Decarburizing high carbon iron, 7  
   Delft ware, 145  
   Desert shrubs for kiln fuel, 116  
   Design cartoon for carpets, 216  
   Design transferred to metal, 96  
   Designer, carpet, 216  
   textile print, 98  
   Diamond for gemcutting, 38  
   Die, for drawing, 26, 43, 44  
   for metal forming, 33  
   Dime, 162  
   Dome construction, 115  
   Door frame, 85  
   Double bellows, 51  
   for foundry furnace, 19  
   Double-iron plane, 93

- Double warp, 211  
   Chinese, 175  
 Double weft weaving, 173, 210  
 Dovetail joint, 86  
 Down-draft kiln, 160  
 Drain pipes, 153  
 Draw harness, 174, 206, 208, 211  
 Drawing die, 26, 43, 44  
 Draw loom, 207  
   Chinese, 174  
   for *zili* weaving, 210  
   Jacquard, 175  
   Syrian, 175  
 Drill, wood, 85  
 Drilling bench, for bead making, 167  
 Drilling guide of lathe, 92  
   holes on lathe, 92  
 Drum oven for bread baking, 153, 294  
 Dry farming, 271  
 Dry grinding of potter's materials, 151  
 Dura Europos, carpets from, 213  
   textiles from, 174  
 Dusting bag used in molding, 18  
 Dutch East India Company, 149  
 Dyeing of textiles, 188  
   vat, 153  
 Dyer's workshop, 193  
 Dye stuffs, natural, 189  
   synthetic, 188  
  
 Earthenware funeral urns, 141  
 Earthenware hoops, 154, 253  
 Earthenware potter, 151  
 Earthmoving scoops, 52, 268  
 Ebony for inlaid work, 93  
 Edge mill shop, 300  
 Edge runner, 296  
   other uses of the, 300  
   for sesame seed, 301  
   stone, 296  
 Edible oil, 296  
 Egypt, goldsmiths from, 12  
   locks from, 66  
   silver and copper from, 12  
   woodwork by men from, 80  
 Egyptian glazes, early, 139  
 Elam culture during third millennium, 4  
   early glass industry in, 167  
   glazed bricks in, 119  
   written records from, 4  
 Electrolytic copper refinery, 17  
 Embossed brass, 28  
 Embossed gold sheet, 32  
 Embossed ornaments, 28  
 Embossed velvet, 210  
 Embosser, 35  
 Embossing, 36  
   chisel for, 35  
   hammer for, 36  
   from the outside, 33  
 Embroidery, 217  
   from *Işfahān*, 219  
   from *Kermān*, 218  
   Persian style of, 217  
   from *Rāst*, 218  
 Emery, for casting grinding wheels, 39  
 Emery powder, for gem cutting, 38  
 Enamel glaze, 33, 147, 162  
   technique of applying, 147  
 Enamel work, engraving for, 38  
 England, Delft ware in, 145  
   helical-spring lock in, 70  
 Engraver, 28, 35  
   ceramic, 142  
 Engraving of signets, 38  
   techniques for, 37  
   tools for, 37  
 Etching of damascene steel, 8  
 Ethnical groups, metal-working, 35  
 Ewer, 28  
  
 Face bricks, 122  
 Faience mosaic, 120, 125  
 Faience tiles, 119  
 Farrer, 53  
 Fārs, roof construction in, 114  
 Faşondak, pottery from, 156, 157  
 Fat supply, 295  
 Feather joint, 85  
 Fee for mining license, 18  
 Feldspathic glazes, 146  
 Feldspathic raw materials, 150  
 Felt, 222  
   bats of, 224  
 Fergana, *qanāt* system in, 249  
   system of irrigation, 246  
 Ferritic laminations in damascene, 8  
 Fiber preparation, 179  
 Fiddle bow, 26, 39, 87, 167  
 Fiddle drill, 85, 98  
 Figure harness, development of, 174  
 File cutter, 57  
 File cutting chisel, 58  
 Filigree work, 33  
 Filing block, 34, 94  
   brazier's, 29  
 Fine bread, 295  
 Fine gold, silver, 33  
 Fine grain in steel, 55  
 Fine metalwork in the past, 20  
 Fine wire drawing, 43  
 Fining of steel, 7  
 Fire bricks for braziers, 28  
 Fireplace of brick kiln, 116  
 Fire tongs, blacksmith's, 52  
 Firing of ceramic ware, 137, 143, 145, 150, 158, 164  
 Fish glue, 86, 238  
 Fixed door lock, 66  
 Flattening bench wire, 45  
 Flax, 178  
   spinner of, 185  
 Flint, on threshing board, 274  
   used in pottery, 151  
 Flooring, 113, 125

- Flour mill, the shaft of the, 52, 281  
 Flour milling, 277-289  
 Flow-measuring expert, 256  
 Flues of forge furnace, 19, 50  
 "Follow the lode" technique in mining, 15  
 Forests, 74  
 Forge, blacksmith's, 50  
   brazing, 52  
   covered type of, 50  
   cutter's pot, 56  
   file cutter's pot, 57  
   welding, 52  
 Foundations of houses, 103, 108, 114  
 Foundry, 18, 19, 29  
 Framed mirror, 88  
 Frames of doors and windows, 86  
 France, helical-spring lock in, 70  
 Free-figure weaving, 174  
 Fretsaw, 34, 73, 98  
 Fretwork, 37, 72  
 Frit for glazes, 146, 160, 161  
 Frit kiln, 161  
 Fruit trees, diffusion of, 244  
 Fuel for kiln, 116, 117, 159  
 Fuller, 222  
 Funeral urns, earthenware, 141  
 Fur garment making, 232  
 Furnace, brazing, 29  
   calcining, 161  
   copper smelting, 17  
   lead smelting, 16  
   lime and gypsum burning, 126  
   oxidizing, 161, 162  
   prehistoric smelting, 2, 3  
   shaft, 17  
   tinner's, 31  
   under-floor, 23  
 Furniture, 81, 87  
 Fustat, luster ware at, 145  
  
 Gall nut grinding, 300  
 Galvanized iron, 30, 114  
 Gambroon ware, 150  
 Garden doors of stone, 127  
 Gears, 43, 283  
*Gelim* weaving, 199  
 Gems, cutting of, 37  
   engraving of, 37  
 Germany, helical-spring lock in, 70  
   tin-enamel glaze in, 145  
   tumbler lock in, 68  
 Ghiordes knot, 212  
 Gilān kiln, 159  
 Gilded paper strips, 176  
 Gilded threads, 176  
 Gilding, of glazed tiles, 40  
   of woodwork, 41  
 Glass, cut, 168  
 Glass blowing, 168, 170  
   industry of, Babylonian-Assyrian, 167  
   industry of, Phoenician, 140, 168  
   melting kiln for, 169  
 Glassmaker, 167-170  
 Glaze, borax, 146  
   Egyptian, 139  
   feldspathic, 146  
   lead, 139  
   luster, 142  
   Mesopotamian, 139  
   painter, 164  
   Parthian, 140  
   tin-enamel, 144  
   translucent, 142  
 Glazed bricks at Susa, 144  
 Glazed quartz, 139  
 Glazemaking, 160  
 Glazer, 142  
 Glazes, 160  
   alkaline, 138  
   Assyrian texts on, 139  
   Babylonian texts on, 139  
   Nimrud tile, 140  
   prehistoric, 137  
 Glazing, 163  
   kiln for, 164  
   techniques of, development of, 138, 140  
 Glue, 39, 86, 94, 238  
 Goat hair, 177  
 Goat horn for making knife handles, 56  
 Goat leather, 231  
 Gold, brazed-on, 43  
   dissolving of, 163  
   drawn for making threads, 176  
   rolled, 43  
   rolled for making threads, 43, 176  
   used in glazes, 163  
 Gold brocade, 42, 175, 208  
 Gold damascening of steel, 41  
 Gold deposits, 13  
 Gold incrustation of steel, 41  
 Gold-lace spinning, 40, 42, 45  
 Gold luster, 145  
 Gold textiles, 175, 208  
 Gold thread, 33, 42, 46, 175, 176, 208  
 Gold wire, 42  
 Goldbeater, 40, 41  
*Goldschlägerhaut*, 41  
 Goldsmith, 32  
 Goldsmith's scales, 63  
 Gombad-e Qābūs, tomb tower at, 112  
 Gouging chisel, 84  
 Graffito ware, 146  
 Grain cultivation, history of, 241  
 Grain, cutting sickle for, 272  
   harvest of, 271  
   milling of, 277  
 Granulation in jewelry making, 32  
 Grapevines, cultivation of, 244  
   irrigation of, 271  
 Graphite for crucible making, 19  
 Grass-cutting sickle, 272  
 Greek locks, 66  
 Greek vase painting technique, 164  
 Green marble, 127

- Indonesian ironworkers of Bali, 50
- Indus valley, blue glazes in the, 139
- Ingot foundry, 22, 23
- Inlaid glass mosaic, 167
- Inlaid work, 94
- Inlay worker, 92
- Instrument maker, musical, 98
- Iraq, beginnings of ornamental brickwork in, 118
  - qaṣṣ* system in, 249
- Iron, first appearance of, 4
- Iron carbide in crucible steel, 10
- Iron casting, 18
- Iron column near Delhi, 49
- Iron furnaces in the Qarādāg, 7
- Iron harrow, 52
- Iron industry, in China, 6
  - of India, 49
  - in northern Persia, 6
- Iron mining and smelting in Alburz, 7
- Iron ore deposits, 7
- Iron oxide, 30, 162
- Iron smelting, 6, 7
- Ironsmiths, Sobbi as, 35
- Iron technology, beginning of in, 10
- Iron traps, 52
- Ironworkers, Armenian and Chalybian, 6
  - of Bali, 50
  - Lohar Indian, 49
  - of Sistān, Zābolistān, Balūčistān, 49
- Ironworking crafts, 48
- Ironworking gypsies, 49
- Ironworks, of Hyderabad, 9
  - of Shirāz and Kermān, 50
  - steel produced in, 55
- Irrigation, 245
  - by dams, 246
  - channels, 269
  - of grain crops, 271
  - in Horāsān, 269
  - laws for Islamic, 246
  - pipes for, 256
  - water, distribution of, 254
- Isaiah, prophet, on threshing wain, 275
- Isfahān, Chinese potters at, 149
  - embroidery of, 219
  - Friday mosque at, 118, 120
  - glassworks at, 169, 170
  - kaolin deposits near, 146
  - Masjid-e Šāh, 121
  - roof construction in, 114
  - St. Mary's and St. Elizabeth's at, 121
  - Safavid capital at, 121
  - stained glass windows at, 135
  - stone paste potter of, 165
  - stucco-*mihraḅ* at, 134
  - tile maker of, 157
- Isfahān coin, 108
- Istahr, great cistern at, 259
  - press mold from, 143
- Italy, luster ware in, 145
- Itinerant artisans, 48, 57
- Ivory turner, 92
- Jack plane, 82
- Jacquard loom, 175
- Jājim loom, 202
- Jars for storage, 153
- Jar stands, 153
- Jeweler, 32
- Jeweler's fretsaw, 34
- Jewelry, Achaemenian, Parthian, Sasanian, 32
- Jews as glassmakers, 168
- Joiner, 80, 81
- Joining of timber, 85
- Jointing plane, 84
- Juice boiling, 300
- Jūndišāpūr, weaving center at, 176
- Kaolin deposits, 146, 149
- Kadmeia, 12
- Karīm Hān, Zānd, caravanserai built by, 108
- Karkunān river diversion scheme, 248
- Kārūn river diversion, 248
- Kāšān, an ancient pottery center, 136
  - artist potters of, 120
  - borax glaze from, 147
  - a ceramic center, 148
  - cobalt from, 120, 147, 163
  - export of tiles from, 148, 149
  - kaolin deposits near, 146
  - lajvardina glaze at, 148
  - luster glazing at, 120, 145
  - Masjid-e Maidān, 120
  - potter families of, 148
  - stone paste pottery at, 165
- Kāšmar, turquoise mines at, 39
- Kāssites, spread of glazing under the, 138, 149
- Kāveh, the blacksmith, 7
- Kermān, bronze of, 14, 15
  - copper ore deposits at, 3
  - embroidery of, 248
- Kermes, 190
- Kernel hammer, mason's, 128
- Killed plaster, 134
- Kiln, brick, 116, 160
  - capacity of brick, 116
  - downdraft, 160
  - for tile making, 161
  - glass melting, 160
  - glazing, 164
  - loop firing, 154, 159
  - mulle, 164, 166
  - Persian, 150, 151
  - potter's and tilemaker's, 158, 160
  - prehistoric, 138
  - tile-glazing, 164
- Kitāb-e Qunī on *qaṣṣ* construction, 251
- Kneading of potter's clay, 152
- Knives, 55
  - carpet, 215
  - pocket, 55, 56
  - pruning, 56
- Knouting carpet pile, 215
- Kōhrūd mountains, cobalt mines in the, 163
- Kouli, smithing gypsies, 49, 54

- Kūh-e Hazār mountains, housing in the, 107  
 Kullī, copper finds at, 3  
 Kutub column near Delhi, 49
- Lajvardina glaze, 148  
 Lamé, 175  
 Laminated damascene steel, manufacture of, 8  
 Lamp oil, 296  
 Landlord and tenant system, 260  
 Landowner, 256  
 Lānd reform, 260  
 Land utilization, 240  
 Lapis lazuli glaze, 148, 163  
 Lathe, gem cutter's, 37  
   polishing, 30  
   for stone-pot making, 132  
   wood turner's, 90  
 Lattice panels, 98  
 Leave, 139  
 Lead, for cupellation, 13, 33  
   obtained from galena, 14  
 Lead glaze, appearance in the Mediterranean of,  
   140  
   Parthian, 141  
 Lead glazes, Babylonian, 139  
   in China, 140  
 Lead mines, 14, 16  
 Lead ore dust, 17  
 Lead oxide for glazemaking, 161  
 Lead poisoning, 16  
 Lead smelting, 16  
 Lead sulphides, 16  
 Leaf gold, 40  
 Leather bag, miner's, 15  
 Leather belt of polishing lathe, 26  
 Leather bucket, making of, 234  
   miner's, 15  
 Leather crafts, 230  
 Leather grinding, 230  
 Letter combination lock, 66, 72  
 Lime, hydrated, 113  
 Lime burning, 125, 126  
 Lime mortar, introduction of, 126  
 Lime-sand mortar, 126  
 Lime slaking, 127  
 Limestone, 127  
 Limonite, for marking timber, 80  
   for steelmaking, 9  
 Linear astrolabe, 21  
 Linseed oil, 296  
 Locks, in the Bible, 66  
   classification of Persian, 66  
   in Egypt and Greece, 66  
   in India and China, 66  
   in the Mediterranean region, 66  
 Locksmith, 60, 65  
 Logwood for inlaid work, 93  
 Lohar, caste of Indian ironworkers, 49  
 Loom, carpet, 214  
   draw, 174, 205, 210  
 Looms, 199  
   development of, 174
- Loulan carpet, 212  
 Lucerne cultivation, 243  
 Lūristān, bronzes of, 10  
 Luster glaze, 119, 138, 142, 145  
 Luster tiles, 119  
 Luster ware in Spain and Italy, 145
- Machine-cut timber, 80  
 Macrostructure of damascene steel, 10  
 Madder, 190, 226  
 Magnetic iron in Qarādāg, 7  
 Main warp in velvet weaving, 209  
 Majolica, 144  
 Majorca, tin-enamel glaze from, 144  
 Maker of bellows, 101  
 Malachite in early glazes, 139  
 Malleable cast-iron foundry, 18  
 Mallet, carpenter's, 84  
   clod breaking, 266  
 Mandaeans, gnostic group, 35  
 Manganese oxide in glazemaking, 161, 163  
 Manna, for making sweets, 302  
 Marina tamarisk, 302  
 Manuring, 269  
 Marble, 127, 129  
 Marco Polo, on cotton growing, 178  
   on Kermān embroidery, 218  
   on *tattia* factories, 12  
 Marking gauge, 80, 81  
   of building line, 108  
   ruler, brick cutter's, 122  
   string, sawyer's, 80  
   tools for, 79, 81  
 Mashad, *mihrib* of the shrine at, 120  
   shrine of Imām Rezā at, 148  
   stone pot industry at, 130  
   turquoise industry at, 38  
 Mashech, brass discovery by the, 12  
 Masjid-e Sulaimān, stone masonry at, 103  
 Mason, 188, 128  
 Mason's hammer, 123  
 Massalski, C., 9  
 Master builder, 108  
 Mat-plaiting, 219  
 Mat weaving, 219, 220  
 Mats, braided for roofing, 114  
 Mausoleum of Oljaitū, 118  
 Māzandarān, graffiti ware in, 146  
 Māzandarān loom, 203  
 Media, goldsmiths from, 12  
 Median style, Scythian influence on, 12  
 Megasthenes on *qanāt* in India, 250  
 Metal, incrustated, 20  
 Metal Age, 2  
 Metal embosser, 35  
 Metal-forming dies, 38  
 Metallic zinc, 12, 13  
 Metallurgy, ancient, 1, 11  
 Metal oxides, preparation of, 161  
 Metal signet, 38  
 Metals used in foundry, 18  
 Metal threads, 175

- Metal tools, 2  
 Metalwork, beaten, 14  
   pierced, 36  
 Metalworking techniques, 20  
 Meteoric iron, 4  
 Metric system and provincial standards, 62  
 Microstructure of damascene steel, 9, 10  
*Mihrib* of Kāsan, 149  
   of Qutaybān, 145  
   success, 134  
 Mild steel, cementing of, 9  
 Milling cutter, 87  
 Mills, animal operated, 279  
   grain, 277-289  
   for metal rolling, 28-33  
   oil, 295  
   for rice husking, 290  
   river-driven, 259  
 Millstone, shaft of the, 52  
 Millstone coupling, 52  
 Millstone quarry, 279  
 Millstones, 277-279  
   for windmills, 288  
 Mine entrance, 15  
 Mine props, 16  
 Mine ventilation shaft, windcatcher, 15  
 Miner, 15  
 Miner's tools, 15  
 Mines, cobalt, 103  
 Miniature painter, user of gold leaf, 40  
 Mining for iron stones, 139  
 Mining license fee, 18  
 Mining dies from Kerman bronze, 14  
 Miner, framed, 88  
 Miner joint, 86  
 Mining board, 86  
 Metalliferous production, 3  
 Modernization of industries, 308  
 Mohair, 172  
 Mubammadan blue, 147  
 Mold, wooden, for mud bricks, 103  
 Mold-board, 262  
 Mold-board plow, 266  
 Molded pottery, 138  
 Mold-formed tiles, 157  
 Molding box, 18, 115  
   of bricks, 115  
   plane, 84  
   in sand, 18  
   process in foundry work, 18  
 Molds from Nisapur, 143  
   (Ultaq's), 157  
 Monetary system, 13  
 Monochrome tiles, 120  
 Moorish Spain, *haka wate* in, 145  
*Mordānī*, 169, 225, 226  
 Mordant, 111, 113, 123, 128  
 Morris-and-tenon joint, 85  
 Mosaic ceiling, faience, 120  
   tiling, 150  
   wooden, 115  
 Mosques, tiled domes of, 119  
   woodwork in, 81  
   *shā* carpets in, 210  
 Mossyrock, brass discovery by the, 12  
 Motor vehicles, discarded parts of, 54-57  
 Mud bricks, 107, 109  
 Mud rooks, 114  
 Mud-slags mortar, 111  
 Muebe-kūh, 161, 166  
 Multicolored loam, 202  
 Musical instrument maker, 35, 98  
 Musicians, Sobbi as, 35  
 Muski, brass discovery by the, 12  
 Mustard seed oil, 296  
 Muqaddasi on Bānd-e Anḡr, 246  
 Nabhak, lead mining at, 16  
 Nail extractor, 54  
 Nail forming anvils, 53  
 Nail smith, 52  
 Nā'īm, borax glaze from, 147  
   Kashī deposits near, 149  
 Nānauz, stone paste potters of, 165  
 Native copper at Anḡrak, 16  
 Natural dyesuffs, 189  
 Neelie maker, 57  
 Neo-Babylonian empire, *Arānī*, *Arānī*, the, 149  
 Neolithic settlers on Iranian Plateau, 249  
 Nickel content of native copper, 16  
 Nickel in early iron, 4  
 Nirkelstov, 28  
 Niello work, 32, 38  
 Nivechi, irrigation scheme of, 270  
 Nisapur, *Arānī* as, 143, 144  
   irrigation mines at, 38  
   underglaze painting at, 145  
 Nitric copper for bronze finishing, 94  
 Nizām ul-Mulk, 118  
 Noin Ula carpets, 212  
 Noria, 259  
 Norse mill, 280  
 Northern plow, 264  
 Northwestern plow, 263  
 Norway, lumber lock in, 68  
 Nozzle block for bellows, 101  
 O-fer, yellow, for goldbeating, 30  
 Oil as kīlo fuel, 112  
 Oil cakes, 297  
 Oil lamp, miner's, 17  
 Oil mill output, 290  
 Oil milling, 295, 296  
 Oil pressing, 298  
 Oil seed, 295  
 Olentaris, on fine woodwork, 81  
 Olfaitu, translucent of, 97, 118  
 Orange glaze, 147, 162  
 Orange wood for inlaid work, 93  
 Ore mining and smelting, 14  
 Ore outcrop, 15  
 Ore mined at Anḡrak, 16  
 Ornamental brickwork, 118, 121

- Ornamental sculpture, 129  
 Ornamental steel plates, 72  
 Ornamented velvet, 209  
 Outcrop of ore, 15  
 Oven for bread baking, 153, 292  
 Ovenmaker, 20, 30  
 Oven man in bakery, 294  
 Overglazed ware, 150  
 Oxides for ceramics, 161  
 Oxidizing furnace, 161, 162
- Packsaddle making, 234  
 Padlock, 66, 69  
 Paint in prehistoric times, 103  
 Pakistan, *qanat* system in, 249  
 Palermo, velvet industry in, 177  
 Pandai-Vesi, ironworkers of Bali, 8, 50  
 Panel of ornamental brick, 122  
 Papanidos, mythical inventor of brass, 12  
 Paper industry of Samarkand, 237  
 Paper scissors, 56  
 Papermaking, history of, 236  
 Papier mâché for pen box making, 238  
 Parabolic mirrors, 90  
 Parthian glaze, 140, 141  
 Parthian glazed bricks, 119  
 Parthian jewelry, 32  
 Parthian metal trade with Rome, 14  
 Parthian potters, 141  
 Parthians, introduction of iron horseshoes by, 53  
 Parthian steel, 6, 7  
 Parthian stucco work, 133  
 Parthian use of plaster, 125  
 Pasargadae, building techniques at, 103  
 Paste for gluing, 39, 86  
 Puffer for sand mulling, 18  
 Pozzyryk carpet, 212  
 Pearlitic carbon in damascene, 8  
 Pearwood for making printing blocks, 98  
 Pen box making, 238  
 Persepolis, building techniques at, 103  
   glazed bricks at, 140, 144  
   gold-leaf at, 40  
   gray marble of, 129  
   plaster floors at, 125  
   woodwork at, 80  
 Persian architecture, 118  
 Persian knot, 215  
 Persian sword blades according to Alkindi, 55  
 Persian wheel, 259  
 Phoenician glass industry, 140, 168  
 Phosphorus, effect of, in iron smelting, 7  
 Pickling, of bones for inlaid work, 93  
   of jewelry, 34  
 Pick, mason's, 128  
 Pierced ceramic vessels, 142  
 Pierced metal work, 36, 37  
 Pierced woodwork, 97  
 Pierced work on scissor handles, 57  
 Pigeon manure, 270  
 Pigeon towers, 270  
 Pigment paint on early pottery, 137  
 Pigments for glaze coloring, 136, 139, 147, 163  
 Pile, carpet, 214, 215  
   warp in velvet weaving, 209  
   weaving of, 177  
 Pipe, water-, hose making, 236  
 Pipe lock, 66, 71  
*Pisé* technique, 102, 108  
 Piston type bellows, 51  
 Pitch for metal embossing, 33, 35  
 Plane, carpenter's, 82  
 Planing, wood, 82  
 Plane iron, 82  
 Planishing hammer, blacksmith's, 52  
 Planishing iron, coppersmith's, 26  
 Plaster, carved ornaments in, 135  
   ceilings of, 114  
   floors of, 125  
   in Hellenistic times, 125  
   joints of, 118  
   killed, 134  
   mortar of, 123, 125, 126  
   of Paris, 123  
   in Parthian buildings, 125  
   Persian, 125  
 Plasterer, 133  
 Plasterwork for ceilings, 87  
 Pliers, 34  
 Pliny, on goldbeating, 40, 41  
   on rotary mills, 277  
 Plow, 260  
   *modern iron*, 52  
 Plowing, 262  
 Plows, types of, 262  
 Plowshare, 52, 263  
 Plugs, carved, 118  
 Plywood, 86  
 Pointed arch, 102  
 Polishing lathe, 26, 30, 34  
 Polishing of damascene steel, 8  
 Polishing powder for gems, 40  
 Polybius on *qanat*, 250  
 Polychrome luster, 145  
 Pomegranate juice, 300  
 Pomegranate rind for dyeing, 191, 227  
   grinding of, 300  
 Pond irrigation in Horāsān, 269  
 Poppy seed oil, 296  
 Porcelain manufacture, 149, 159  
 Porphyry, 129  
 Potash burner, 160  
 Potash crushing, 300  
 Potassium alum, 189  
 Pot forge, 31, 56, 57  
 Pot quern, 151, 278  
 Pot stones, mining of, 130  
 Potter, stone paste, 151, 165  
   working methods of the, 154-165  
 Potter families of Kāsān, 148  
 Potter's products, 155  
 Potter's quern, 151  
 Potter's recipes, Babylonian-Assyrian, 136  
 Potter's wheel, 137, 154



- Pottery, :96  
 in Achaemenian, Parthian, Sassanian times, 141  
 calligrapher of, 142  
 centers for, 149  
 coil-formed, 152-154  
 designer of, 142  
 engraver of, 142  
 firing of, 158  
 glazer of, 142  
 Hispano-Moresque, 144  
 in Islamic times, 144  
 soil-paste, 146  
 wheel-formed, 154
- Por wheel, camel-driven, 259
- Powder blasting, 127, 131
- Prayer wheels; wind-operated, 284
- Precious metals, 32-35, 40-42, 183
- Prehistoric ceramic ware, 136
- Prehistoric metallurgy, 11
- Press molds in pottery, 138, 142
- Printer, textile, 225
- Printing block, 98, 225
- Pseudo-Aristotle, on borax glaze, 146  
 on brass, 12
- Pump bellows, 51
- Punched cards, 175
- Punching hammer, blacksmith's, 52
- Pyrites, 16, 163
- Qā'in, plaster from, 126
- Qānawān, great mosque at, 145
- Qanat, construction of, 251, 254  
 in modern Persia, 251  
 shaft for, 252  
 surveyor for, 251  
 system of, 249  
 yield of, 255
- Qarādhāg, copper-mining at, 3  
 iron-smelting site, 7
- Qasqā'i building techniques, 103
- Qasqā'i jewelry, 32
- Qazvin, cabinetmakers of, 88  
 Masjid-e Jāmi', 119
- Qazvini on Ray furniture, 81
- Qasim, island of, 80
- Qom, cobalt deposits near, 147, 168  
 glass industry of, 166  
*mīzāb* of 'Alī ibn Ja'far at, 120  
 potash industry at, 160  
 stone paste potter of, 165  
 turquoise beads from, 167
- Quarryman, 127
- Quartz, glazed, 139  
 used for pottery, 151
- Qūcān, turquoise mines at, 38
- Quern, 151, 277, 278
- Rabbit joint, 85
- Rabbit plane, 84
- Ranined earth technique, 102
- Ramming, iron for molding, 18
- Rape oil, 296
- Rasp, hoof, 54  
 wood, 84
- Rasi embroidery, 218
- Ratchet brace, 85
- Raw glass, 169
- Ray, graffiti ware from, 146  
 kaolin deposits at, 145  
 liwardina glazes at, 148  
 potters at, 144  
 wood industry at, 81
- Reamer, 44, 69
- Red dyes, 189
- Red lead for glazemaking, 161
- Red oxide for polishing, 34
- Reducing atmosphere in kiln, 117, 137
- Reed, weaving, 195, 198, 204, 209
- Reed maker, 195
- Reef gold at Anātrak, 13
- Refined steel, 55
- Refiner of precious metals, 35
- Refractory clay, for crucible making, 19  
 for iron smelting, 7
- Relief carving in wood, 97
- Relief work, metal, 36
- Relief work on stone paste pottery, 166
- Rendering, plaster, 134
- Reponssé work, 11, 35
- Resin, for casting grinding wheels, 39  
 for metal embossing, 33
- Rezā Sāh, dam building site, 246  
 revival of crafts under, 121, 150
- Rice cultivation, 242, 271
- Rice husking, 289, 290
- Rigveda on cotton, 178
- Rivers in molds, 4, 17
- Roasting ores, 3, 16
- Rock salt crushing, 300
- Rolled gold, 43
- Rollers for gold wire flattening, 45  
 sheet, 35  
 sheet, 30
- Rolling mill, 23, 33  
 stone, roof maintenance with, 114
- Roman barbed-spring lock, 70
- Roman lime mortar, 126
- Roman oil miller, 296
- Roman steelārd, 64
- Roof construction, 113  
 flat, 114  
 joists, cutting timber into, 79  
 mud, 114
- Ropemaking, 219, 221
- Rosewood for inland work, 93
- Rotary mill development, 277
- Ruby glass, 147
- Ruby luster, 145
- Rye cultivation, 242
- Saddle quern, 277
- Safavid buildings, capital at Isfahān, 121  
 stucco, 135  
 use of marble in, 127
- Safflower, 191

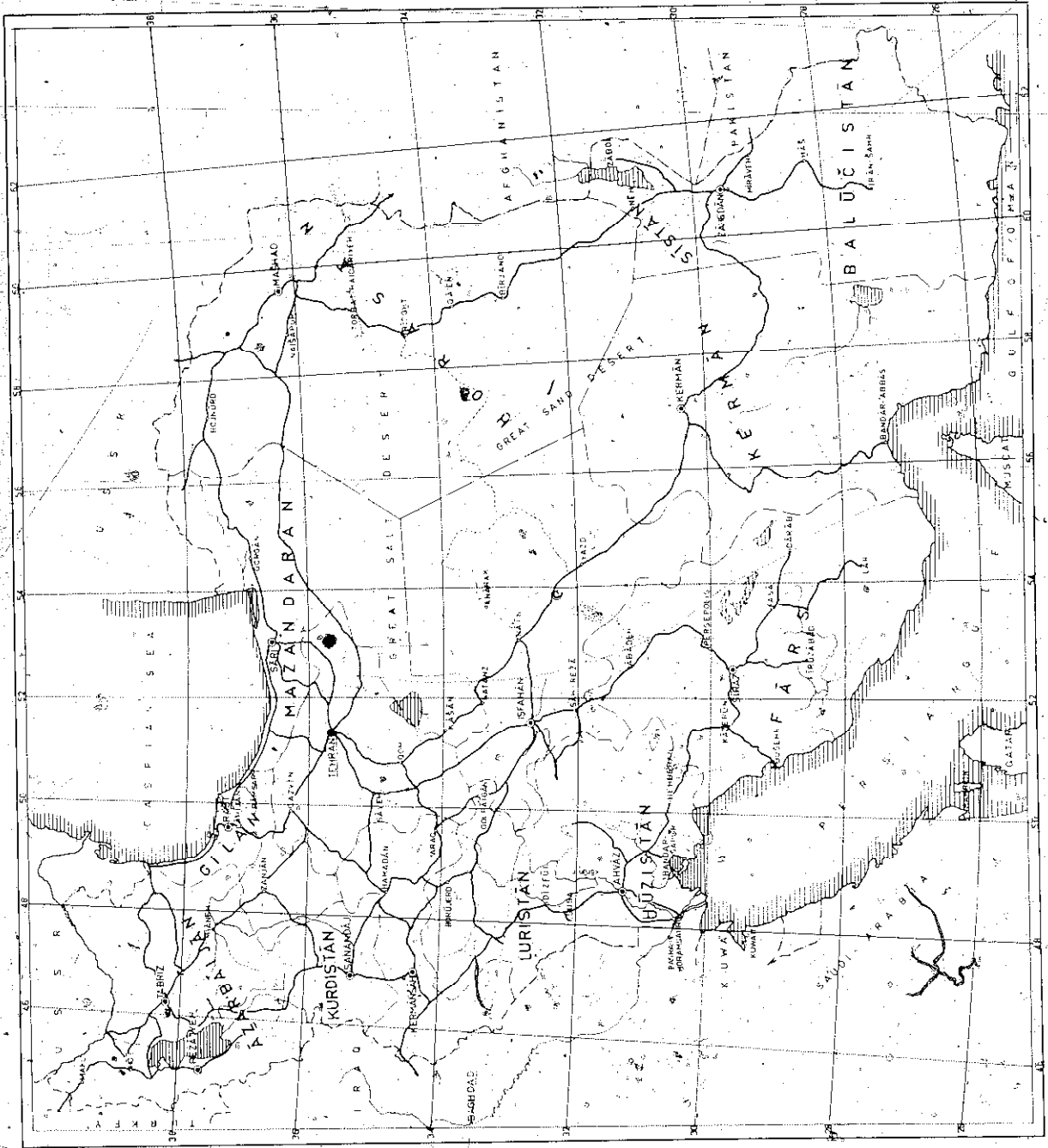
- Saffron, 191  
 Saagsars used in glazing, 164  
 Šah 'Abbās, enamel work at the time of, 33  
   glass industry under, 169  
   industrialist, 149  
   porcelain tiles at the time of, 121  
 Saharūd, Afr. tin mines of, 3  
 Saharūbūt on borax glaze, 147  
 Šah Ardashir, 126  
 Šah-gel, eastern at, 279  
 Šah Ismā'īl, 121  
 Šah Rezā, kiln at, 159  
 Sal-annōning, 31, 94  
 Salpeter for acid distillation, 163  
 Sawhūrī, 161  
 Samarkand, paper-making at, 236  
   steel works at, 6  
   underglaze painting at, 145  
 Samarra, potteries at, 144  
 Samovar, 28, 29  
 Sandals, wooden, 98  
 Sand-lime mortar, 138  
 Sand molding, 18  
 Sandstone grinding wheel, 57  
 Sāpūr, 126  
 Sarcophagi, earthenware, 141  
 Sardis, gold from, 12  
   woodwork from, 86  
 Sarģon II, King, mentioning brass, 12  
 Sassanian architecture in Iraq, 118  
 Sassanian brocade cloth, 43  
 Sassanian buildings, glazed bricks in, 119  
 Sassanian glassmakers, 168  
 Sassanian jewelry, 32  
 Sassanian lime mortar, 126  
 Sassanian potter, 141  
 Sassanian revival of Achaemenian crafts, 14  
 Sassanian stucco work, 133  
 Sassanid textile printing, 225  
 Sassanian tinnes, lead glazes during, 141  
 Sassanian weaving, 174, 176  
 Sash clamps, 86  
 Saw, carpenter's two-handed, 79, 82  
   crosscut, 82  
   hole, 82  
   pit, 79  
   setting tools for, 82  
   sharpening of, 82  
   tenon, 82?  
   two-handed, 79?  
 Sawyer, 79  
 Sawyer's jack, 79  
 Šazurvan weir, 246  
 Scales, 62, 63  
 Scissor maker, 54, 56, 57  
 Scissors, carpet weaver's, 57, 218  
 Sculpture, ornamental, 129  
 Sculptured woodwork, 97  
 Sculpturing chisel, 129  
 Serrativo-technique, 142  
 Scraffio ware, Chinese, 144  
 Scrapers, 30, 69, 87  
   Scraping tools for polishing labze, 27  
   Screw auger, 85  
   Screw key for padlock, 70  
   Seylox, irrigation work by, 250  
   Seythian influence on Luristan bronzes, 10  
   Seythians, 212  
   as ironworkers, 48  
   Seedbed preparation, 266  
   Seed crushing mechanism, 296  
   Seed plow, 205  
   Sehna knife, 215  
   Sejīng buildings, 117  
   glazed bricks in, 119  
   Sejīng pottery, 146  
   Semitiprecious stones, cutting of, 37  
   Seric steel, 6  
   Serrate steel, 6  
   Sesame oil, 296  
   Set hammer, blacksmith's, 52  
   Setting tools, saw-, 82  
   Shalt furnace, 17  
   Sharpening of saws, 82  
   Sheepskin coats, 232  
   Sheet metal rollers, 30  
   Sheet maker, copper-, 17, 22  
   Shellac, molten, for grinding wheels, 38  
   Shedder, primitive, near Bijland, 102  
   Shibbet spoons, 98  
   Shingles for roofing, 113  
   Shoemaker, 229, 234  
   Sicily, velvet industry in, 77  
   Sickles, 52, 271  
   Sieve for sand molding, 18  
   Sieve making, 234  
   Signet, personal, 37  
   Silk, cultivation of, 182  
   fabrics of from China, 175  
   for gold-lace making, 45  
   origin of, 178  
   production of in Persia, 179  
   Silk brocade, 176  
   Silk trade, 179  
   Silk warp winding, 184  
   Silkworm nurseries, 107  
   Silkworm rearing, 182  
   Silk yarn preparation, 182  
   Silver as steel alloy, 9  
   Silver bronze of Kernan, 14, 18  
   Silver from Egypt, 12  
   Silver mines, 14  
   Silver obtained from galena, 14  
   Silversmith, 32  
   Silver textiles, 33, 175  
   Silver thread, 33  
   Silver wire drawing, 42  
   Single-iron plane, 82  
   Šūzā, copper rolling mill at, 23  
   glass industry of, 169  
   metal foundry at, 18  
   allemaking at, 157  
   Sissoo tree, 74  
   Siyalk, 1, 5, 10  
   brick kilns at, 115

- Siyalk, (*continued*)  
*pisé* technique at, 103  
 pottery from, 137
- Skin bellows, 16, 29, 31, 50, 56, 57
- Slaking of clay, 115, 151
- Slit-tapestry, 200
- Smelting, furnace for, 3  
 of lead ores, 16  
 separate, 4  
 simultaneous, of copper and tin, 4  
 sites, ancient, 3, 7
- Smithing, 48
- Smithing tribes, 48, 49
- Smithy, outfit of, 50
- Snarling iron, 25, 29
- Soaking pit for clay, 115
- Soap for burnishing, 35
- Sobbi, 35, 49
- Soda plant, 161
- Soft paste porcelain, 146
- Soft solder, 30, 31
- Soldering, hard, in coppersmithing, 24  
 iron, 31, 61
- Sole maker, clothshoe-, 229
- Solingen, swordsmiths of, 8
- Southeast Asia, barbed-spring lock in, 70
- Southeastern plow, 262
- Sowing, 270
- Spades, 52, 260
- Spain, luster ware in, 145  
 tin-enamel glazes in, 144
- Specific gravity, determined by hydrostatic balance, 61
- Spectrographic analysis, 2
- Spherical astrolabe, 21
- Spindle, drilling, 85  
 types, 185
- Spindles, making of, 92
- Spinning head for gold-lace spinning, 45
- Spinning with hand spindle, 185
- Spinning wheel, 45, 185, 186
- Spinning whorl, 2, 173, 185
- Spinning of wool, cotton, flax, 185
- Splint wood, use of, 80
- Spouts, wooden, 114
- Spreading-spring lock, 66, 68
- Square, carpenter's, 81
- S-spun, 186
- Stamping die, 14, 18
- Stamps, terra cotta, 143
- Standard weights, history of, 61
- Star and cross tiles, 149
- Steatite, glazed, 138
- Steel, classification of sword-, 55  
*cold working* of, 10  
 crucible, 7-10  
 etching on with vitriol, 10  
 hypercutectic, 10  
 Indian, 7, 52  
 ingot, 9  
 invention of hardenable, 6  
 laminated damascene, 7  
 made in co-fusion process, 7  
 Parthian, 7  
 pick/mason's, 128  
 plant, modern, at Tehrân, 50  
 refined, 55  
 rollers of, for gold wire flattening, 45  
 slow cooling of molten, 10  
 springs of, for tumbler locks, 67  
 surface hardened, 57  
 tools of, 52  
 wire of, 26, 42
- Steel fretworker, 72
- Steelmaking in the Bohārâ region, 9
- Steelworks of Tehrân, 50
- Steelyard, 62, 65
- Stock anvil, cutler's, 56  
 wooden, for embossing, 35
- Stone, change from to copper, 4  
 for building, 113
- Stone age, 2
- Stone ballast for foundations, 108
- Stone base for buildings, 113
- Stone lining for *qanât*, 253
- Stonemason, 128
- Stone masonry in the second millennium, 103
- Stonemason's mark, 128
- Stone mold for bronze casting, 4, 10
- Stone paste beadmaker, 167
- Stone paste potter, 151, 165
- Stone pot maker, 130, 132
- Stone pots in Austria, Bavaria, Switzerland, 130
- Stone sculptor, 128
- Stone tools, 2, 4
- Stone vessels of Central Anatolia, 130
- Stove-brazier, 28
- Strabo on lucerne cultivation, 243
- Straight-edge, 81, 123
- Stream tin, 4
- Stretch hammer, 22
- Stucco latticework, 135
- Stucco plaster, Safavid, 135
- Stucco plasterer, 135, 133
- Stucco work in ancient times, 133
- Sturgeon bladder for making fish glue, 86
- Sublimated zinc, 12
- Sugar cane, Indian origin of, 242
- Sugar loaf making, 300
- Sugar loaf splitters, 56
- Sugar refining, 242, 243
- Sulphide copper ores, 3, 16
- Sulphides of lead, 16
- Sulphuric acid, for pickling, 34  
 for steel etching, 8
- Sulṭāniyeh, mausoleum of Oljaitu at, 118  
 wood carvings at, 97
- Sumer, early glass industry in, 167
- Summer houses in Caspian provinces, 107
- Sun-dried bricks during fourth millennium, 103
- Surface-hardened steel, 52, 57, 59
- Surveyor, *qanât*, 251
- Susa, brick kilns at, 115  
 bronze objects from, 4

- Susa (*continued*)  
 colored bricks from, 140, 144  
 culture in, during third millennium, 4  
 foundation charter of, 12, 74, 103, 140  
 glazed bricks at, 144  
 pottery from, 137, 138, 144  
 weaving center at, 176  
 woodwork at, 80  
 written records from, 4  
 Suštar, weaving center at, 176  
 Sven Hedin on Persian windmills, 286  
 Sweets, making of, 300  
 Sword steel classification, 55  
 Swords, manufacture of, 8  
   Persian, 9  
 Swordsmith, 8, 54, 56  
 Synthetic dyestuffs, 188  
 Syria, *qanāt* system in, 249  
 Syrian draw loom, 175  
 Syrian weavers, 174  
 Syrup making, 300
- Ta'alibi on Chinese ceramics, 143  
 Tabari on windmills, 284  
 Tabriz, Blue Mosque of, 120  
   niello work in, 33  
 Timurid court at, 120  
 Tail stock of lathe, 91  
 Talmesī, copper mine of, 15  
 Tamerlan, steel works at Samarkand, 6  
 Tang dynasty, lead glazes during the, 141  
 Tang porcelain, 144  
 Tang ware, imitation, 144  
 Tanner of bellow skins, 101  
 Tannic acid as a mordant, 189  
 Tanning, 230, 231  
   vat for, 153  
 Tapestry weaving, 200  
 Tarq, wood industry at, 81  
 Tartars, iron working, 48  
 Tawed leather, 231  
 Taxes from copper mines, 3  
 Tea cultivation, 245  
 Teakwood for inlaid work, 93  
 Tehrān, blast furnace and steel works at, 50  
   glassworks at, 169  
   niello work at, 33  
 Tel Halaf pottery, 137  
 Tenon saw, 82  
 Tent fabric weaving, 201  
 Tepe Geoy, bronze objects from, 4  
   copper tools at, 4  
 Tepe Giyān, bronze objects from, 4  
   pottery, 137  
 Tepe Hisār, bronze objects from, 4  
   pottery, 137  
 Tepe Musiyān pottery, 137  
 Terra cotta stamps, 143  
 Terra sigillata technique, 141  
 Terrestrial iron, 4  
 Textile dyeing, 188  
 Textile fibers, 177  
 Textile print designer, 98  
 Textile printing, 98, 224  
 Textile techniques, development of, 172  
 Textiles, gold and silver, 33, 175  
 Théodore of Samos, invention of lock by, 66  
 Theophilus, on brass making, 12  
   on file making, 59  
   on goldbeating, 41  
   on gold brocade lace, 43  
   on gold incrustation, 42  
   on skin bellows, 29, 51  
 Thread, cotton-, 46, 186  
   cutting of, 29  
   dyeing of, 188-194  
   for embroidering, 218  
   gold- and silver-, 33, 175  
   plying, 197  
   silk-, 46, 184  
   spinning of, 185-188  
 Threshing, 273  
 Threshing board, 274  
 Threshing flail, 273  
 Threshing pegs, 52  
 Threshing wain, 52, 273  
 Threshing with animals, 273  
 Tile cutter, 117, 122, 123  
 Tile glazes, Nimrud, 140  
 Tile glazing, 165  
 Tile glazing kiln, 164  
 Tilemaker, 151, 157, 164  
 Tile mold, 158  
 Tiles, export of--from Kāsān, 148, 149  
   faience, 119  
   glazed Babylonian and Assyrian, 140  
   mold-formed, 157  
   monochrome, 120  
   star and cross, 149  
 Tillage, 260  
 Timber, 71  
   getting of, 79  
   machine-cut, 80  
 Timber joints, 85  
 Time measurement for irrigation, 255  
 Timurid court, of Herāt, 120  
   of Tabriz, 120  
 Tin, 3, 31, 61, 139, 144, 147, 162  
 Tin-enamel glaze, 144  
 Tin ore, 3  
 Tin oxide, for glazemaking, 140, 144, 147, 162  
 Tin snips, 26  
 Tined harrow, 267  
 Ting-Yao ware, 146  
 Tinner, 20, 31  
 Tinner's furnace, 31  
 Tinner's tongs, 31  
 Tinsmith, 20, 30  
 Tobacco cultivation, 245  
 Toilet pans, 153  
 Toledo, crucible steel-making at, 7  
 Tongs, coppersmith's, 26  
   tinner's, 31  
 Tongue-and-groove joint, 85

- Tool steel, 52  
 Tool support bar of turner's lathe, 91  
 Toothed-bolt lock, 66  
 Toothed kernel chisel, mason's, 128  
 Topiscen, 130  
 Touchstone for assaying, 33  
 Pottery, used in early pottery, 137  
 Purgaurth, ginn-, 40, 164, 166, 224, 226, 229  
 Puroxania, irrigation channels in, 249  
*ganai* system in, 249  
 Traps, from, 52  
 Trial well for *ganai*, 252  
 Tribal organization and crafts, 48  
 Tripoli sand, 30, 34, 37, 56, 128  
 Trunk maker, 88  
 Tumbler lock, 66  
 Tunisia, *ganai* system in, 250  
 Tunneling in mining, 14  
 Turang Topo pottery, 137  
 Turanians as steel workers, 48  
 Turanians, *ganai* system in, 249  
 Turkish knot, 212  
 Turkoman jewelry, 32  
 Turner's chisel, 92  
 Turning lathe for making stone vessels, 91, 132  
 Turntable in early pottery, 137  
 Turquoise cutter, 37, 39  
 Turquoise glaze, 139, 141, 165  
 Turquoise industry of Horasan, 38  
 Turquoise mines, 38  
 Tüs, kaolin deposits at, 146  
*Tübat* in zinc smelting, 12  
 Tullia factories, report by Marco Polo on, 12  
 Twisting press, 300  
 Two-handed saw, 79, 82  
  
 Ubaicir, palace of, 118  
 Ultramarine as glaze pigment, 163  
 Under-floor furnace, 23  
 Underglaze painting, 145, 149  
 Underground channels, 246, 249  
 Underground conduits, 252  
 Underground water supply of, 44  
 supply channels for, hoops for, 154  
 water table, 256  
 Unification of standard weights, 62  
 Upswing hammer, 54  
 Urru, 103  
 Useld timber, 75-78  
  
 Valerian, Emperor, 126  
 Valves for bellows, 51, 101  
 Varamin, Friday Mosque at, 119  
   shrine of Yahyā at, 142  
 Vase painting technique, Greek, 164  
 Vat making, 153  
 Vats, for dyeing, 193  
 for grape mashing, 153  
 for pickling bones, 93  
 for tanning, 231  
 for washing minerals, 309  
 Vault construction, 81, 105, 115  
  
 Vaulted arch, 81, 116  
 Vaulting in Parthian and Sasanian times, 105  
   technique of, 102  
 Velvek embossed, 210  
   finisher of, 209  
   loom for, 209  
   ornamented, 209  
   pile of, 209  
   weaving of, 177  
 Velvet industry in Sicily, 177  
 Veneer brickwork, 113  
 Veneer, 80, 86  
 Ventilation of mines, 15  
 Verdigris as glaze pigment, 163  
 Vertical shafts in mining, 12  
 Vertical loom, 210, 215  
 Village carpenter, 79  
 Vine dresser, 271  
 Vinegar, used in inland work, 93  
   used in steel etching, 8  
 Vitriol, used in acid distillation, 103  
   used in steel etching, 10  
 Vitruvian mill, 280, 282  
 Vitruvius, on *ganai* system, 250  
   on stockyard, 64  
  
 Ward, cobalt, 163  
 Walls, hollow built, 111  
   inside and outside, 119  
   in stone and mud bricks, 103  
 Wall tiles, 122  
 Wandering smithing tribes, 48  
 Warp, carpet, 213  
   entering, 196  
   -figured design, 175  
   main, in velvet weaving, 209  
 Warp weighted loom, 202  
 Warp weights, 173  
 Warp winder, 184, 195-197, 214  
   carpet, 215  
 Warp winding frame, 184  
 Warp winding of silk, 184  
 Warping frame, 184, 203  
 Water bath, 255  
 Water distribution, 254  
 Water jars, 153  
 Water laws, codification of, 254  
 Water lifting mill, 259  
 Water mills, 280  
 Water shares, 254  
 Was for casting of grinding wheels, 39  
 Weaving, 173-177, 195-217  
 Weeding of potter's clay, 151  
 Weeding, 271  
 Well-figured design, 175  
 Weight, diorite—of Persepolis, 61  
 Weights, metric equivalent of, 62  
 unification of standard, 62  
 Weight unit, traditional equivalent of, 62  
 Weirs, river, 246  
 Welding of damascene steel, 8  
 Well-lining rings, 153, 256

- Well-sinker's hoops, 139, 236  
 Wells, animal-operated, 256  
   man-operated, 258  
 Wells for irrigation, 246, 256  
 Wet grinding of potter's materials, 151  
 Wet-quern in glaze making, 164  
 Wheel cultivation, 241  
   Wheat sowsyge, 271  
 Wheel, potter's, 137, 154-157  
 Wheel-cut glass, 168  
 Wheel-formed pottery, 154-157  
 Wheels, transport on, 488  
 Wheelwright, 88, 89  
 White lead for glaze making, 161  
 Whiting, 360  
 Whorl spinning, 2, 185  
 Wind-catchers, 15, 166  
 Windlass, 109, 251  
 Windmills, 276, 284, 285, 286, 288  
 Window frame, 86  
 Winnowing fork, 276  
 Winnowing grain, 275  
 Winnowing shovel, 276  
 Wire, gold or silver, 41  
   hand drawn—for inlaid work, 94  
   steel, 42  
 Wire drawer, 40, 42, 43  
 Wire drawing die, 26, 43  
 Wire flattening, 43, 45  
 Wood carver, 97  
 Wooden block of blacksmith's anvil, 56  
 Wooden stock of coppersmith's anvils, 24  
 Wood rasp, 84  
 Wood turner—go  
 Woodwork, in mosques, 81  
   at Sīst and Reshpōlis, 80  
 Woodworking bench, 81  
 Woodworking crafts before Arab conquest, 81  
 Woodworking tools, locksmith's, 66  
 Wool, 177  
   bowing of, 181  
   combing of, 182, 222  
   for felting, 222  
   shearing of, 179  
   spindle for, 185  
   spinning of, 185  
 Woolz, 6, 7, 8  
 Writing set, 28  
 Wrought iron, 7, 52  
   smelted in China, 6  
 Xenophon on Persian carpets, 212  
 Ya qubī on glazed bricks, 119  
 Yazd, green marble of, 129  
   Masīd-e Jamī, 120  
 Yellow dyes, 191  
 Yellow ochre for use in goldbeating, 40  
 Yennan steel according to Alkindi, 55  
 Zabolistān, cultivation by hēc in, 261  
 Zagros mountains, timber in the, 74  
 Zāvandsh river weirs, 248  
 Zāwāloonn, 210  
 Zinc, 12, 13  
   Aort deposits of, 12  
   sulfate of, 12  
 Zlatoust iron works at, 8  
 Zoroastrian cultivators, 260  
 Zosimo describing brass-making, 12  
 Z-spin, 186



\$7.95

MIT 197 ARTS AND CRAFTS

**The Traditional Crafts of Persia**

by *Hans E. Wulff*

"An excellent and eminently useful account of Persia's craft technology as it has existed in time and survived into the modern era. Lucid and orderly, it comprehensively covers the whole range of traditional crafts, including those of agriculture and food-processing. And it is authentic. The material of this record was gathered by the then Principal of the Technical College at Shiraz during the course of many hundreds of interviews with craftsmen who shared their trade secrets and permitted photographing of the key phases of their work. The strictly descriptive record is enhanced by telling references to the historical development of each technique. It is divided into broad sections, according to material, technique, or social function, and includes a vast number of Persian technical terms, most of them recorded for the first time, interspersed throughout the text. Over 400 illustrations, an excellent bibliography, a bibliographical supplement which discusses and evaluates major relevant published works, an indexed glossary of technical terms, and a comprehensive index round out this unprecedented study." — *Choice*

"Every university, college, and technical high school library, as well as other senior high and public libraries, should own this book. Would that such books existed for every ethnic tradition on earth! They are needed to present true science as a cumulative body of knowledge." — *Science Books*

**The MIT Press**

Massachusetts Institute of Technology  
Cambridge, Massachusetts 02142