




## Growing Potatoes

Find out how potatoes grow in the field and in your bucket



Farmers plant their seed potatoes in a field in rows.






# GROW YOUR OWN POTATOES


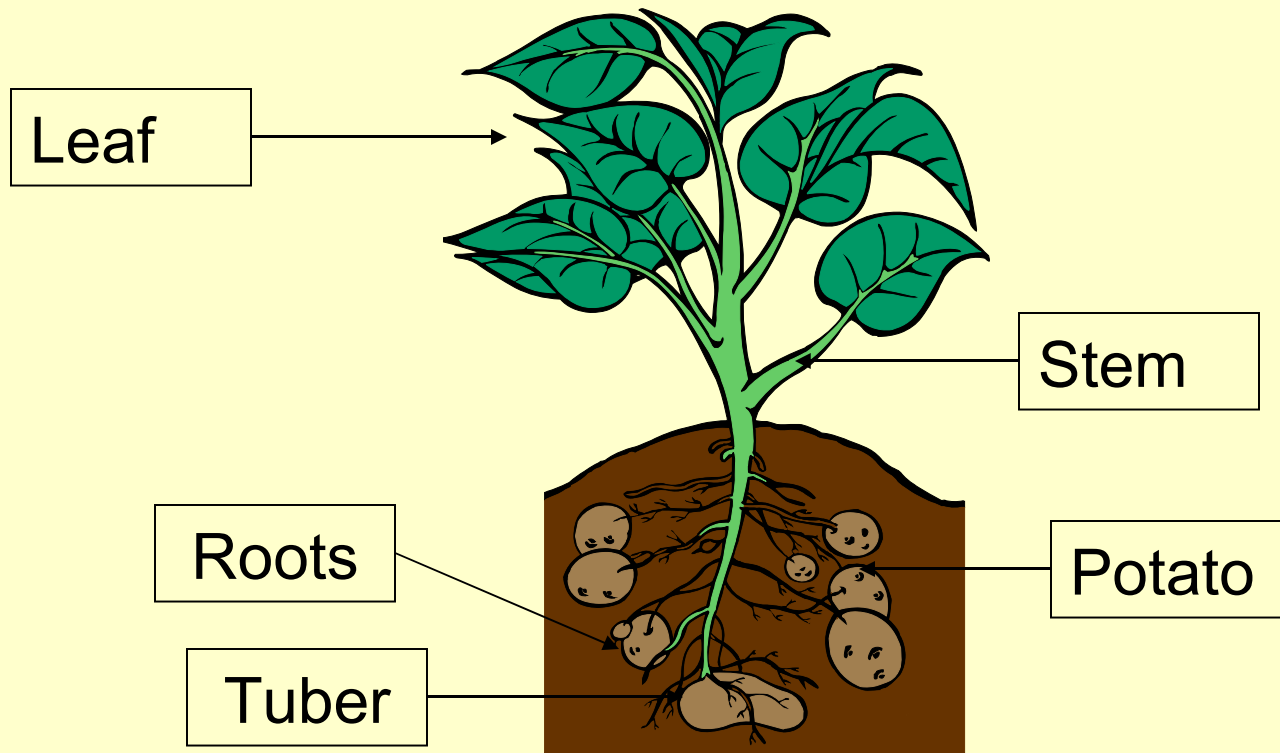
The seed potatoes then grow into plants and flower.

The potatoes form under the soil.





## Can you name the parts of the potato plant?






# GROW YOUR OWN POTATOES

When ready the potatoes are harvested using tractors, trailers and harvesters.



The potatoes are then graded – this means sorting them into different sizes.





## Where do they go next?

Some potatoes then are packed to go in to shops.



Other potatoes go to factories to be made into potato products.



## Can you name 3 products made from potatoes?



Chips



Rosti



Wedges



Hash Browns




Crisps



Roast Potatoes



Waffles








**GROW YOUR OWN POTATOES**

## Growing Your Own Potatoes


You will be growing a variety called  
**ROCKET.**



Which is a **NEW POTATO.**



Before planting your seed potatoes they need to “chit” or sprout.






# GROW YOUR OWN POTATOES



You need to plant your potatoes in a bucket with a width of less than 50cm.

Make sure there is a hole in the bottom of your bucket so the water can drain. AN ADULT NEEDS TO DO THIS.






Roots will form under the soil and the seed potato will begin to sprout.



## Then potatoes will form and grow under the soil.

Looking under the ground




Above the  
ground





# GROW YOUR OWN POTATOES

When ready turn out your bucket to see your crop.





## What does you potato plant need to grow?


Water



Air



Light




Soil





# GROW YOUR OWN POTATOES

Enjoy growing your own potatoes!  
And Good Luck.



[www.potatoesforschools.org.uk](http://www.potatoesforschools.org.uk)