

ALL Power Labs: Tools for Power Hacking



[Gasification Home:](#)

[The Basics](#)

[The Science of Biomass Gasification](#)

[Gasifier Types](#)

[How to Build a Gasifier](#)
Gasifier Experimenters Kit (GEK)

[Quadrafire \(4 in 1\)](#)

[Gas-can-o-fire](#)

[Cigifier](#)

[GMC truck](#)

[overview](#) - [gallery](#) - [reactor options](#) - [manufacturing](#) - [FAQ](#) - [test reports](#) - [downloads](#) - [purchase](#)

The Gasifier Experimenters Kit (aka: the Lego gasifier)

The Gasifier Experimenters Kit (GEK) offers beginners through experts an easy way build, compare and customize a wide variety of gasifier reactor types and configurations. Whether you're a DIY enthusiast or a university researcher, the GEK will get you over the starting hurdles of biomass gasification, and on to the more rewarding work of refining specific architectures, testing fuels, and making power.

Other Designs Online

Gasifier System Components

Technical Resources

[Gasification Workshop \(June, 08\)](#)

The GEK kit is designed in a modular fashion which allows for easy switching between common reactor types and operating regimes. Each "reactor type" is a separate assembly that bolts into a common "gas cowling and ash handling" base. [See here for the full list of planned GEK reactors](#). Within each reactor type, relevant variables are easily adjusted and sub-assemblies are simply replaced via standardized "bolt to" flanges.

The result is a Lego system of gasification- a motivated and flexible building system enabling you to run, compare and share results over a wide range of architectures and commonly discussed --but rarely implemented-- "expert configurations".

Getting Started in Downdraft Gasification

The default reactor offered for the GEK system is a nozzle and constriction (Imbert type) downdraft reactor. An Imbert downdraft is the usual starting point for generating low tar wood gas to power internal combustion engines. The GEK version combines all common [Imbert type variations](#) into a single configurable reactor, with easy adjustability of all critical dimensions. Here's what it can do:

- variable combustion / reduction zone size and shape (tube, bell, inverted V, hourglass)
- variable air nozzle position and size
- air preheating (or lack there of)
- active tar recycling into incoming air
- variable air injection architecture ([air from top, bottom, or side annular ring](#))
- "monorator" type condensing hopper
- rotary grates/stirrer additions

The GEK Imbert reactor is delivered with a default configuration known to produce clean syngas when operated by a knowledgeable enthusiast. This default

configuration will run 5-20hp engines. Other GEK configurations will support up to 50hp engines. (typical disclaimers apply, given the variability of fuels and human operators)

- [Pictures of fully assembled GEK with downdraft reactor](#)
- [GEK reactor dimensions, general gasifier sizing charts, and other resources](#)

Performance

To be clear, the GEK is not a turnkey wood gasification unit. It does not guarantee 24/7 hands free operation right out of the box. Such is usually a dubious claim anyways, given the fuel sensitivity and use variability of all small-scale gasifiers. What the GEK *does* promise is a highly motivated building and configuration system, enabling you to build, run and test all the best ideas in small scale biomass gasification. In the hands of a knowledgeable operator, the GEK will produce excellent results. And once you do achieve your performance goals, the [GEK manufacturing scenario](#) gives you an easy way to set up formal manufacturing of your solution in your local area.

GEK Community

The expertise to support the GEK is the responsibility and opportunity of its community of users. We encourage the growth of specific set up suggestions, use reports, and quantitative data via the project wiki and general community collaboration. A basic instrumentation set comes with the full GEK kit, so you will be able to share quantitative data with others- maybe even help advance the general state of gasification.

The GEK design particulars and manufacturing technique are open source and well documented (see the [downloads page](#) for details). You are welcome to use this common



base "operating system" to build new "applications", "widges" or other customizations- whether open source or proprietary. Or to put it in gearhead terms, the GEK is the proposed "small block chevy" of gasification. It is now your job to build the better cams, carbs, cranks, and manifolds to make it go faster. . .

We invite you to join the GEK community of collaborative science and open source engineering.

Questions? Contact: gek_at_allpowerlabs_dot_org













ALL Power Labs: Tools for Power Hacking



[Gasification Home:](#)

[The Basics](#)

[The Science of Biomass Gasification](#)

[Gasifier Types](#)

[How to Build a Gasifier](#)

[Gasifier Experimenters Kit](#)

[\(GEK\)](#)

[Quadrafire \(4 in 1\)](#)

[Gas-can-o-fire](#)

[Cigifier](#)

[GMC truck](#)

[forward to Gasifier Experimenters Kit](#)

Gasification

Gasification is the use of heat to transform solid biomass, or other carbonaceous solids, into a synthetic "natural gas like" flammable fuel. There are a wide variety of processes which fall under this general term- but all share the characteristic of transforming solid hydrocarbon material into simple hydrocarbon gases. The resulting gaseous fuel is usually called: "syngas", "woodgas", "producer gas", "generator gas" or "suction gas".

Through gasification, we can convert nearly any solid waste biomass into a clean burning, carbon neutral,

Other Designs Online

Gasifier System Components

Technical Resources

[Gasification Workshop \(June, 08\)](#)

gaseous fuel. Whether starting with wood chips or coffee grounds, municipal trash or agricultural waste, the end product is a flexible gaseous fuel you can burn in your internal combustion engine, cooking stove, heating furnace and/or flamethrower. Upmigration to liquid fuels is also possible with some additional effort and common catalysts.

Sound impossible?

Well, over one million vehicles in Europe ran onboard gasifiers during WWII to make fuel from wood and charcoal, as gasoline and diesel were rationed and/or unavailable. Long before there was biodiesel and ethanol, we actually succeeded in a large-scale, alternative fuels redeployment-- and one which curiously used only cellulosic biomass, not the oil and sugar based biofuel sources which famously compete with food.

This redeployment was made possible by the gasification of waste biomass, using simple gasifiers about as complex as a traditional wood stove. These small-scale gasifiers are easily reproduced (and improved) today by DIY enthusiasts using simple hammer and wrench technology. The same principles are applied at much larger scale and complexity to recover a wide variety of municipal, agricultural, construction, forestry and industrial waste to energy, soil amendments and other useful end products.

ALL Power Labs now offers the [Gasifier Experimenters Kit \(GEK\)](#) to help you get starts in the biomass thermal conversion arts and sciences.

Questions? Contact: gek_at_allpowerlabs_dot_org





The Quadrafire Gasifier:

A learning gasifier rig of updraft, downdraft, crossdraft, and fluidized bed on a single frame.

Jim Mason.

Jan/Feb 2007

Sept, 08. See updated gasifier at: [Gasifier Experimenters Kit \(GEK\)](#)

Recently I tired of my ever growing notebook of complex gasifier designs, all unbuilt, and decided to just get started building some simple and quick ones. It seemed far more would be learned by building multiple ones in quick iteration, using readily obtainable obtainium, than trying to straight out build the imagined "perfect" one. The process turned out to be vastly more educational than I ever imagined.

I decided to build one of each of the 4 main types of gaifiers (updraft, downdraft, cross-draft and fluidized bed) on the same frame and at the same size, allowing for easy comparisons between types. (ok, maybe I will eventually need a TLUD and a cyclonic one too, but for now, a 4 in 1 covers my main interests.)

To make it interesting (and fast and cheap), I decided that I could only build with junk i had lying around the shop, and a few home depot parts. Purposely

quick and crude and without any specialized parts. While learning, I was also curious to see how absolutely simple and hammer and wrench fab tech these can be made with. Expensive McMasterCarr orders and complicated heat recycling and embedded processor temp and mixture sensing/control will come later.

The result is the "Quadrafier Gasifier "

V1.0: Updraft



[all updraft pictures are temporarily here](#)

On New Year's Eve 06/07, several friends and I built our first gasifier using an old 2x tank air compressor set. I was a bit stunned how easy it is to build and get basic gas, as well as how flexible it was on fuels (which I later learned was only the case with updraft designs). Of course this was tarry and wet gas, but it burned clean as nat gas on your stove. even running coal. clean coal is not a myth . . . ;-)

The pictures at the link above show a short chemistry lesson on what is happening to educate the locals. welding and plumbing. then coffee drying on the wood stove, then filing the coffee grounds into the unit. set up of unit in yard. various lighting attempts, with success after awhile. then some poofs on a combined fuel of coffee and wood. then the hot tub and champagne reward afterwards. (we were trying for midnight new years eve, but didn't actually get it fired until 1am.)

We ran it on sawdust, cubed wood, coffee grounds and coal dust. all worked fine, but the coffee grounds were very difficult to get to light. though once lit, they burned fine. it should really run on any biomass that is reasonably dry and dense.

The tank we used is 6" in diameter and about two feet long. I put an angle fill pipe about 2/3 of the way up. the gas outlet is an existing 1/2" pipe fitting in the tank. The distance difference between fill point and gas outlet was to encourage dust settling, and used a gravity loop for the air in at the bottom.

As i have been long confused about the grates, and didn't have anything to use that was fine enough or heat resistant enough, i decided that a pipe protruding to the center of the tank in the base, and then curved upward outside the tank, would allow air in and not allow fuel out. my other main reason for this was that i wanted to be able to run dusts, like coal dust and coffee grounds, which seemed like a difficult proposition for grates. so gravity was engaged, and gravity proved to work rather well.

V2.0: Open Hopper Stratified Downdraft



[all stratified downdraft pictures are temporarily here](#)

The stratified downdraft was built from the same 2x air compressor tank as used for the first updraft. as for fuel, we ran: pellet wood, sawdust, coffee grounds, coal dust, coal chunks, pizza crusts, pistachio nut shells and cardboard. the pellets ran well, as did chunk coal, but the granular and loose paper fuels packed up more than in the updraft. makes sense, as in an updraft,

the draft is working against gravity. but not yet a fluidized bed.

tar seemed modest, but it was difficult to really tell, as much time was spent starting and stopping and getting fuels packed in it, during which the cool running would produce tar. but once hot, things seemed ok, though i don't have a tar testing rig set up.

we piped the gas into a 5kw genset, a typical 10hp briggs and stratten generac type. using a ball valve and some pipes, we made a wood gas "carburetor", retaining the original carburetor butterfly as the throttle. then we started the engine on gasoline. turned the gasoline off, fiddled with the air/woodgas mixture, and it continued to run just fine. we were all a bit stunned. soon we were making sparks with the power out of the generator.

V3.0: Crossdraft Gas-Can-i-Fier

The crossdraft unit was built from a 5 gal jerry type metal gas can. the existing fuel bung was piped with 2" black pipe for the gas exit, using some stainless steel mesh for the grate. The air inlet is movable so the distance between air inlet and grate can be varied for different load conditions. plumbing reducer couplings on the end of the air inlet allow for easy changing of air inlet volumes.

I did not allow myself to use the welder for this version. The only power tool used in the making was a drill and an angle grinder with a cut off wheel to make the fuel loading hopper. The fuel hopper doesn't even have a hinge other than bending the metal back to fill it. It doesn't get much easier than this. Build time: 4 hours.

We are running wood pellets in the pictures below. The first run melted the sealtite electrical flex conduit i was testing, so i went back to the flexible exhaust pipe and aluminum tape.

The sealed hopper proved to be much more sensitive to fuel moisture than either the open hopper stratified downdraft, or the updraft. On the first real run, it started strong, but was quickly overwhelmed by steam from the drying fuel inside the gasifier. Seeing the increased sensitivity to fuel moisture with the sealed hopper design was rather interesting. The argument for an open hopper or monorator type design clear.



The gasifier in your shirt pocket (aka: the cigarette)

Packing cigarettes into a 1.5" black pipe "gasifier". 120 cigarettes (six packs). Aluminum foil is a poor attempt at insulation.



Cigifier cart and lighting the flare



Cigifier running a 10hp, 5kw generac generator (but not for very long), before ungasified cigarettes attempt immaculate passage through engine (unsuccessfully).



Sept, 08. See our current gasifier at: [Gasifier Experimenters Kit \(GEK\)](#)



Sept, 08. See updated gasifier at: [Gasifier Experimenters Kit \(GEK\)](#)

[Home](#)

Woodgas Pickup Truck

The Basics

How it works

History (and Future)

Biomass as Solar

Energy

Pathways of

Biomass

Conversion

[The Mechabolic](#)

[Hypothesis](#)

The Science of Gasification

Four Core

For the first "Power Exchange" workshop in March 07, our project was to convert a 1975 GMC pickup truck to woodgas operation. And do as such in one weekend. We didn't quite make the "one weekend" goal, but at some point the following week we did find ourselves with a working gasifier unit, driving around West Oakland and Berkeley, on nothing but wood pellets and grins.

The weekend workshop started Friday night with a not-so-short lecture, by me, on the technology, history and future opportunities of gasification. I smoked cigarettes (a readymade gasifier), heated steel pipes full of coffee grounds to make pyrolysis gas, and ran my little demo [Quadrafier](#) into a typical Home Depot 5kw generator. Saturday and Sunday was building, noon to nine each day, with about 15 people total. The names of all participants are at the bottom of this page.

Processes
How a Match Burns
Product Gas/Char
Variability
Biomass Fuel
Variability
Terra Preta

I purposely did not preacquire any materials for the workshop, or even really settle on any particular design or sizing before the weekend. I was interested in what we could do starting with nothing. Well, nothing on top of full fab and machine shop with lots of junk lying around, and a year plus of reading about everything "gasifier". So not really "nothing", but nothing purchased directly in preparation to do this. We tried to use only things readily available in most junkyards.

Gasifier Types

4 Problems, 1000
Solutions
Updraft
Downdraft
Crossdraft
Fluidized Bed
Top Lit Updraft
(TLUD)
Entrained Flow
Kalle
Mason

The finished rig is admittedly a bit of a carnival of gasification. No attempt was made to have it small, tight and discrete. On the contrary, the goal was to have all the systems exposed and exploded for easy teaching and demonstration. It is likely a beauty that only a gasification geek can appreciate. And maybe John Rinaldi too (aka: Chicken), the truck's current owner..

Pictures of the "finished" truck are below.



Demos and Experiments

[Quadrafire \(4 in 1\)](#)
[Gas-can-o-fire](#)
[Cigifier](#)
Toilet
[GMC truck](#)



How to Build a Gasifier

One Minute
Designs
One Hour Designs
One Day Designs
One Weekend
Designs
Design Your Own
Sizing Calculator
Other Designs



Online

**Full Gasifier
Systems**

What is Needed
Particulate Filtering
Coolers/Radiators
Carburetors
Plumbing
Engine
Modifications
Fuel Pre-processing



**Technical
Resources**

Gas Charts
Flow and Sizing
Tables
Common
Conversions
Sizing Calculator
Test Equipment
etc
etc
Links



Pictures of the construction process are at the following links.

[Les Young pictures](#)

[Phil Glau pictures](#)

[Jessica Hobbs pictures](#) (first firing attempt)

Participants in Workshop and Fabrication

Jim Mason, Jessica Hobbs, Chicken John, Phil Glau, Alec Plauche, Les Young, Bruce Arneson, Steve Nelson, Roger Carr, Eric L. Forsman, Kiko Almund, Dov Jelen, Caroline Miller, Chris Schardt, Patrick Buckley, Dann Davis, Darrel Licks,

Notes on Construction

We decided to start with the most simple type of downdraft gasifier: the stratified downdraft, based on the Reed/LaFontaine design in the FEMA, [Building a Simplified Downdraft Gasifier](#) book.

Our main variation on standard construction was to make the firetube easily replaceable. In fact, in the end our "gasifier" tank is really only a gas cowling and ash catcher. Firetubes or any other gasifier hearth center design can easily slide into the center and bolt down. This easy change out of the critical hearth/firetube section makes experimentation much easier, as well as adjustment of the gasifier size to match gas flow needs. Running all the "tubes within tubes" at the same time, down to the desired smallest one for fire, also creates excellent insulation of the operating firetube. We can restart the gasifier without a match after a full night of rest. The heat retention is exceptionally good with essentially a three or four wall tank.

Here's what we used in construction.

- a 25 gal propane tank, 14" in diameter, is the starting fire tube, with a 50 gal vehicular propane tank making the external gas cowling.
- inside this cowling, we can insert 12, 10, and 8 inch firetubes at the moment. more variations to come soon.
- the cyclone is made from a 8" diameter welding bottle with hvac reducers press fit inside to establish the needed taper.
- the radiator is 4" square tubing for tanks, with 3/4" emt conduit as the tubes, with the galvanizing removed in acid before welding.
- the dry filter is a shop vac filter in a 5 gal bucket
- the carburetor is a pipe T at the stock air cleaner inlet, with a butterfly valve on the air side. the butterfly in the stock carburetor is the throttle, as usual. gas is shut off to the carburetor to change over to woodgas. both woodgas and air pass through the stock air filter.
- plumbing is shop vac hose after the radiator. before the radiator is all steel drain piping, hard welded.

more details coming soon.

ALL Power Labs: Tools for Power Hacking



[Gasification Home:](#)

The Basics

The Science of Gasification

Gasifier Types

How to Build a Gasifier

Gasifier Experimenters Kit (GEK)

[Quadrafire \(4 in 1\)](#)

[Gas-can-o-fire](#)

[Cigifier](#)

[GMC truck](#)

Other Designs Online

Gasifier System Components

Technical Resources

[Gasification Workshop \(June, 08\)](#)

[overview](#) - [gallery](#) - [reactor options](#) - [manufacturing](#) - [FAQ](#) -
[test reports](#) - [downloads](#) - [purchase](#)

GEK: *Gallery of GEK Versions*

GEK V1.0 - V1.1: July/August, 2008


Full kit: Downdraft reactor, gas cowling, hopper, cyclone, filter, vac/blower, burner, plumbing, instrumentation





Air preheating / syngas cooling stainless steel heat exchanger





Plumbing and Instrumentation



High vac centrifugal blower





Rotary ash grate, gas cowling and swirl burner



GEK kit at various levels of part count, welded state, and assembly/disassembly





GEK V0.9: June 18, 2008

Full GEK kit assembled, including temp and vac instrumentation



Newly combined cyclone and packed bed filter



Stainless steel air preheating tubes after running



GEK V0.8: May, 2008

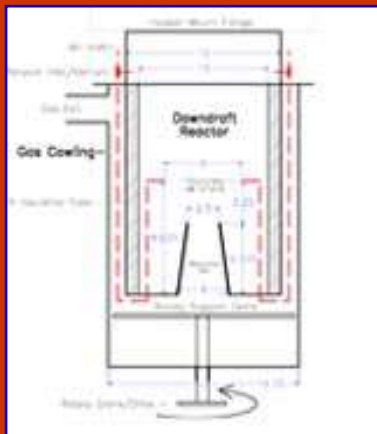




GEK V0.7: March, 2008

External Gallery: <http://theshipyard.org/gek/index.html>

ALL Power Labs: Tools for Power Hacking



[Gasification Home:](#)

The Basics

The Science of Gasification

Gasifier Types

How to Build a Gasifier

Gasifier Experimenters Kit (GEK)

[Quadrafire \(4 in 1\)](#)

[Gas-can-o-fire](#)

[Cigifier](#)

[GMC wood gas truck](#)

Other Designs Online

Gasifier System Components

Technical Resources

[Gasification Workshop \(June, 08\)](#)

[overview](#) - [gallery](#) - [reactor options](#) - [manufacturing](#) - [FAQ](#) - [test reports](#) - [downloads](#) - [purchase](#)

GEK: *Reactor Options*

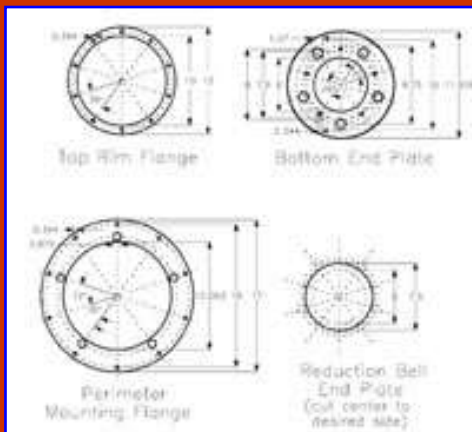

Below is the full list of planned separate bolt-in reactors for the GEK system. We are starting with the nozzle and constriction (Imbert) downdraft type, as this is the usual desired starting point. Later in 2008 we plan to introduce a reactor to support common open core / stratified downdraft and multi-point air injection types, then followed by another reactor to support common pyrolysis designs for controlled biochar production. Later in this process we will introduce more complex reactors like fluidized beds and cyclonic types. Later still, maybe it will be you who offers the microwave or plasma arc bolt in reactor for the GEK . . .

List of planned GEK reactors

1. Downdraft (nozzle and constriction / "Imbert")
[pictures in gallery](#)
2. Downdraft (open core / stratified downdraft, multi-point air injection)
3. Pyrolyser (direct and retort, batch and continuous rotary/auger)
4. Updraft and TLUD (top lit updraft / inverted stratified downdraft)
5. Crossdraft and Kalle
6. Fluidized Bed (bubbling and circulating)
7. Cyclonic/Vortex/Swirl



ALL Power Labs: Tools for Power Hacking



[Gasification Home:](#)

The Basics

The Science of Gasification

Gasifier Types

How to Build a Gasifier

Gasifier Experimenters Kit (GEK)

[Quadrafire \(4 in 1\)](#)

[Gas-can-o-fire](#)

[Cigifier](#)

[GMC wood gas truck](#)

Other Designs Online

Gasifier System Components

Technical Resources


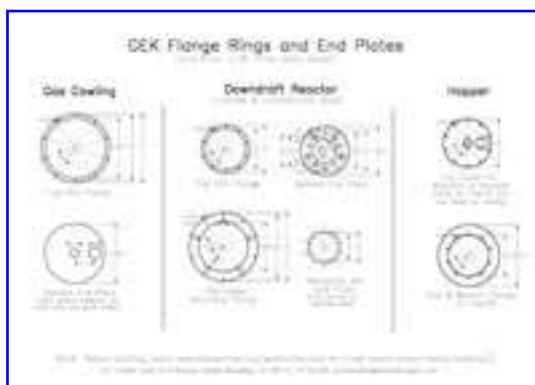
[Gasification Workshop \(June, 08\)](#)

[overview](#) - [gallery](#) - [reactor options](#) -
[manufacturing](#) - [FAQ](#) - [test reports](#) -
[downloads](#) - [purchase](#)

Gasifier Experimenters Kit: *Manufacturing Strategy*

The GEK is easily manufactured at small or large scale using standard sheet steel. No dimensioned metal or other specialized shapes are required.

The sheet steel is cut into three basic part types: vessel tubes, flange rings, and end plates. Here are the CAD drawings for all parts to form the hopper, gas cowling, downdraft reactor (nozzle and constriction type) cyclone and swirl burner:



The resulting parts are pictured below. (left to right: hopper, gas cowling, downdraft reactor and insulation tube, cyclone, and swirl burner)




[more pictures](#)


The full set of vessel tubes is cut from one sheet of 4' x 8' mild steel (1/16" thick). A typical three wheel manual roller forms the flat parts into cylinders. All the flanges and end plates are cut from one third of a 4' x 8' sheet mild steel (1/8" thick).

Below is the layout pattern for the 1/16" and 1/8" sheets. Note the nesting of "rings within rings" for the flange rings and end plates. The width of a plasma cut is about equal to the 1/16" vessel tube thickness. Therefore the offset between the outer and inner cut parts corresponds nicely with the outer and inner diameter of the related vessel tube. This layout method minimizes wasted material and cut time, while insuring a perfect "on dimension" fit. The flange rings and end plates also second as the the "jig" to final form the tubes


to true round before welding the tube seams



The ALL Power Labs shop cuts these part with a CNC plasma table that achieves 0.05" accuracy to the CAD drawings. The parts can also be cut by hand with a handheld plasma torch and a homemade protractor to guide the torch around the circles. For larger production runs, the pieces could be punched, likely also with a reduction in metal thickness. We are using metal that is thicker than necessary as it easier for the end user to weld and modify.



To simplify shipping, the kit is designed so vessel tubes nest inside each other like a "Russian Doll". Flange rings and end plates similarly bunch into a thin pancake. Total package dimension: 24" x 17". The weight is below 150lbs, so it can ship UPS ground, avoiding the hassles of freight shipment. The tube pieces can also be left unrolled and the entire kit shipped as a flat package.



Here are [pictures of a fully assembled GEK unit](#) built from scrap tanks and manufactured plates.

All GEK parts and assemblies are built on location at the ALL Power Labs shop in Berkeley, CA, USA.

ALL Power Labs: Tools for Power Hacking



[Gasification Home:](#)

The Basics

**The Science of Biomass
Gasification**

Gasifier Types

How to Build a Gasifier

Gasifier Experimenters Kit (GEK)

[Quadrafire \(4 in 1\)](#)

[Gas-can-o-fire](#)

[Cigifier](#)

[GMC wood gas truck](#)

Other Designs Online

[overview](#) - [gallery](#) - [reactor options](#) -
[manufacturing](#) - **FAQ** - [test reports](#) - [downloads](#) -
[purchase](#)

GEK: *Frequently Asked Questions*

sorry, still in progress . . .

Gasifier System Components

Technical Resources

[Gasification Workshop \(June, 08\)](#)

ALL Power Labs: Tools for Power Hacking



[Gasification Home:](#)

The Basics

The Science of Gasification

Gasifier Types

How to Build a Gasifier

Gasifier Experimenters Kit (GEK)

[Quadrafire \(4 in 1\)](#)

[Gas-can-o-fire](#)

[Cigifier](#)

[GMC truck](#)

Other Designs Online

[overview](#) - [gallery](#) - [reactor options](#) -
[manufacturing](#) - [FAQ](#) - [test reports](#) -
[downloads](#) - [purchase](#)

GEK Report Index

Gasifier System Components

Technical Resources

[Gasification Workshop \(June, 08\)](#)



[GEK Report #1:
Air Preheating Tubes: Zero Tar Gas](#)




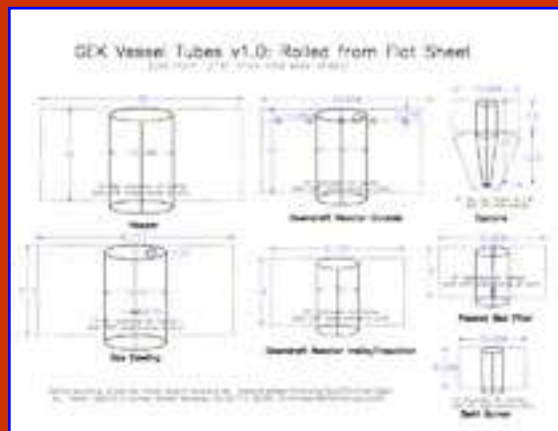
[GEK Report #2:
Soot Deposition on Air Preheating
Tubes](#)



[GEK Report
#3: Temperature Profile Data for
Air Preheating /Syngas Cooling](#)



ALL Power Labs: Tools for Power Hacking



[Gasification Home:](#)

[The Basics](#)

[The Science of Biomass Gasification](#)

[Gasifier Types](#)

[How to Build a Gasifier](#)

[Gasifier Experimenters Kit \(GEK\)](#)

[Quadrafire \(4 in 1\)](#)

[Gas-can-o-fire](#)

[Cigifier](#)

[GMC wood gas truck](#)

[Other Designs Online](#)

[overview](#) - [gallery](#) - [reactor options](#) -
[manufacturing](#) - [FAQ](#) - [test reports](#) -
[downloads](#) - [purchase](#)

GEK: *Downloads*

Here are the various dimension, documentation and instruction files for building the GEK. The files are version controlled so make sure you are working with the most recent version. G-code files and/or tool path corrected .dxf files for CNC plasma cutting are also available on request.

In addition to the sheetmetal parts described in the CAD drawings, you will also need the following [plumbing and auxillary parts](#) to assemble the unit.

Gasifier System Components

Technical Resources

[Gasification Workshop \(June, 08\)](#)


Sizing info for downdrafts and other configuration info is on the [resources page](#)

All the below material is open source and actively supported by ALL Power Labs. You are welcome to use it for any personal or non-commercial fabrication. We request you acknowledge the source and similarly post documentation for updates and/or new additions you come up with for the GEK.

Using these materials for commercial manufacturing requires a licensing agreement with ALL Power Labs. The licensing fee is a simple 10% on retail sales. If you are going in this direction, please contact Jim Mason at "gek_(at)_allpowerlabs_(dot)_org for more details.


(Note: The formal building instructions are still in progress. In the interim, look at the pictures in the [gallery](#) to understand how the pieces in the drawings below fit together. It is really very simple- just flange rings and end plates welded on vessel tubes. All vessels are made with the same method.)

V1.0 CAD Files



All Flange Rings and End Plates:

[.jpg](#), [.pdf](#), [.dxf](#)




All Vessel Tubes: [.jpg](#), [.pdf](#), [.dxf](#)


Individual Component Drawings



Hopper: [.jpg](#),
[.pdf](#), [.dxf](#)



Gas Cowling: [.jpg](#),
[.pdf](#), [.dxf](#)




Downdraft

Reactor: [.jpg](#), [.pdf](#), [.dxf](#)

[Downdraft Reactor Sizing Charts](#)




Cyclone: [.jpg](#), [.pdf](#),
[.dxf](#)



Packed Bed Filter :

[.jpg](#), [.pdf](#), [.dxf](#)



Vac/Blower: [.jpg](#),


[.pdf](#), [.dxf](#)



Swirl Burner : [.jpg](#),

[.pdf](#), [.dxf](#)

ALL Power Labs: Tools for Power Hacking



[Gasification Home:](#)

The Basics

The Science of Biomass Gasification

Gasifier Types

How to Build a Gasifier

Gasifier Experimenters Kit (GEK)

[Quadrafire \(4 in 1\)](#)

[Gas-can-o-fire](#)

[Cigifier](#)

[GMC woodgas truck](#)

Other Designs Online

Gasifier System Components

Technical Resources

[Gasification Workshop \(June, 08\)](#)

[overview](#) - [gallery](#) - [reactor options](#) - [manufacturing](#) - [FAQ](#) - [test reports](#) - [downloads](#) - [purchase](#)

GEK: *Purchase Options* (Note: as of September 2008, we're now delivering the GEK v2.0)

ALL Power Labs offers the GEK kit at a variety of part counts and states of assembly. From "You build it from scratch" to "We deliver it complete"; you decide the relative amount of "effort vs cost" you want to invest towards your finished unit.

All GEK kits include relevant parts for a full gasifier system-- not just the raw gas making reactor. Most builders quickly learn that a wood gas unit is as much as filtering, cooling, vac/blower, burner and fuel feed system, as it is the core gas making reactor. Do not underestimate the challenges of these other upstream and downstream components. The GEK kit is honest about the full range of challenges, and doesn't leave you to discover these realities later on your own. Every GEK kit addresses the following components:

- fuel hopper
- reactor
- gas/ash cowling
- cyclone
- packed bed filter
- vac/blower
- burner

What varies between different kit "levels" is how many parts we include (i.e. how many we leave you to buy/source), and how much fabrication we contribute towards the final integrated unit. The end GEK is the same whichever route you choose to realize it. Thus all GEKs are comparable and solutions shareable between different users.

Kit Levels and Cost	Parts Included

**Level I: \$350
Scrap Tank Kit****Flanges and End Plates. No vessel tubes** (*You provide scrap tanks*)

You can build your GEK for minimum money (and maximum effort) from scrap tanks and the above flange and end plate kit. GEK vessel dimensions are based on common propane and air tanks found in North America, so the same flanges and end plates will work for an "obtainium" build as our purpose manufactured vessel tubes described in Level II-IV.

For the "build it from junk" route, you will need scrap tanks of 10", 12" and 14.75" diameters. 10" is typical for hand held air transfer tanks and some truck pony tanks. 12" is typical for 5 and 10 gal propane tanks. 14.75" is typical for a 100lb/25gal propane tank. (Warning: There's a surprising amount dimensional variation on "standardized tanks" between different tank manufacturers. This can complicate the fit of flanges and end plates to the scrap tanks.)

You fight the grease, rusted in valves, and smelly impregnated gas, then cut the tanks apart (taking care to avoid unwanted internal combustion), and weld on the above flanges and end plates. You will still have to improvise for the cyclone, filter, blower, burner and hopper.

Full dimensions and instructions are findable on the [download page here](#).

**Level II: \$695
All Sheetmetal****All the above + Vessel Tubes**

We encourage you to resist the temptations of the "build it from junk" route, and at least start with a full CNC plasma cut sheetmetal vessel kit. The full sheetmetal kit greatly simplifies the building process, while increasing the accuracy and impress of the finished product. The Level II kit gives you all the tubes, flanges and end plates you need to build all component vessels --clean, accurate and ready-to-weld together-- delivered right to your door.

You will still have to source all the plumbing parts, gaskets, motor, fasteners, instruments, etc to build it. The [list of additional needed parts](#) is here. Sourcing these remaining parts will likely cost you more in money and certainly more time in hassle than just getting it all together as a Level III or IV kit. But some like to do it the hard way, thus we continue to offer the Level I and II kits. For everyone else, we encourage you to choose the Level III or Level IV kit below.

Level III: \$1395
All Parts, no welding



All above + plumbing, hoses, blower/vac, instrumentation, and other details.

This is the "Everything down to the last nut and bolt" kit. Well, everything that is, except welding and painting (which is the Level IV kit). The Level III kit includes many accessory parts past the obvious plumbing needs. See list below. We also include good temperature and pressure instruments so you can explore what is happening in your GEK, and share the knowledge with others.

Plumbing and Accessories:

- plumbing to make air inlets and nozzles
- stainless steel air preheating / gas cooling tubes. 6' long.
- ash handling mechanical parts
- gas cowling legs
- output gas plumbing
- cyclone and filter plumbing
- centrifugal vac/blower and motor
- 10' soft hose to burner
- burner nozzle and plumbing
- hose clamps
- filter packing
- gasket material
- pipe tape
- nuts and bolts
- etc etc.


Instrumentation:

- two channel digital thermocouple reader (type K)
- two type K soft thermocouples, each 40" long
- one type K hard probe of 24" length, with handle (good Omega instrument)
- low pressure inches of H₂O vacuum gauge.

See here for the [fabrication instructions](#).

**Level IV:
Everything Complete,
Not Painted: \$1995**

**Everything Complete
and Painted: \$2145**



Complete unit. All welding and metal fab completed. Minor Assembly Required.



Can't weld? Then maybe the "All parts, we weld, you assemble" option is what you need. This means we weld all vessel tubes, flanges and endplates, as well as weld plumbing and fixture fittings into appropriate locations. You receive an expert and accurate fabrication of all component units. You complete the final assembly details. The Level IV kit includes the same "Everything down to the last nut and bolt" parts set as the Level III kit.

Assembly is simple, requiring only basic wrench turning and painting (if you choose the no paint option). About the same difficulty as an IKEA bookcase or Christmas morning toy assembly.

[Assembly and First Firing instructions](#) are here. If you get confused, you can call Jim Mason with questions.



Individual Components and Parts

<p>Fan Kit:</p> <p><i>Raw sheetmetal pieces, no motor, \$49</i></p> <p><i>Raw sheetmetal pieces, motor included, \$79</i></p> <p><i>Welded sheetmetal, no motor, \$99</i></p> <p><i>Welded sheetmetal, motor included, \$129</i></p>	 <p>The vac/blower is a long-standing difficulty for the DIY gasifier builder. There is no good equivalent from other industries that shows up as obtainium. Thus we built one and now offer the same to you in a variety of states of assembly.</p> <p>This vac/blower kit is a proper high rpm centrifugal fan that will generate the needed 5-10 inches of h20 vacuum (a typical squirrel cage will only generate 1" of h20 vac). All metal construction will take the heat. No more melting shop vacs and/or mom's hairdryer. The motor shaft is well protected and sealed to avoid tar fouling.</p> <p>The intake is 3" in diamter. The output is a 2" sch 40 pipe nipple, threaded. The rotor is 7.5" in diameter, with a 5/16" shaft collar to accept the motor. The internals are configured so that gas can pass through the fan housing without constriction when the fan is not running. Thus you can put it inline with your gas piping and avoid the separate valved branch circuit. See more detailed pictures in the gallery.</p> <p>The optional motor is a 12vdc three speed motor (2800, 4000 and 7500rpm).</p>
<p>Cyclone Kit:</p> <p><i>Rolled sheetmetal pieces, no welding, \$79</i></p> <p><i>Welded and painted, \$149</i></p>	 <p>This is the standard 5" diameter cyclone from the GEK kit. It comes with a 2" box flange attachment at the inlet, and a 2" threaded NPT nipple for the outlet. A glass Mason jar and adapter is included for the particulate/condensate/tar catch.</p> <p>(Note: picture has 2" NPT nipple with union at the inlet. This method was replaced at v2.0 with a square sheetmetal tube and flange plate. No picture yet.)</p>

Payment

Orders can be placed using the "buy now" buttons above, or via check to:

ALL Power Labs
 1010 Murray Street
 Berkeley, CA 94710

All prices are freight on board, Berkeley, CA, 94710. California sales tax of 8.75% applies to all domestic US orders.

Questions? Contact: gek_at_allpowerlabs_dot_org

Shipping

Domestic shipping is charged at real UPS ground rates, to the best approximation we can manage. For international shipping, write us before ordering so we can figure out a specific method and quote. GEK units can also be picked up at the shop in Berkeley, California.

All sheetmetal vessel tubes "Russian Doll" for ease of shipping. Level III and Level IV kits are shipped in two boxes to stay below the UPS 150lb weight limit.



The weight for each kit level is approximately as follows:

Level I: 50 lbs
Level II: 100lbs
Level III: 170lbs
Level IV: 180lbs

ALL Power Labs: Tools for Power Hacking



[Gasification Home:](#)

The Basics

The Science of Gasification

Gasifier Types

How to Build a Gasifier

Gasifier Experimenters Kit (GEK)

[Quadrafire \(4 in 1\)](#)

[Gas-can-o-fire](#)

[Cigifier](#)

[GMC truck](#)

Other Designs Online

Gasifier System Components

[overview](#) - [gallery](#) - [reactor options](#) -
[manufacturing](#) - [FAQ](#) - [test reports](#) - [downloads](#) -
[purchase](#)

Gasification Workshop #2: GEK Building and Honda Accord conversion

Gasification Lecture and Demo:

Thurs, June 12, 7:30-9:30PM

*Build Days: 4 Saturdays (June 14,
21, 28 and July 5), 11am - 7pm*

Technical Resources

[Gasification Workshop \(June, 08\)](#)

Cost: \$350 (or free with purchase of a [GEK kit, Level II or higher](#))

The recently lauched [Gasifier Experimenters Kit \(GEK\)](#) grew out of the first Gasification Workshop, held at the Shipyard in Spring in 07. [See here for pictures and report.](#)

Now that we have an easy to assemble and well performing kit, the next Gasification Workshop will focus on building these kits and documenting their performance over various configurations, fuels and use scenarios. We will be using our new 6 gas sensing rig (see below), tar tester, thermocouples, moisture meters and other instrumentation to generate quantitative run data and resulting refinements.



The main group project will be using the GEK kit to convert a Honda Accord to run on walnut shells. The goal is a polished and automated installation that is acceptable as a daily driver. Maybe even something that's more interesting to look at than the [previous effort](#) . Towards this goal, we will be developing air/syngas mixture automation mechatronics, condensate/steam reinjection systems and other automated sensing and control devices.

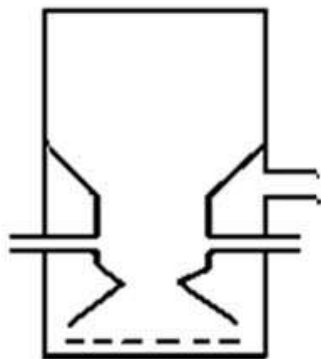


Along side the Honda Accord project, participants are encouraged to build their own GEK for personal projects. Maybe you want to convert a vehicle, generator, forge, lawnmower, hot water heater, or fire art project. Or maybe a racer for the [Escape from Berkeley \(by any non-petroleum means\)](#) rally. Now's your chance. All tools and help needed to assemble the kits will be provided during the weekend build days. You will need to buy at least the Level II form of the kit, but not any of the assembly options. The workshop is FREE for anyone who purchases the material kit.

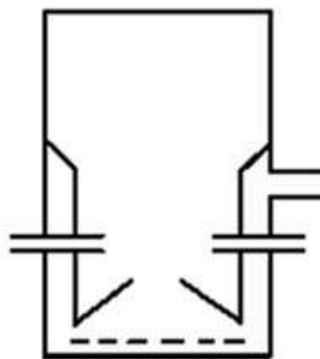
The workshop begins with an evening talk and discussion on the science of gasification a survey of its design and social history. Both beginning and expert reactor assemblies will be presented, with pointers to further reading and current issues and opportunities in the field. Also included is a basic introduction to biochar / Terra Preta and the related pyrolysis reactors.

Downdraft Gasifier Types

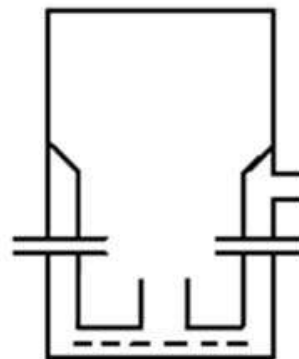
Nozzze and Constriction Closed Top Designs (aka: Imbert type)



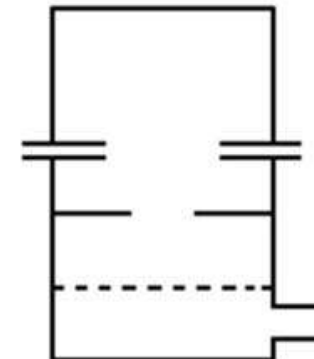
Imbert Hourglass
(double throat)



Inverted V Hearth
(Swedish origin)

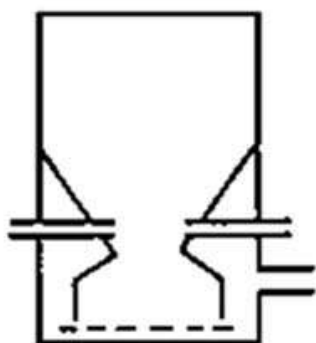


Straight Reduction Tube

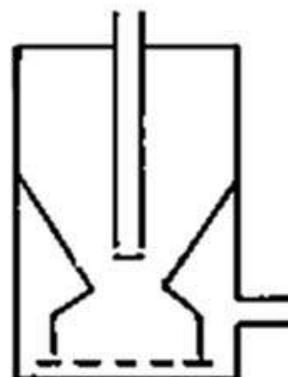


Constriction Plate

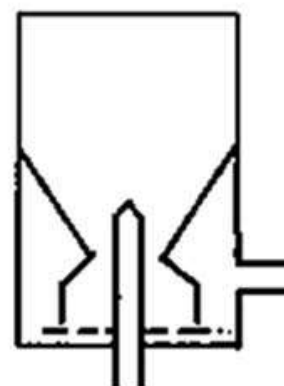
Air Inlet Variations (shown with Imbert Hourglass single throat type)



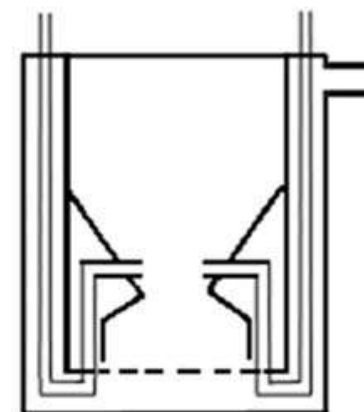
Side Inlets



Central Inlet
(down from top)

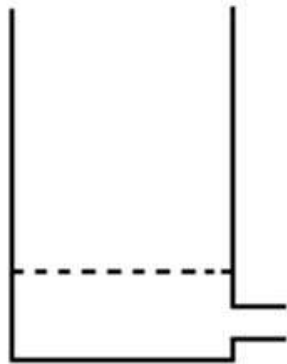


Central Inlet
(up from bottom)

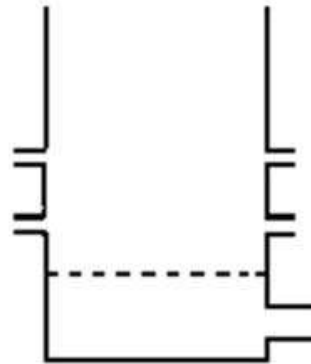


J tube
(air preheating)

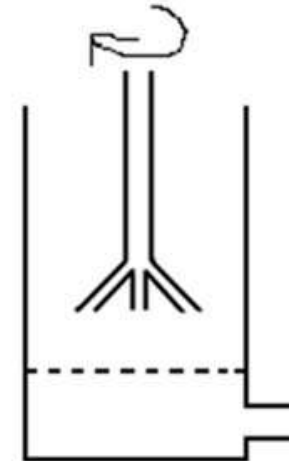
Open Core Designs



Stratified Downdraft
(Tom Reed, FEMA)



Multi-point Air Injection
(Mukunda, CPC)



Buck Rogers

ALL Power Labs: Tools for Power Hacking



Gasification:

The Basics

The Science of Gasification

Gasifier Types

How to Build a Gasifier

[Gasifier Experimenters Kit
\(GEK\)](#)

[Quadrafire \(4 in 1\)](#)

[Gas-can-o-fire](#)

[Cigifier](#)

[GMC truck](#)

Other Designs Online

[back to Gasifier Experimenters Kit](#)

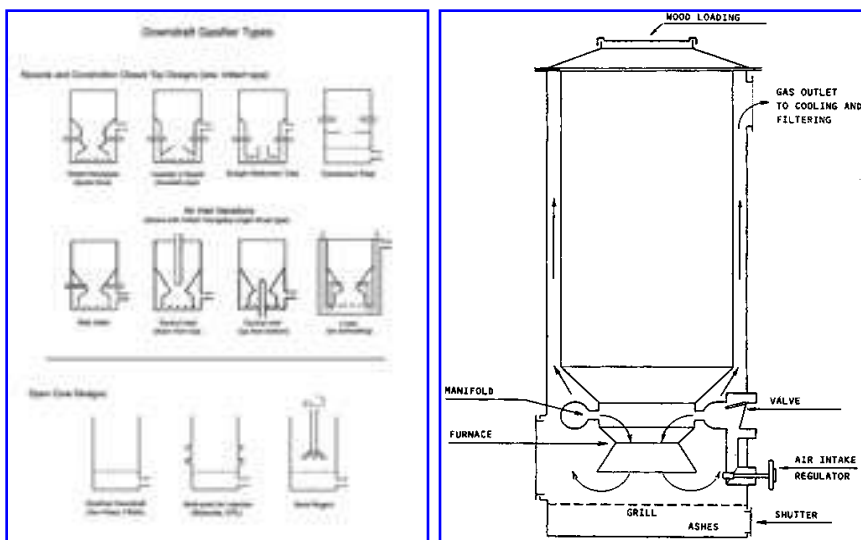
Resources for Gasification

Downdraft Gasifier Types

Gasifier System Components

Technical Resources

[Gasification Workshop \(June, 08\)](#)



Downdraft Gasifier Sizing

Here's some rough equivalencies, approximations and rules of thumb to understand downdraft gasifier gas flow needs, HP equivalencies and reactor sizing. For engine applications, I find it easier to size by actual HP needed, not by swept volume x RPM. Seldom is an engine running at wide open throttle, as such calculations suggest.

In general, size your gasifier for typical power needs, not the rare max rates. If in doubt, err on the size of too small to lessen tar risks from too low of temps.

Here's how to approximate the relationships of liquid fuel to HP to KWe in your vehicle or genset:

1 gal of gasoline or diesel produces about 15HP mechanical for one hour, or 10kwh electricity in a genset.

How much HP is your vehicle using at cruise?

60MPG = 1gal/hr or 15HP for one hour

30MPG = 2gal/hr or 30HP for one hour

15MPG = 4gal/hr or 60HP for one hour

Solid biomass to syngas to power:

The best figures on Syngas - HP - KW equivalencies are found in the Fluidyne engine tables at <http://www.fluidynenz.250x.com>. Here's some important excerpts, with minor additions by me. Thank you goes to Doug Williams for authoring these numbers.

(Note: If confused, ignore these details and skip to the rule of thumb at the end of the section)

1kg of wood 15% moisture content produces 2.185 cubic metres of gas

or 3.165kW heat from burning gas direct

or 0.837kW of shaft power (i.e engine)

or 1.12HP of shaft power (i.e. engine)

or 0.754kW of electric power generated

1lb of wood at 15% moisture content produces 35 cubic feet of gas

or 4,900 BTU heat from burning the gas direct

or 0.51 HP of shaft power (i.e engine)

or 0.342kW of electric power generated

1HP = 1.95 cubic meters of gas per hour

5HP = 9.75 m³/h

10HP = 19.5 m³/h

50HP = 90.75 m³/h

100HP = 195 m³/h

Thus, the main rule of thumb to remember:

2 lbs biomass ~ 1 kg of biomass ~ 2 m³/h of gas ~ 1HP

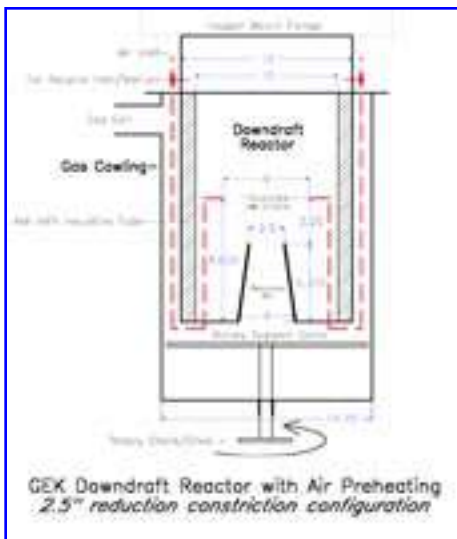

Nozzle and Constriction (Imbert) type sizing charts

Once you convert your HP needs to gas flow rates, use the following charts to determine starting dimensions for your reactor (hearth, restriction, reduction bell, nozzles, etc).

Table 5-2 Inert Nozzle and Hearth Diameters

No.	D ₁ mm	D ₂ mm	D ₃ mm	D ₄ mm	D ₅ mm	D ₆ mm	D ₇ mm	D ₈ mm	D ₉ mm	D ₁₀ mm	D ₁₁ mm	D ₁₂ mm	D ₁₃ mm	D ₁₄ mm	D ₁₅ mm	D ₁₆ mm	D ₁₇ mm	Range of Gas Speed		Maximum Wood Consumption kg/h	Air Flow Velocity m/s
																		ft/s	m/s		
30000	80	200	170	80	200	100	8	1.8	1.8	4.8	1.00	30	8	14	32.4						
30000	80	200	170	80	200	100	8	9.2	9.4	3.3	1.10	44	5	21	33.3						
300100	100	250	220	100	250	100	8	10.3	10.5	2.7	1.20	60	6	26	34.2						
300100	100	250	220	100	250	100	8	12.5	12.6	2.2	0.80	80	7	32	36.1						
300100	100	300	230	100	270	110	8	10.9	10.9	2.0	1.20	77	10	38	39.4						
300115	115	300	230	105	270	110	8	11.3	11.3	2.0	0.90	86	12	46	40.3						
300130	130	300	230	110	270	110	8	12.2	12.2	1.8	0.90	110	13	50	41.8						
300130	130	300	230	110	270	110	8	14.0	14.1	1.5	0.80	140	18	67	43.2						
300130	130	300	230	110	270	100	8	12.6	12.6	1.8	0.90	109	17	63	43.8						
300150	150	300	230	120	270	100	7	13.0	13.0	1.7	0.80	160	21	77	45.9						
300170	170	300	230	130	270	100	7	13.0	13.0	1.5	0.74	160	28	98	47.4						
300200	200	300	230	140	270	100	7	14.0	14.0	1.0	0.75	200	32	112	49.2						

Variables not given in figure are defined as follows:
 D₁ = inner diameter of the burner
 D₂ = full diameter including space of the air passages in the burner
 D₃ = inner diameter of the throat
 D₄ = inner diameter of the throat
 D₅ = diameter of the throat
 D₆ = diameter of the throat
 D₇ = diameter of the throat
 D₈ = diameter of the throat
 D₉ = diameter of the throat
 D₁₀ = diameter of the throat
 D₁₁ = diameter of the throat
 D₁₂ = diameter of the throat
 D₁₃ = diameter of the throat
 D₁₄ = diameter of the throat
 D₁₅ = diameter of the throat
 D₁₆ = diameter of the throat
 D₁₇ = diameter of the throat
 Source: George W. Hill, Table 5, Fig. 10



Stratified Downdraft type sizing chart

Fire Tube Dimensions for Stratified Downdraft / Open Core Gasifier
(from FEMA Stratified Wood Gas Gasifier Laboratory, Zimmerman, p. 7A, Table 2-2)

Inside diameter (inches)	Minimum length (inches)	Engine power (horsepower)	Typical engine displacement (cubic inches)
2"	16	5	10
4"	16	15	30
6"	16	30	60
7"	18	40	80
8"	20	50	100
9"	22	65	130
10"	24	80	160
11"	26	100	200
12"	28	120	240
13"	30	140	280
14"	32	160	320

*A fire tube with an inside diameter of less than 6 in. would create bridging problems with wood chips and blocks. If the engine is rated at or below 15 horsepower, use a 6-in. minimum fire tube diameter and create a thrust restriction in the bottom of the tube corresponding to the diameter nearest in the above table.

Fuel Combustion Characteristics

Table 1.18. Combustion characteristics of fuels* (See also Tables 1.1, 1.8, 2.1, 2.3, and 2.4)

Fuel	Minimum ignition temp, °F/C	Calculated flame temperatures, °F/C		Flammability limits % fuel gas by volume		Maximum flame velocity, fps and m/s in air	% Theoretical air for max. flame velocity
		In air	In O ₂	lower	upper		
Acetylene, C ₂ H ₂	581 ^b /302	4790/2643	3830/2110	2.0	81.0	8.75/2.67	—
Blast furnace gas	—	2650/1454	—	25.0 ^c	71.5	—	—
Benzene, commercial	480/250	3583/1973	—	1.20	8.41	2.85/0.87	—
Benzene, n-C ₆ H ₆	743/400	3363/1872	—	1.00	8.41	1.31/0.37	97
Carbon monoxide, CO	1126 ^b /609	3843 ^c /2100	—	12.5 ^d	74.2 ^d	1.70/0.51	—
Carbonized water gas	—	3700/2030	3060/1700	6.4	37.7	2.13/0.60	—
City seam gas	—	3610/1980	—	4.4 ^e	34.9 ^e	2.30/0.70	—
Ethane, C ₂ H ₆	482 ^b /252	3540/1940	—	1.9	12.5	1.36/0.40	—
Gasoline	536 ^b /280	—	—	1.4	7.8	—	—
Hydrogen, H ₂	1082 ^b /582	4610/2543	3380/1874	4.0	74.2	8.81/2.63	—
Hydrogen sulfide, H ₂ S	398 ^b /202	—	—	4.3	45.8	—	—
Motor gas, C ₂ H ₄	380 ^b /200	—	3301/1827	2.4	10.8	—	15.6/4.69
Methane, CH ₄	1170 ^b /633	3484/1934	—	5.0	18.0	1.40 ^f /0.41	14.70/4.30
Methanol, CH ₃ OH	328/165	3480/1904	—	6.7	36.0	—	1.67/0.49
Natural gas	—	3220 ^g /1741	4790 ^g /2643	8.3	45.0	1.80/0.50	15.2/4.33
Producer gas (See Part 1)	—	3010/1614	—	13.0 ^h	73.7	0.85/0.26	—
Propane, C ₃ H ₈	471/245	3533/1967	3130/1712	2.1	18.1	1.52/0.45	11.2/3.23
Propane, commercial	832/500	3573/1967	—	2.37	8.90	2.78/0.81	—
Propane, C ₃ H ₈	—	—	3480/1904	—	—	—	—
Town gas (By. coal) ^g	790/375	3710/2043	—	4.8	31.8	—	—

*For combustion with air at standard temperature and pressure. Flame temperatures are calculated for 100% theoretical air, the maximum considered, unless otherwise noted. Data in Item Reference 1.1.
^bFlame temperatures are theoretical—calculated for stoichiometric ratio, flame reaction considered.
^cFrom private communication.
^dSmall letters refer to references at end of Part 1.

Books of Interest

[Handbook of Biomass Downdraft Gasification](#)

Thomas Reed and Agua Das, SERI/SP-271-3022, DE88001135, March 1988.

(available in print from BEF at <http://woodgas.com/bookstore.htm>. please support BEF. the entire BEF library is fabulous. buy the whole thing.)

[FAO 72: Wood Gas as Engine Fuel](#)

ISBN92-5-02436-7, UN Food and Agricultural Organization, 1986

[FEMA Manual- Constructing a Simplified Wood Gas Generator for Fueling Internal Combustion Engines in a Petroleum Emergency](#)

Henry LaFontaine, F.P. Zimmerman, March 1989

(available in print from

<http://woodgas.com/bookstore.htm>. please support BEF. the entire BEF library is fabulous. buy the whole thing)

[Biomass Gasifier "Tars": Their Nature, Formation and Conversion](#)

T.A. Milne, R.J. Evans, N. Abatzoglou, NREL, November 1998

(available in print from

<http://woodgas.com/bookstore.htm>. please support BEF. the entire BEF library is fabulous. buy the whole thing)

Papers of Interest

[Superficial Velocity- The Key to Downdraft Gasification](#)

T. B. Reed, R. Walt, S. Ellis, A. Das, S. Deutch.

Presented at 4th Biomass Conference of the Americas; Oakland, CA, 8/29/99

(mirrored from Biomass Energy Foundation, www.woodgas.net)

[Monorator- Gasifier for Damp Fuel](#)

Harald Kyrklund, Teknisk Tidskrift, July 21 1945.

(Translation 2000, Joacim Persson <joacim@artech.se>)

(mirrored from: <http://www.hotel.ymex.net/~s-20222/gengas/>)

[Lutz: German Ideas on Improvements of Wood Gasifiers](#)

Summary in Teknisk Tidskrift of a thesis by H. Lutz, published in ATZ. Ed CVNordenswan, Sept. 1941.

(Translation to English, 2000, Joacim Persson <joacim@ymex.net>).

(mirrored from: <http://www.hotel.ymex.net/~s-20222/gengas/>)

[Comments on Lutz paper: Gasifier Efficiency](#)

E. Hubendick, Teknisk Tidskrift, Dec, 1941
(Translation to English, 2000, Joacim Persson
<joacim@ymex.net>
(mirrored from: <http://www.hotel.ymex.net/~s-20222/gengas/>)

[The Making of the Kalle Gasifier](#)

Torsten Kalle, January-February 1942.
(Translation to English, 2000, Joacim Persson
<joacim@ymex.net>
(mirrored from: <http://www.hotel.ymex.net/~s-20222/gengas/>)

[Modelling for Control of a Biomass Gasifier](#)

Dorus van der Hoeven, Thesis 0474218, Technische
Universiteit Eindhoven, January 2005

Questions? Contact: gek_at_allpowerlabs_dot_org























































































































































































































Gasifier Experimenters Kit

- 1
- 2
- *Next*

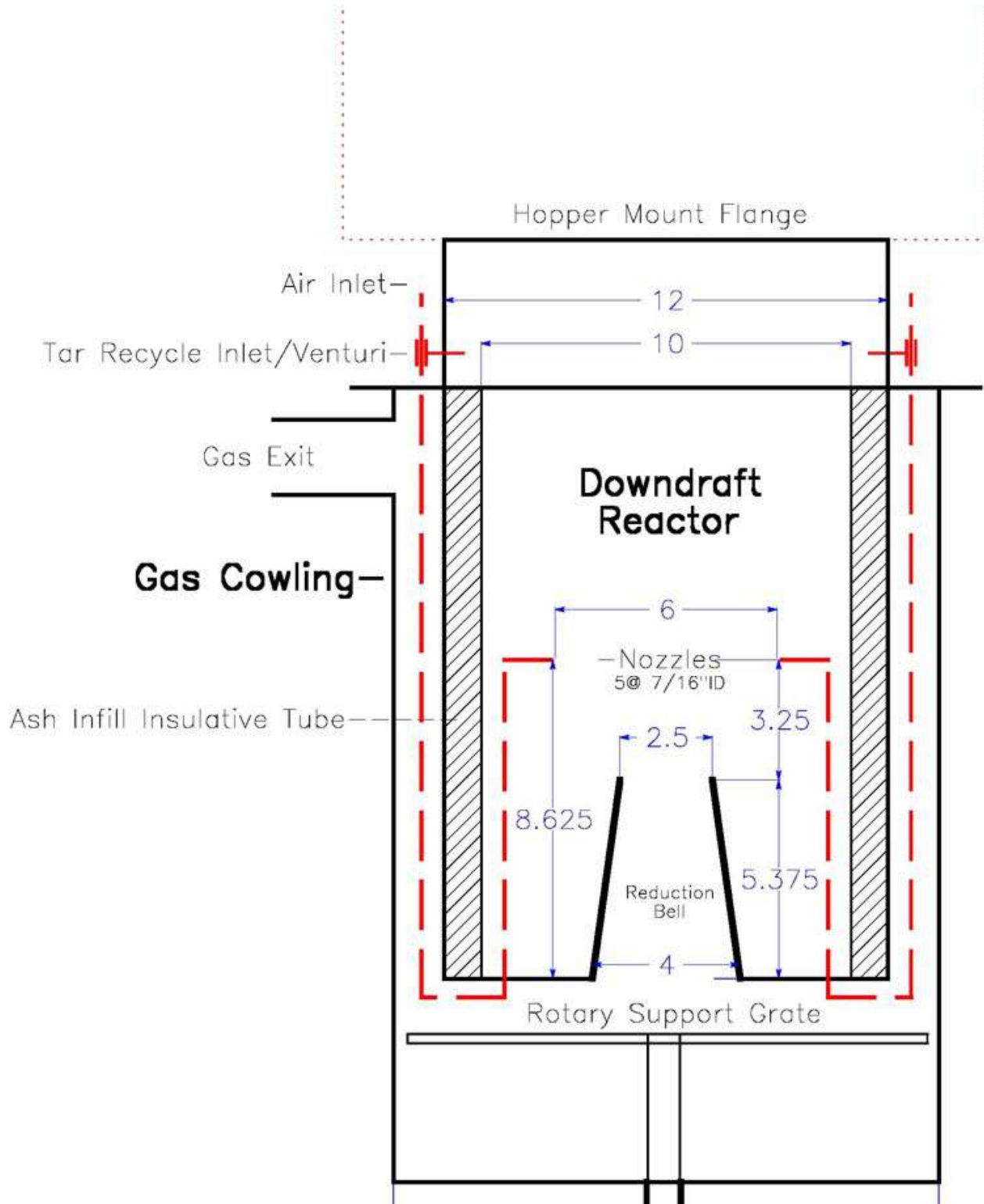
A Lego Set for Experimentation

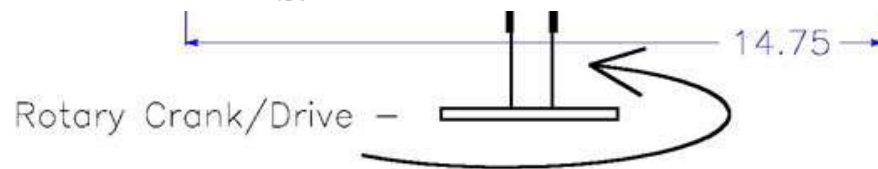




© Jim Mason







GEK Downdraft Reactor with Air Preheating *2.5" reduction constriction configuration*

dimensions from Kaupp 1984a, Table 5, Fig75
as reproduced in Handbook of Biomass Downdraft
Gasifier Engine Systems: Thomas Reed and Agua Das

Gasifier Experimenters Kit

- [Index](#)
- [Previous](#)
- 15 of 37
- [Next](#)



© Jim
Mason

ALL Power Labs: Tools for Power Hacking



About

Gasification

Biochar

[Algae](#)

Events

People

[Contact](#)

Forward to [Gasifier Experimenters Kit \(GEK\)](#)

Gasification

Gasification is the use of heat to transform solid biomass, or other carbonaceous solids, into a synthetic "natural gas like" flammable fuel. There are a wide variety of processes which fall under this general term- but all share the characteristic of transforming solid hydrocarbon material into simple hydrocarbon gases. The resulting gaseous fuel is usually called: "syngas", "woodgas", "producer gas", "generator gas" or "suction gas".

Through gasification, we can convert nearly any solid waste biomass into a clean burning, carbon neutral, gaseous fuel. Whether starting with wood chips or coffee grounds, municipal trash or agricultural waste, the end product is a flexible gaseous

fuel you can burn in your internal combustion engine, cooking stove, heating furnace and/or flamethrower. Upmigration to liquid fuels is also possible with some additional effort and common catalysts.

Sound impossible?

Well, over one million vehicles in Europe ran onboard gasifiers during WWII to make fuel from wood and charcoal, as gasoline and diesel were rationed and/or unavailable. Long before there was biodiesel and ethanol, we actually succeeded in a large-scale, alternative fuels redeployment-- and one which curiously used only cellulosic biomass, not the oil and sugar based biofuel sources which famously compete with food.


This redeployment was made possible by the gasification of waste biomass, using simple gasifiers about as complex as a traditional wood stove. These small-scale gasifiers are easily reproduced (and improved) today by DIY enthusiasts using simple hammer and wrench technology. The same principles are applied at much larger scale and complexity to recover a wide variety of municipal, agricultural, construction, forestry and industrial waste to energy, soil amendments and other useful end products.

ALL Power Labs now offers the [Gasifier Experimenters Kit \(GEK\)](#) to help you get started in the biomass thermal conversion arts and sciences.

Questions? Contact: gek_at_allpowerlabs_dot_org

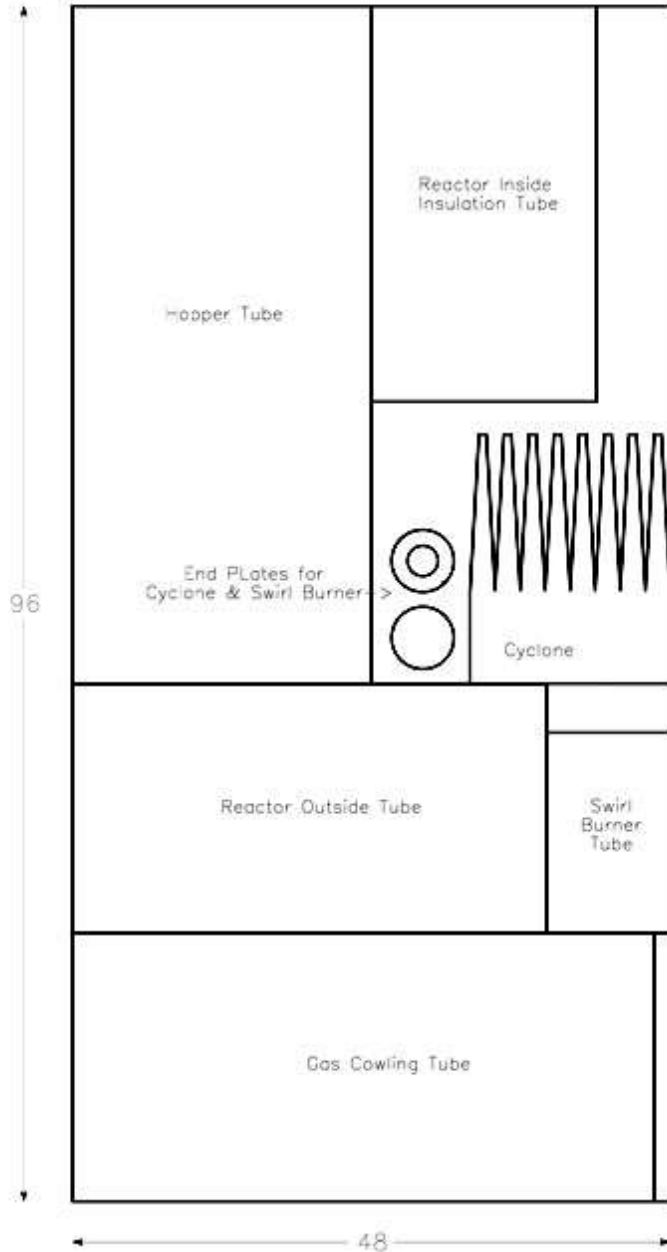




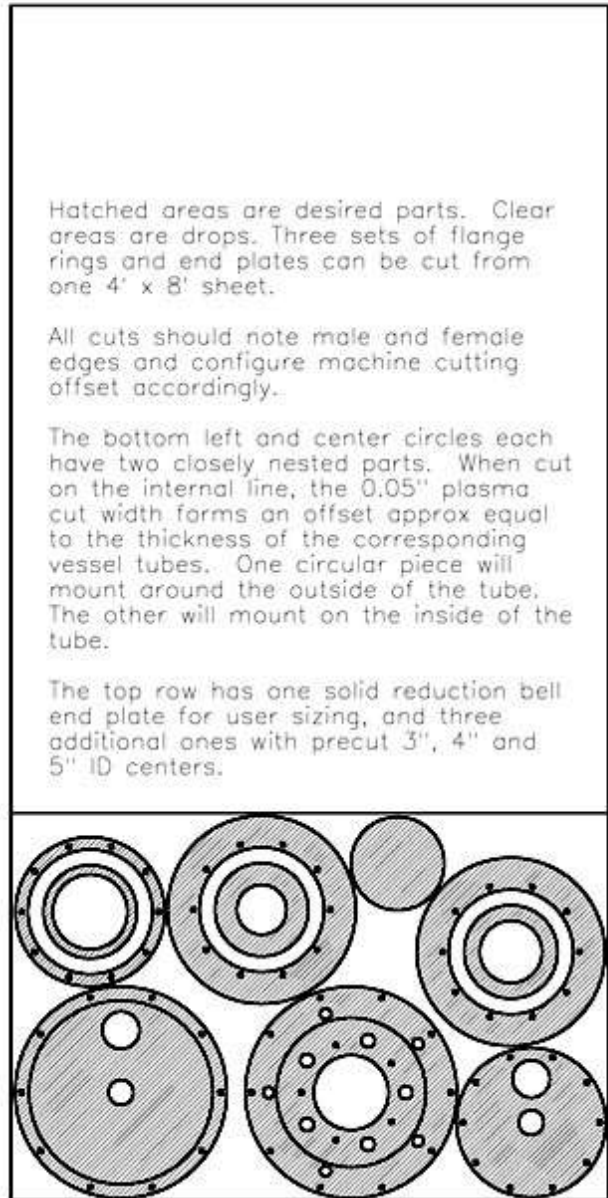


Layout for CNC Plasma Cutting

(Cut from 1/16" thick mild steel sheet)



(Cut from 1/8" thick mild steel sheet)



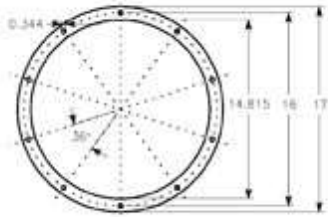
(v0.8. Before building, check www.allpowerlabs.org/gasification/gek for most recent version before building.)

ALL Power Labs, 1010 Murray Street Berkeley, CA 94710, 4/18/08, jimmmason@whatiamupto.com

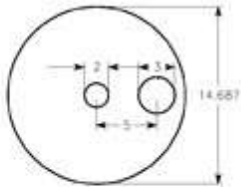
GEK Flange Rings and End Plates

(Cut from 1/8" mild steel sheet)

Gas Cowling

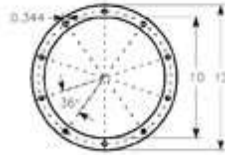


Top Rim Flange

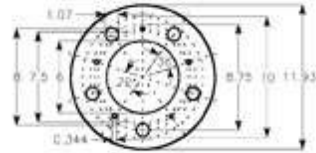


Bottom End Plate
(with grate rotation, air inlet and ash port holes)

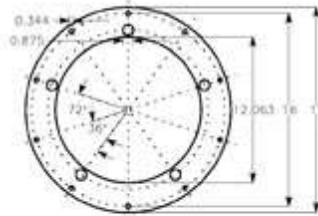
Downdraft Reactor (nozzle & constriction type)



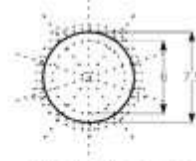
Top Rim Flange



Bottom End Plate

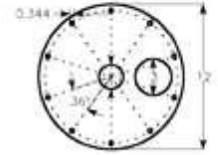


Perimeter
Mounting Flange

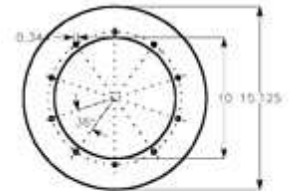


Reduction Bell
End Plate
(cut center to
desired size)

Hopper



Top Cover for
Reactor or Hopper
(holes for fuel fill and
top down air config)



Top & Bottom Flange
(2 count)

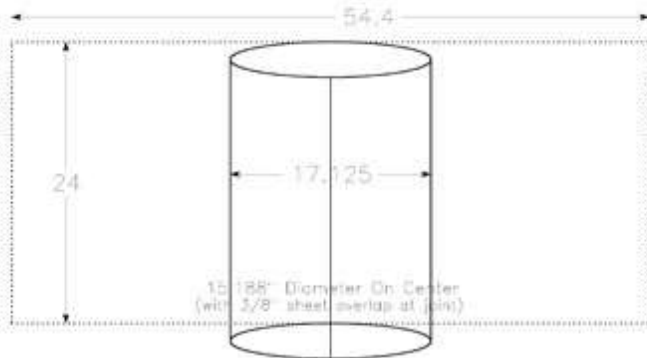
(v0.8. Before building, check www.allpowerlabs.org/gasification/gek for most recent version before building.)

ALL Power Labs 1010 Murray Street Berkeley, CA 94710. 4/18/08. jimmmason@whatiamupto.com

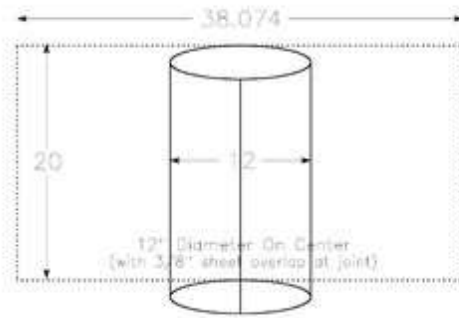


GEK Vessel Tubes: Rolled from Flate Sheet

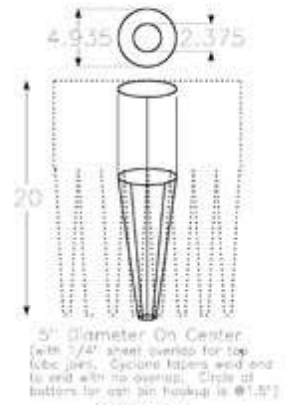
(Cut from 1/16" thick mild steel sheet)



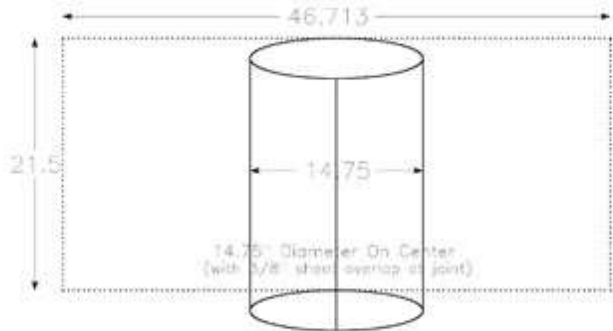
Hopper



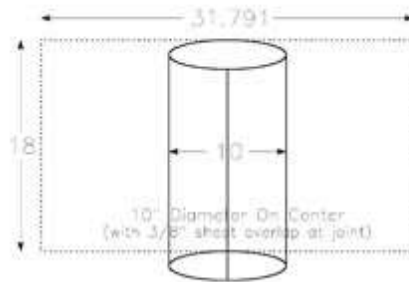
Downdraft Reactor Outside



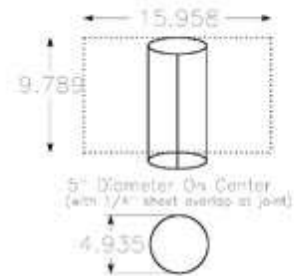
Cyclone



Gas Cowling



Downdraft Reactor Inside/Insulation



Swirl Burner

(v0.8: Before building, check www.allpowerlabs.org/gasification/gek for most recent version before building.)

ALL Power Labs 1010 Murray Street Berkeley, CA 94710, 4/18/08. jimmmason@whatiamupto.com





Gasifier Experimenters Kit

:

Vessel
Tubes,
Flanges,
& End
Plates



All Vessel Tubes, Flanges and End Plates



All Vessel Tubes, Flanges and End Plates



All Vessel Tubes, Flanges and End Plates



Hopper Tube and Flanges



Gas Cowling Tube, Flange, and End Plate



Downdraft Reactor Tubes, Flanges, End Plates, and Reduction Bell Weld Rings



Cyclone Tube and End Plate



Swirl Burner Tube and End Plate





All Vessel Tubes




All Flanges and end Plates

© ALL Power Labs











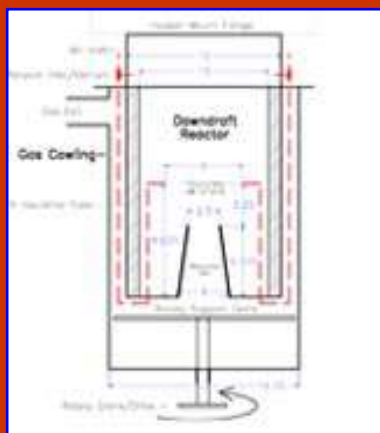








ALL Power Labs: Tools for Power Hacking



[Gasification Home:](#)

The Basics

The Science of Gasification

Gasifier Types

How to Build a Gasifier

Gasifier Experimenters Kit (GEK)

[Quadrafire \(4 in 1\)](#)

[Gas-can-o-fire](#)

[Cigifier](#)

[GMC truck](#)

Other Designs Online

[overview](#) - [gallery](#) - [reactor options](#)

- [manufacturing](#) - [FAQ](#) - [test reports](#)

- [downloads](#) - [purchase](#)

**GEK Test Report
#1: *Air Preheating
Configuration (Zero
Tar)***

Gasifier System Components

Technical Resources

[Gasification Workshop \(June, 08\)](#)



The above pictures show a new air preheating scenario for the GEK nozzle and constriction (Imbert) type downdraft reactor. We ran this configuration at the Maker's Faire in San Mateo, CA, May 4-5 to drive a Lister 6/1 diesel genset in dual fuel mode. The

result was a tar free gas over about 10 hours of operation. The fuel was walnut shells at 15% moisture content.

This air preheating system uses heat exchange tubes in the form of stainless steel natural gas lines, 48" in length, 5/8" ID, spiral wrapped around the reactor. When the reactor is bolted down into the gas cowling, these heat exchange tubes fill the circular volume where the product gas rises upwards towards the outlet. The heat exchange tubes are mostly perpendicular to the direction of gas flow, unlike the [previous "J tube" scheme](#). SS natural gas lines are well optimized for repurposing as heat exchange tubes. They are thin and corrugated (thus lots of surface area), easy to bend, non-corrosive and cheap.

Somewhat to our surprise, this aggressive air preheating system resulted in a gas that appeared completely tar free. This is likely the result of higher combustion and reduction zone temps and thus improved tar consumption and conversion. Condensate too was significantly decreased, owing to increased H₂O conversion in the reduction zone from the higher temps.

Below you can see the clear gas hoses we use for the product gas piping. After one hour of running, there was absolutely no brown or

black discoloration in the tube. I did not have a paper tar test filter rig hooked up at the Faire, but from experience I know this lack of deposition in the clear gas tube equates with a tar level below measurement for typical sample times with the paper filter. The only liquid visible is the typical water condensation, also completely clear.





(With the GEK I try to use clear gas tubes, filters, condensate vessels and hoppers wherever possible so as to be more transparent and honest about real world performance, and make the processes more visible for learning.)

The product gas "smoke" was similarly nearly transparent, with only a slight white coloration. Nothing like the usual cream colored smoke. After a full day of running at 1-2" water vac, there was a slight brown tinge in the tubing, but nothing like the usual black stains and soot.

The swirl burner similarly showed an unusually clean gas signature. After half of day of running, the burner had zero soot deposition. The inside of the burner still looked identical to the original raw steel.

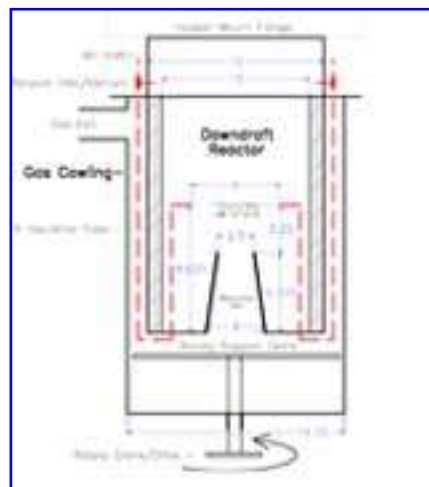




In addition to preheating the air, the heat exchange tubes also cool the product gas. I was surprised to see gas exiting the top of the gas cowling at 150-210F. Yes that is correct, 100C or less. Compare with typical no air preheating or gas cooling configurations which have gas exit temps in the 200-400C range. Hot gas is much more difficult to process downstream than cool gas. Cyclones, filters, plumbing and pumps are all complicated by high temp gas.

This success of this "gas cooling via air preheating" suggests the potential of eliminating the radiator all together. In the next run I'm going to double the length of the air preheating lines, put fins on the cyclone, increase the size of the granular filter, and see if we can do without the radiator (or in other words, incorporate the radiator into the gasifier). Efficiency will

also continue to increase the more we recycle this "waste" heat back into the gasifier.



The internal geometry for this run was the "textbook" dimensions for Swedish inverted V hearth designs for a 2.5" reduction constriction. This is a very small constriction, intended for engines around 5-10hp. I did not do any special nozzle burn path tests or other diagnostic configurations, so i'm sure what I had could be improved upon. The fuel was walnut shells in 1/4 - 1/2 shell form. Moisture was measured at 15%.



In the drawing above you will also see an ejector venturi based tar recycling system. This is built into the GEK downdraft nozzle and constriction reactor, but we were not using it during the current test. The inlets in the pyrolysis zone were capped off so we could test the air preheating alone. A run in the near future will explore and document this tar recycling system.

ALL Power Labs: Tools for Power Hacking



[Gasification Home:](#)

[The Basics](#)

[The Science of Gasification](#)

[Gasifier Types](#)

[How to Build a Gasifier](#)
Gasifier Experimenters Kit (GEK)

[Quadrafire \(4 in 1\)](#)

[Gas-can-o-fire](#)

[Cigifier](#)

[overview](#) - [gallery](#) - [reactor options](#) - [manufacturing](#) - [FAQ](#) - [test reports](#) - [downloads](#) - [purchase](#)

GEK Report #2: *Soot on Air Preheating Tubes*

Here are pictures of the air preheating tubes after 15 hours of operation. The air preheating tubes are made from 4' lengths of 5/8" corrugated stainless steel natural gas lines. (Details are in [GEK Report #1](#)). The fuel was halved walnut shells at approximately 15% moisture content.

I was very pleased the relative lack of deposition on the tubes. This is a gasifier after all. Internals are always messy. Here the soot is surprisingly light, and easy to brush off with

[GMC truck](#)

[Other Designs Online](#)

Gasifier System Components

Technical Resources


[Gasification Workshop](#)

[\(June, 08\)](#)

your hand. The soot is not the oft encountered tarry black glue. I expected much greater soot and tar deposits given the temp differential between the hot gas exterior and the cold air interior.

Lower parts of the tubes have more particulate deposits. The upper parts are without such, as the long gas rising pathways tends to settle out the particles.

Next task is to run thermocouples down the tubes to get the temperature profile along the whole path.









More pictures [in the gallery](#) under GEK v0.9 .



ALL Power Labs: Tools for Power Hacking



[Gasification Home:](#)

The Basics

The Science of Gasification

Gasifier Types

How to Build a Gasifier

Gasifier Experimenters Kit (GEK)

[Quadrafire \(4 in 1\)](#)

[Gas-can-o-fire](#)

[Cigifier](#)

[GMC truck](#)

Other Designs Online

[overview](#) - [gallery](#) - [reactor options](#) -
[manufacturing](#) - [FAQ](#) - [test reports](#) -
[downloads](#) - [purchase](#)

GEK Report #3:

Temperature Profile Data for Air Preheating / Syngas Cooling

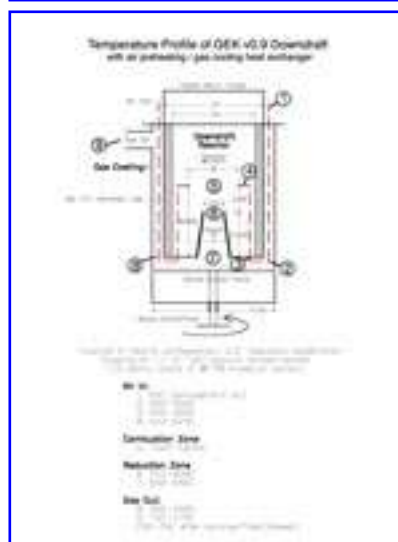
Data is finally in for GEK v0.9 internal reactor temperatures during normal run conditions. The graphics below give measured temps at all critical locations relevant to air preheating, combustion and reduction zones, and syngas cooling. The graphics index these temps to pictures of the GEK reactor, as well as CAD drawings of the same. I suggest you

Gasifier System Components

Technical Resources

[Gasification Workshop \(June, 08\)](#)

open both graphics to follow the comments.



Summary:

The GEK v0.9 air preheating / gas cooling architecture is raising 25C atmospheric air to @600C by the time the air reaches the nozzles at the combustion zone. In the opposite direction, the incoming air cools the output syngas to 100-175C before it exits the gas cowling.

Preheating the air to 600C significantly reduces thermal load on the combustion zone, which would otherwise have to do the same

air "preheating" before oxidation reactions can begin. 600C is above the auto-ignition temperature of most components of pyrolysis gas, so the air entering the combustion zone is already at reaction temperatures without heat input from existing combustion.

Eliminating the thermal drag of cool incoming air results in higher temps in the combustion zone, greater tolerance to moisture in the fuel, greater tolerance to high air humidity, and/or increased turndown ratio. It also increases combustion rate, which in the current test resulted in combustion finishing well before the reduction constriction-- suggesting we need to lower the nozzle height from the typical "textbook" dimensions.

Using the incoming air to internally cool the syngas greatly reduces the need for post-gasifier cooling. In our case, we've eliminated the external radiator entirely. The cyclone,packed bed filter and blower provide enough extra cooling to drop the final output syngas temp to 50-75C.

Full Report:

This data was collected and averaged over three separate run sessions of 2-3 hours each, in June and July 2008. The fuel was halved walnut shells at approximately 15% moisture content. The GEK was set up as an inverted V- hearth reduction bell, with 2.5" constriction. The heat exchange lines are 5/8" corrugated SS lines of 4' length. More details on the heat exchange architecture is here: [GEK Report #1](http://www.allpowerlabs.org/gasification/gek/gekreports/report3/report3.html).

The reactor was pulled at a flow rate that experience suggests is about its mid range of operation. This corresponds to 1-1.5" of H₂O vacuum across the reactor (before the cyclone and filter). We cannot yet quantify this flow rate in volumetric terms, but in experience it has corresponded to running a gasoline genset at around 2kwe. (Apologies for annoying vagueness, we're still trying to acquire a full instrumentation suite)

We hard installed 6 type K thermocouples into the GEK to generate the temp data. We were careful to keep TCs in the actual gas streams and not touching pipe or vessel walls. We also tried to weigh the reactor during running so as to measure fuel consumption, but alas, success eluded us.

Here's some pictures of the process, along with the locals mulling over the situation (Bear Kaufmann, Charlie Sellers and Dennis).







Here's what we found . . .

Air In: Atmosphere to Nozzles:

The air preheating lines are raising the incoming air to 450-500C by the point where the air lines penetrate the bottom of the reactor and head upwards to the nozzles. This is adjacent to the base of the reduction bell, where the syngas exiting temp is 600-650C. This is around a 150C temp differential, which is likely about as good as we can hope for in a winding gas-to-gas heat exchanger.

The air temp raises another 100C or so between the reactor bottom and the insides of the nozzles. We measured 550-625C inside

the nozzles. The highest peak was 650C. This temp increase is from heat contributed by the char and ash insulation around the reduction and combustion zones. I'm not clear the degree to which this heat input is an added drag on the combustion and reduction zones, or if it is mostly recovered heat already lost to the insulation. We'll have to measure the insulation temp around the air inlets to figure it out.

Remember, the point of this heat exchange architecture is to start mining heat from the syngas immediately after the reduction zone, only after all thermo-chemical work is completed. Mining heat from the combustion and reduction zone may produce a net zero sum heat budget in the end, but it could still reduce max temps achieved along the path, and thus impact tar conversion. Maintaining acceptable max temps is ultimately more critical than efficiency, given the extreme "inefficiencies" of tar in an engine . . .

Combustion Zone:

Combustion zone temps wandered in the 1000-1250C range. At other times i've seen it drop to 800C and rise to 1300C with extreme pull rates or fuel moisture variations. The moisture of the fuel actually seems to have more impact on combustion zone temp variations than the pull rate (within reasonable limits).

Reduction Zone:

The temp drop between the top and bottom of the reduction bell is not as great as I expected. The constriction at the top of the reduction bell runs around 700-800C. This suggests the combustion has already finished before the

constriction and reduction has been underway for some time. This suggests the significantly preheated air is increasing the combustion rate so the "normal" distance from the nozzles to the reduction constriction for combustion to complete is now too long. Or in other words, we need to lower the nozzles to again place the finish of combustion right at the constriction of the reduction bell. (note the configuration help a simple TC provides).

The bottom of the reduction bell is consistently 600-650C. I was very surprised to see this temp stay steady across a very large range of pull rates. The only way I could get the bottom of the reduction bell above this temp was to overpull the reactor, which pulled the reduction down onto the grate and axially outward, typically burning off the gas cowling paint. I was baffled until I pulled out the Boudouard equilibrium reaction chart and discovered a "knee" in the graph right where my temp was stuck. 600-650C is "knee" in the boudouard reaction rate change, below which the reduction of CO_2 to CO slows to a point which is not terribly relevant.

Clearly there is a wealth of configuration optimization and gas flow rate limits that can be derived simply from knowing the top and bottom temps of the reduction bell. More on this in the next report.

Grate to Gas Exit:

The syngas loses about 200-300C from the bottom of the reduction bell to the edge of the grate at the gas cowling. Temps here at the wall before the gas rises up the gas cowling wandered between 350-450C. I was surprised to see this significant drop just from the reduction bell to the edge of the grate, as this

is all of about 5" of travel. Another 200-250C or so is lost on the rise up to the gas outlet, resulting in 100-175C at the gas cowling outlet. (Post reactor cooling in the cyclone, filter and blower bring the final temp down to 50-75C, but none of this heat is recovered back into the system).

The air inlet temps show nearly the same changes but in the opposite direction. 25C at the air inlet. 300-350 at the bottom of the heat exchange tube spirals, where the grate intersects the gas cowling. 450-500C at the inner grate, next to the reduction bell where the air tubes turn up to penetrate the reactor bottom and go to the nozzles. And again, 550-625C at the nozzles.

Through the entire air in and syngas out path, the differential temp seems to hover around 150C. This does not suggest the heat in the syngas is equal to the thermal sink of the incoming air. I seem to remember the syngas out has about 40% more heat capacity than the incoming air, due mostly to volume differences (can someone clarify the specifics here?). This suggests the syngas is a better air preheater than the incoming air is a syngas cooler. The only reason the syngas out gets as cool as it does is from the added heat lost to the surrounding gas cowling and other surfaces.

This excess of sensible heat in the syngas out vs the air in also suggests the heat exchange system will be relatively tolerant of less-than-optimal designs, and still result in near max possible air temps at the nozzles. To the degree the heat exchange efficiency is improved, there is additional capacity we can use to do other heating work, while still ending at the same temps at the nozzles, and also further cooling the output gas.

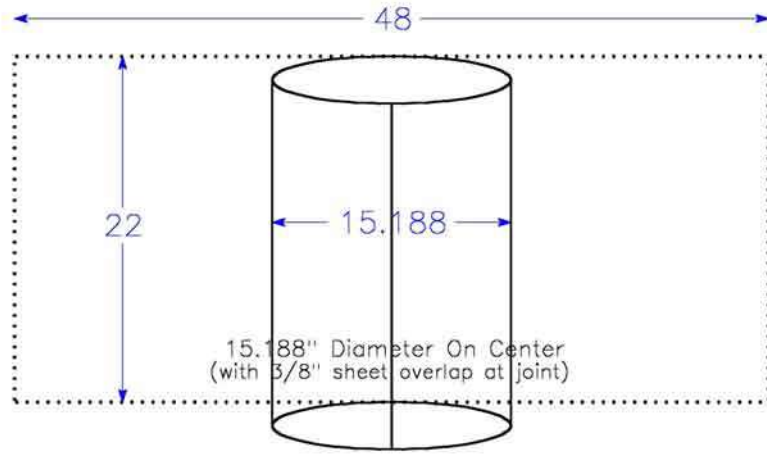
What's Next:

I'm interested in using this excess heat exchange capacity to support the addition of water/steam, and/or IC exhaust to the incoming air. To the degree we can add h₂O or CO₂ to the incoming air (while maintaining acceptable temps to consume tars in the combustion zone) our gas quality will go up, while our biomass fuel consumption will go down. Gas will come out slightly cooler too.

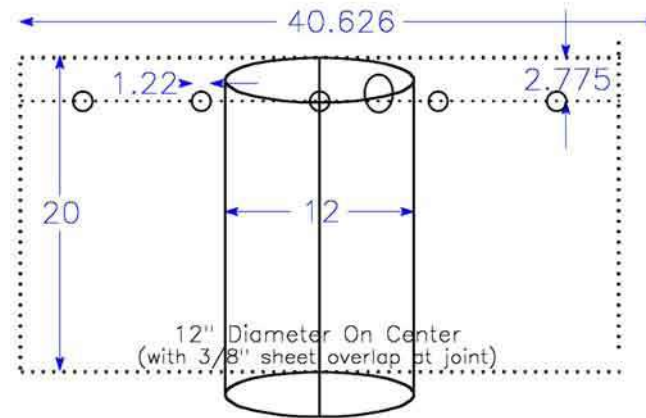
Thus starting with the v1.0 GEK, I increased the SS lines from 4' to 6'-- even though the 4' length as tested seemed to already produce the max incoming air temps one could expect across a small gas-to-gas heat exchanger. The v2.0 run will similarly have 6' heat exchange lines, along with an improved spiral configuration at the bottom of the reactor.

GEK Vessel Tubes v1.0: Rolled from Flat Sheet

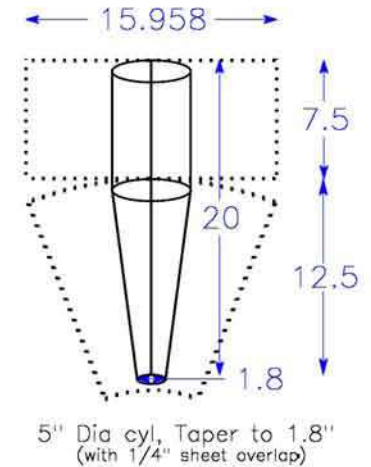
(Cut from 1/16" thick mild steel sheet)



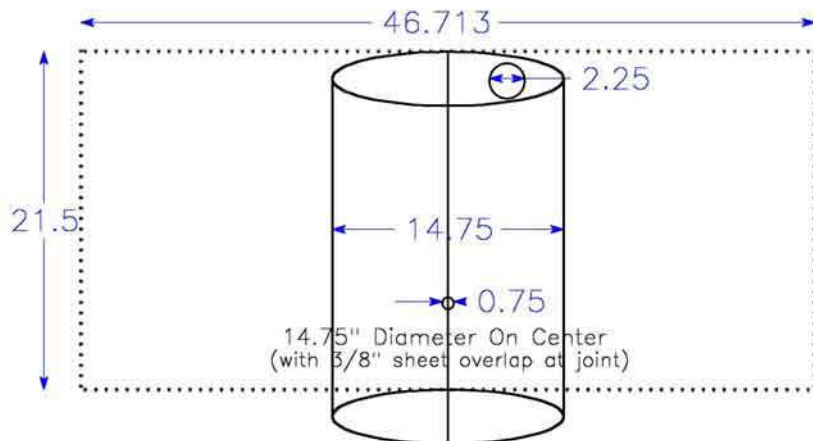
Hopper



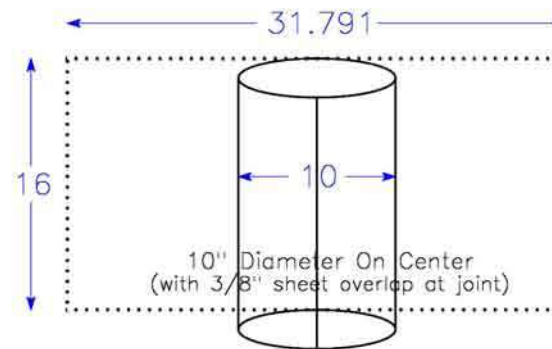
Downdraft Reactor Outside



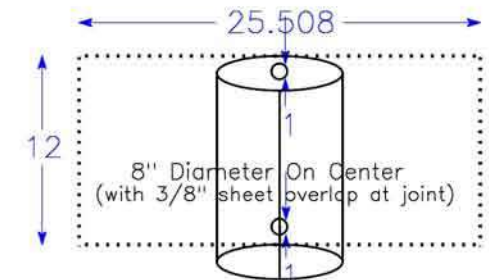
Cyclone



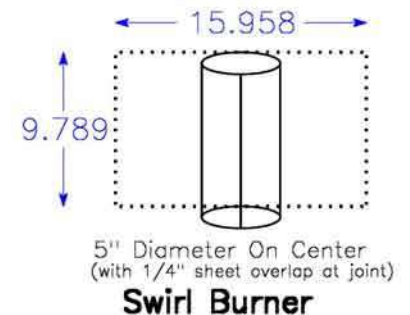
Gas Cowling



Downdraft Reactor Inside/Insulation



Packed Bed Filter



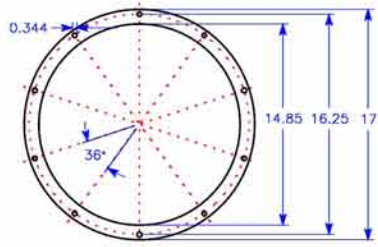
Swirl Burner

Before building, check for more recent versions at: www.allpowerlabs.org/gasification/gek
ALL Power Labs 1010 Murray Street Berkeley, CA 94710. 8/08. jimmason@whatiamupto.com

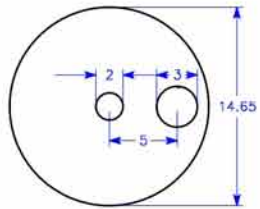
GEK Flange Rings and End Plates v1.0

(Cut from 1/8" mild steel sheet)

Gas Cowling

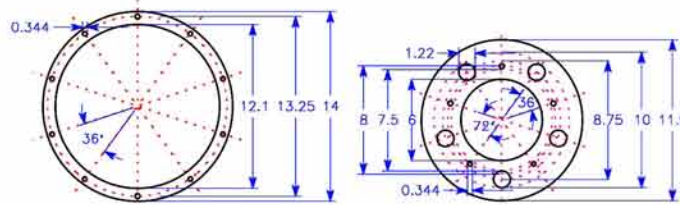


Top Rim Flange



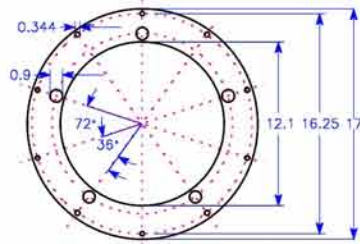
Bottom End Plate
(with grate rotation, air inlet and ash port holes)

Downdraft Reactor (nozzle & constriction type)

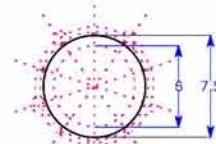


Top Rim Flange

Bottom End Plate

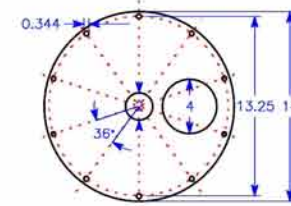


Perimeter Mounting Flange

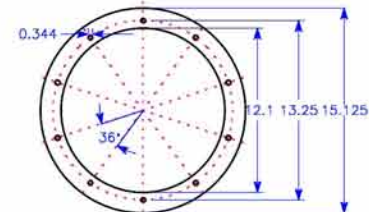


Reduction Bell End Plate
(cut center to desired size)

Hopper

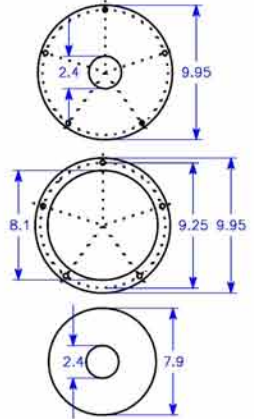


Top Cover for Reactor or Hopper
(holes for fuel fill and top down air config)



Top & Bottom Flange
(2 count)

Filter



Cyclone



Burner

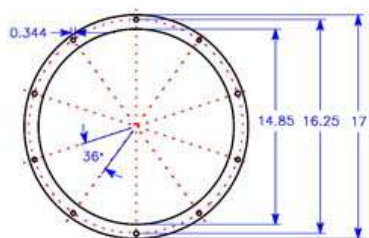


Before building, check for more recent versions at: www.allpowerlabs.org/gasification/gek
ALL Power Labs1010 Murray Street Berkeley, CA 94710. 8/08. jimmason@whatiamupto.com

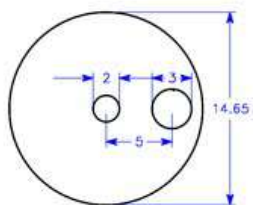
GEK Flange Rings and End Plates v1.0

(Cut from 1/8" mild steel sheet)

Gas Cowling



Top Rim Flange

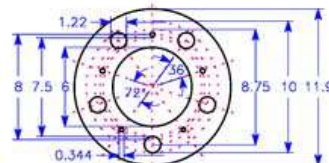


Bottom End Plate
(with grate rotation, air inlet and ash port holes)

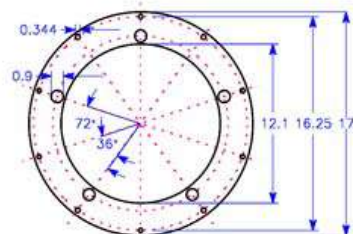
Downdraft Reactor (nozzle & constriction type)



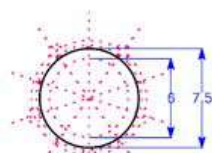
Top Rim Flange



Bottom End Plate

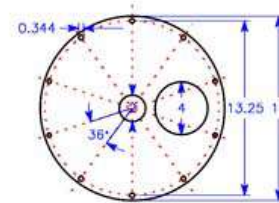


Perimeter
Mounting Flange

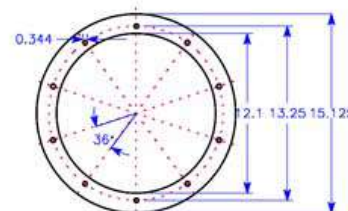


Reduction Bell
End Plate
(cut center to
desired size)

Hopper

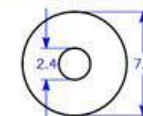
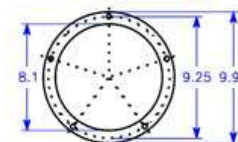
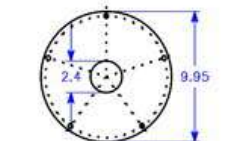


Top Cover for
Reactor or Hopper
(holes for fuel fill and
top down air config)

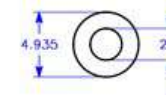


Top & Bottom Flange
(2 count)


Filter



Cyclone



Burner

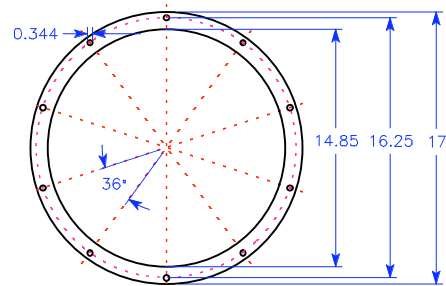


Before building, check for more recent versions at: www.allpowerlabs.org/gasification/gek
ALL Power Labs 1010 Murray Street Berkeley, CA 94710. 8/08. jimmason@whatiamupto.com

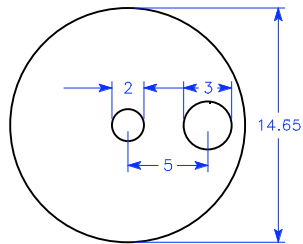
GEK Flange Rings and End Plates v1.0

(Cut from 1/8" mild steel sheet)

Gas Cowling

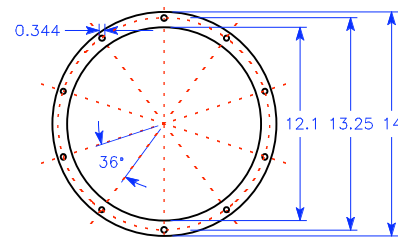


Top Rim Flange

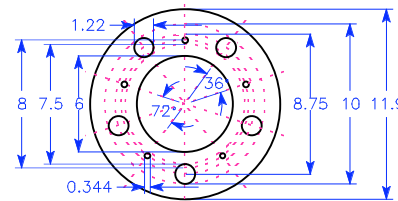


Bottom End Plate
(with grate rotation, air inlet and ash port holes)

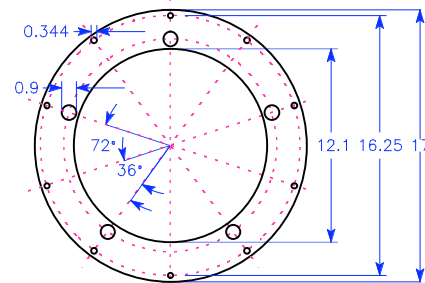
Downdraft Reactor (nozzle & constriction type)



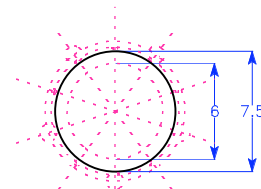
Top Rim Flange



Bottom End Plate

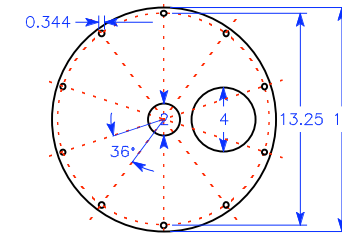


Perimeter Mounting Flange

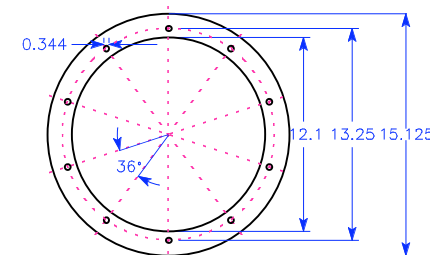


Reduction Bell End Plate
(cut center to desired size)

Hopper

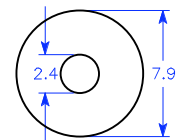
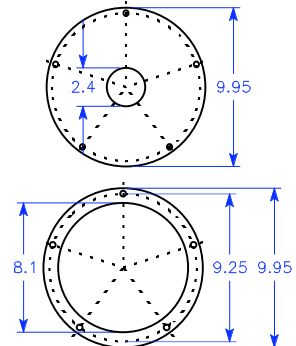


Top Cover for Reactor or Hopper
(holes for fuel fill and top down air config)

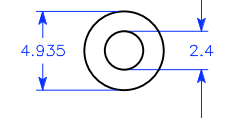


Top & Bottom Flange
(2 count)

Filter



Cyclone



Burner




Before building, check for more recent versions at: www.allpowerlabs.org/gasification/gek
 ALL Power Labs 1010 Murray Street Berkeley, CA 94710. 8/08. jimmason@whatiamupto.com


Gasifier Experimenters Kit

- [Index](#)
- [Previous](#)
- [2 of 37](#)
- [Next](#)

© Jim Mason











Race Kick-off and Vehicle Show Case October 10th, 2008, 8 to Midnight

0 Comments Published October 8th, 2008 in Uncategorized

Escape from Berkeley, Kick-off party and Vehicle Showcase, at the Shipyard Labs **1010 Murray Street** in Berkeley, CA. Entry is a sliding scale five to fifteen, with all proceeds going to the race.

The night before the *Escape from Berkeley* rally commences come gawk and meet the Racers. Lay down your bets, who will win and who will be voted sexiest vehicle. Enjoy, Fired Scottish whiskey by **Jon Sarrigarte**, Orations and evocations by non-other than Dr. Hal and John Hell, and a surprise libation from Flash.

The next morning, Saturday, Oct 11, 2008 at 9:30 we begin the *Escape*. All are welcome to join the as we hold a formal Rally start complete with the singing of the National Anthem by racer Paul J. Travitzky.of the Alabama **Green Team**.

Or join us Along the **route**.

Saturday:

Day 1 Checkpoints

First – The Warehouse @ Port Costa Bayfront
5 Canyon Lake Drive, Port Costa, CA

Second –Moccasin Powerhouse
Address: **1 Lakeshore Dr, Moccasin**

Day 1 Campsite

Yosemite Pines RV Resort

Day 2 Checkpoints

First – Tioga Gas Mart
22 Vista Point Rd, Lee Vining, CA

Second – Keough's Hot Springs
Resort Address: 800 Keough Hot Springs Rd, Bishop

Day 2 Campsite

The Lone Pine campsite
701 S Main St. Lone Pine, CA 93545

Day 3 Checkpoints

First – Furnace Creek Steam Engine
190 Highway, Death Valley, CA

Second – Amargosa Opera House
Address: 608 Death Valley Junction, Death Valley, CA

Day 3 Hotel – Sahara Hotel and Casino, Las Vegas

Sahara Hotel and Casino
2535 Las Vegas Blvd. South
Las Vegas, NV 89109

More info on the race events: <http://www.escapefromberkeley.com>.

See you at the races (by any non-petroleum means).

Join us along the route


0 Comments Published October 5th, 2008 in Uncategorized

Not racing but still want to be a part of the adventure? Come join us along the route.

[Click here for details.](#)

James Watt Memorial VIP Dinner - Friday October 10th - SOLD OUT

0 Comments Published October 1st, 2008 in Uncategorized



In the spirit of innovation, Shipyard Labs is hosting an honorary dinner for race participants and VIP benefactors. James Watt was the Scottish inventor who improved the Newcomen steam engine to create the key machine used to jump-start the Industrial Revolution. This dinner is a chance to meet with the rally participants and talk with them one-on-one about their alternative energy exploits. The dinner begins at 5pm and runs until 8. You may purchase a VIP ticket to the dinner via Paypal for \$50.

The dinner will be followed by the vehicle showcase and send-off party beginning at 8pm. The party is open to the public. Shipyard Labs invites you to come and enjoy an exciting evening with the variety of alternative vehicles before they make the mad dash to escape from Berkeley on Saturday morning at 10am.

Vehicle Showcase Party - (10/10/08) - Shipyard Labs - 1010 Murray St, Berkeley, CA, 94710 - \$5 suggested donation.
Rally Start (10/11/08) - Shipyard Labs - 9am sharp - free and open to the public

A 3 Day Competition for Alternately Fueled Vehicles

0 Comments Published September 30th, 2008 in Uncategorized

Latest Press Release:

A 3 Day Competition for Alternately Fueled Vehicles
Escape From Berkeley - a Road Rally from Berkeley to Las Vegas

Berkeley, CA - (September 25, 2008) – Shipyard Labs is sponsoring an event to “Escape from Berkeley (by any non-petroleum means necessary)”, a road rally of alternatively powered vehicles from Berkeley, California to Las Vegas, Nevada. The rally challenges contestants to start their engines on anything other than petroleum, and by any means necessary, having the vehicles show up at the Sahara in Las Vegas three days later using only fuels and power scavenged along the route.

Contestants cannot begin with more than the equivalent of a gallon of fuel, nor purchase it along the way. Rally organizers expect a mash-up of “Mad Max meets the DARPA Grand Challenge.” Cash prizes and awards for a variety of areas: the rally time winner, most difficult

Escape From Berkeley (by any non-petroleum means necessary)

engineering problem attempted, worst idea actually made to kind of work, sexiest vehicle on the road, and smallest carbon footprint between Berkeley and Vegas

Currently, Racers David Bransby and Wayne Keith of Springville, Ala., are on a nationwide tour in their Dodge Dakota bio-truck to raise public awareness about renewable energy. For more information about this team and the other racers visit the main event site www.escapefromberkeley.com.

The rally kicks-off the festivities with a VIP dinner and vehicle showcase October 10th 5pm to 12am at Shipyard Labs, 1010 Murray Street, in Berkeley, CA. Teams will show case their vehicles to the public. The rally starts October 11th at 10 am with a National Anthem send-off by Racer Paul J. Travitzky. The event will culminate with an awards ceremony in Las Vegas, NV October 13th. A panel of Judges, which includes Burning Man organizer Michael Michael, futurist Paul Saffo, Internet Archive founder Brewster Kahle, and senior editor at Reason magazine Brian Doherty, will judge who gets the top prize.

For more information about Escape from Berkeley contact Jessica Hobbs jess@escapefromberkeley.com.

###

The Green Team in the News

0 Comments Published September 24th, 2008 in Uncategorized



T-CO Alternative Fuels has featured Green Team members Wayne Keith and David Bransby in their latest newscast. [Read the story here](#) to learn more about the history of Wayne's bio-truck. Be sure to watch the video where Wayne and David explain the mechanics of the truck and give a tour of the gasifier. Also read about them on [Auburn University Newsmakers](#).

Prisoners Of Petroleum - Mother Earth News Blog

0 Comments Published September 24th, 2008 in Uncategorized



Contestant Jack McCornack has written about the rally in his blog for Mother Earth News in Oregon. Jack will be racing a likeness of the Lotus Seven featured in the '60's TV show "The Prisoner." [Read the whole blog post here](#). Stayed tuned for more updates.

Vehicle Showcase & Send-off Party OCTOBER 10th

0 Comments Published September 21st, 2008 in Uncategorized

The night before the rally begins, October 10th, Shipyard Labs will be hosting a vehicle showcase and party that is open to the public. All the vehicles in the rally will be present and gearing up for the race, so this is a great time to experience a piece of the event without traveling the route. Party starts at 8pm and goes until 12. [Directions here](#)

The Route

0 Comments Published September 19th, 2008 in Uncategorized

[Click here](#) to view a scrollable and sizable Google map of the route.

Interested in being part of this unique event?

0 Comments Published September 18th, 2008 in Uncategorized

Volunteer for Escape From Berkeley!

We are looking for volunteers to help us in all areas of the race events:

Pre Race

- Friday October 10th - Vehicle Showcase & Send-off Party 8-12pm at Shipyard Labs
- Saturday October 11th: Race Starting Ceremony 10am at Shipyard Labs

On the road – Experience the Race while it happens

- Checkpoint monitors
- Camp hosts
- Road support
- Las Vegas
- Reception committee

-Awards ceremony

All enthusiasts' welcome.

Contact:

Jess
jess@jesshobbs.com

Jake
jake@escapefromberkeley.com
Shipyards Labs Open Shop Weekends

-September 20&21st
-September 27&28th

The next two weekends will be open shop weekends at Shipyards Labs. The rally is coming up quickly so the shop should be very active. These are excellent times to drop by if you are interested in volunteering. Come on over to learn more about the race.


Also visit the [Volunteer](#) page for information about campsites and checkpoints along the route.

Escape From Berkeley at "How Berkeley Can You Be" Festival

0 Comments Published September 17th, 2008 in Events

Epic Arts in partnership with The University Ave Association proudly presents the 13th Annual

HOW BERKELEY CAN YOU BE!?



FREE!

SUNDAY SEPTEMBER 28th, 2008

PARADE 11am-1pm : University Ave
FESTIVAL Noon-5pm : Civic Center Park

ArtCar Fest + Music + Dance + Floats + Arts & Crafts
Kids Stage + International Foods + Beer Garden & More!

Live Music Featuring:

SILA & THE AFROFUNK EXPERIENCE + STEVE PILE BAND
WAYWARD MONKS + EVIL EYE BELLYDANCE

www.HowBerkeleyCanYouBe.com

Come drop by and visit us at the upcoming How Berkeley Can You Be Festival on September 28th. Its "the worlds zaniest parade followed by an all-day festival in the park." It promises to be a good time. Come and learn more about road rallies and alternative energy in the context of a Berkeley-wide green event. [Click here for directions and more information.](#)

[« Previous Entries](#)

Search Blog

Meta

- [Login](#)
- [Valid XHTML](#)
- [Valid CSS](#)
- [WordPress 2.3.3](#)

• Blogroll

- [Shipyards Labs](#)
- [Shipyards Labs You Tube](#)
- [What I am up to](#)

Categories

- [Events](#) (1)
- [Monthly Open Shop](#) (4)
- [Uncategorized](#) (14)

Latest Posts

[RSS](#)

- [Race Kick-off and Vehicle Show Case October 10th, 2008, 8 to Midnight](#)
- [Join us along the route](#)
- [James Watt Memorial VIP Dinner - Friday](#)

October 10th -
SOLD OUT

- A 3 Day Competition for Alternatively Fueled Vehicles
- The Green Team in the News
- Prisoners Of Petroleum - Mother Earth News Blog
- Vehicle Showcase & Send-off Party OCTOBER 10th
- The Route
- Interested in being part of this unique event?
- Escape From Berkeley at "How Berkeley Can You Be" Festival



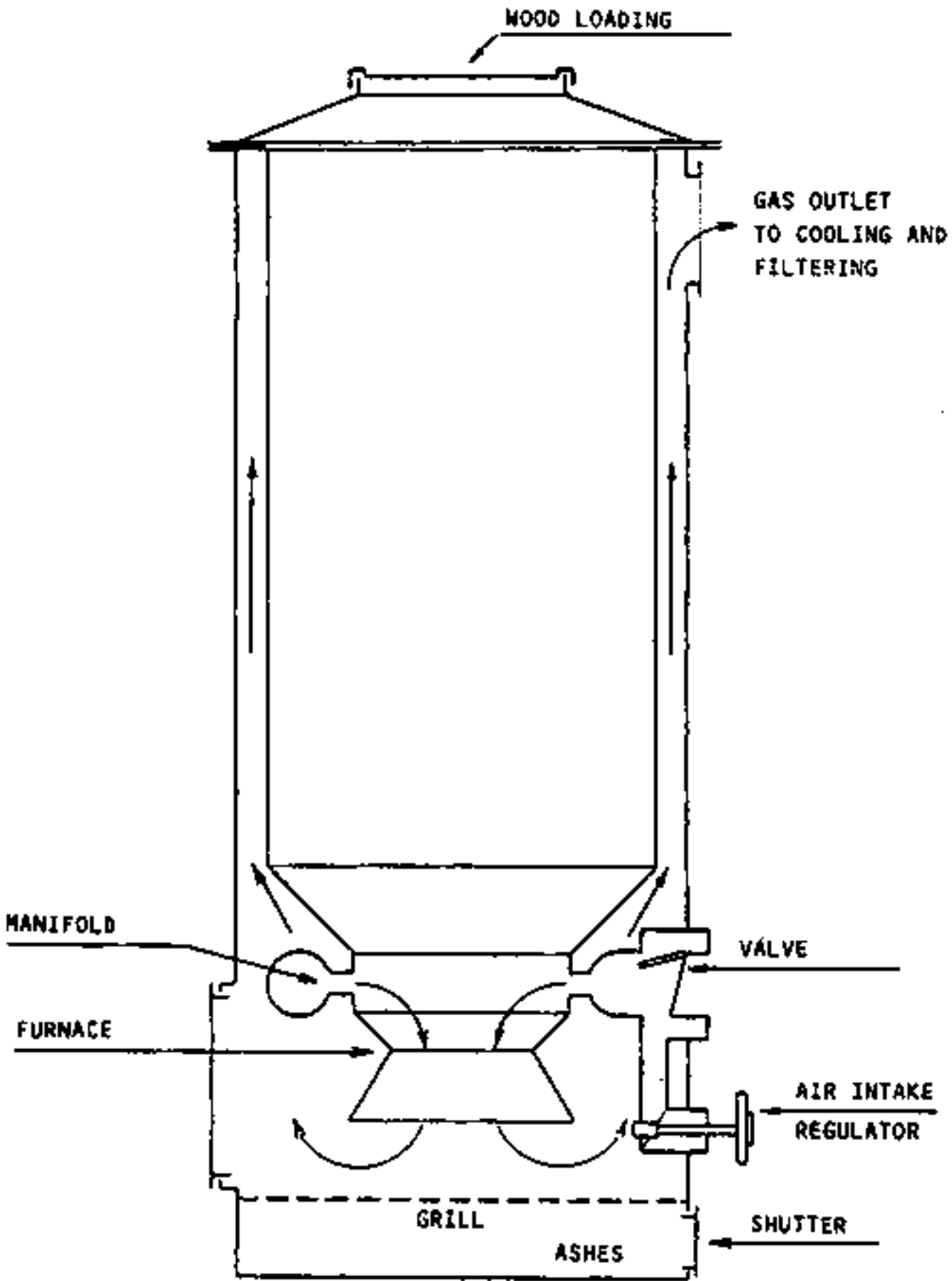


Table 5-2. Imbert Nozzle and Hearth Diameters

d_r/d_h	d_h mm	d_r mm	d_r' mm	h mm	H mm	R mm	A No.	d_m mm	$\frac{A_m \times 100}{A_h}$	$\frac{d_r}{d_h}$	$\frac{h}{d_h}$	Range of Gas Output		Maximum Wood Consumption	Air Blast Velocity
												max. Nm ³ /h	min. Nm ³ /h	kg/h	Vm m/s
268/60	60	268	150	80	256	100	5	7.5	7.8	4.5	1.33	30	4	14	22.4
268/80	80	268	176	95	256	100	5	9.0	6.4	3.3	1.19	44	5	21	23.0
268/100	100	268	202	100	256	100	5	10.5	5.5	2.7	1.00	63	8	30	24.2
268/120	120	268	216	110	256	100	5	12.0	5.0	2.2	0.92	90	12	42	26.0
300/100	100	300	208	100	275	115	5	10.5	5.5	3.0	1.00	77	10	36	29.4
300/115	115	300	228	105	275	115	5	11.5	5.0	2.6	0.92	95	12	45	30.3
300/130	130	300	248	110	275	115	5	12.5	4.6	2.3	0.85	115	15	55	31.5
300/150	150	300	258	120	275	115	5	14.0	4.4	2.0	0.80	140	18	67	30.0
400/130	130	400	258	110	370	155	7	10.5	4.6	3.1	0.85	120	17	57	32.6
400/150	135	400	258	120	370	155	7	12.0	4.5	2.7	0.80	150	21	71	32.6
400/175	175	400	308	130	370	155	7	13.5	4.2	2.3	0.74	190	26	90	31.4
400/200	200	400	318	145	370	153	7	16.0	3.9	2.0	0.73	230	33	110	31.2

Variables not given in figure are defined as follows:

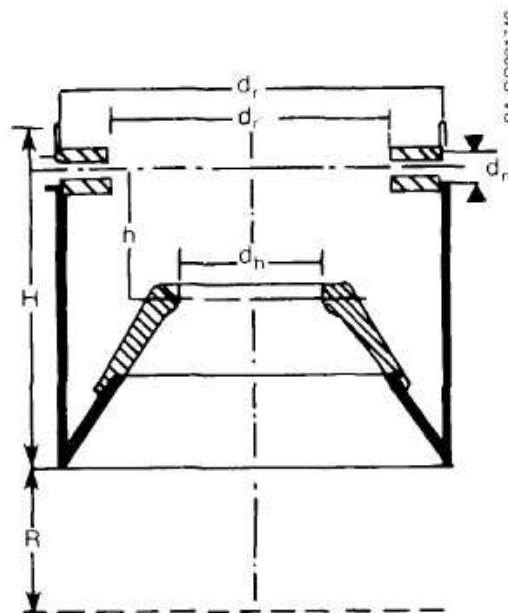
d_m = inner diameter of the tuyere.

A_m = sum of cross sectional areas of the air jet openings in the tuyeres.

A_h = cross sectional area of the throat.

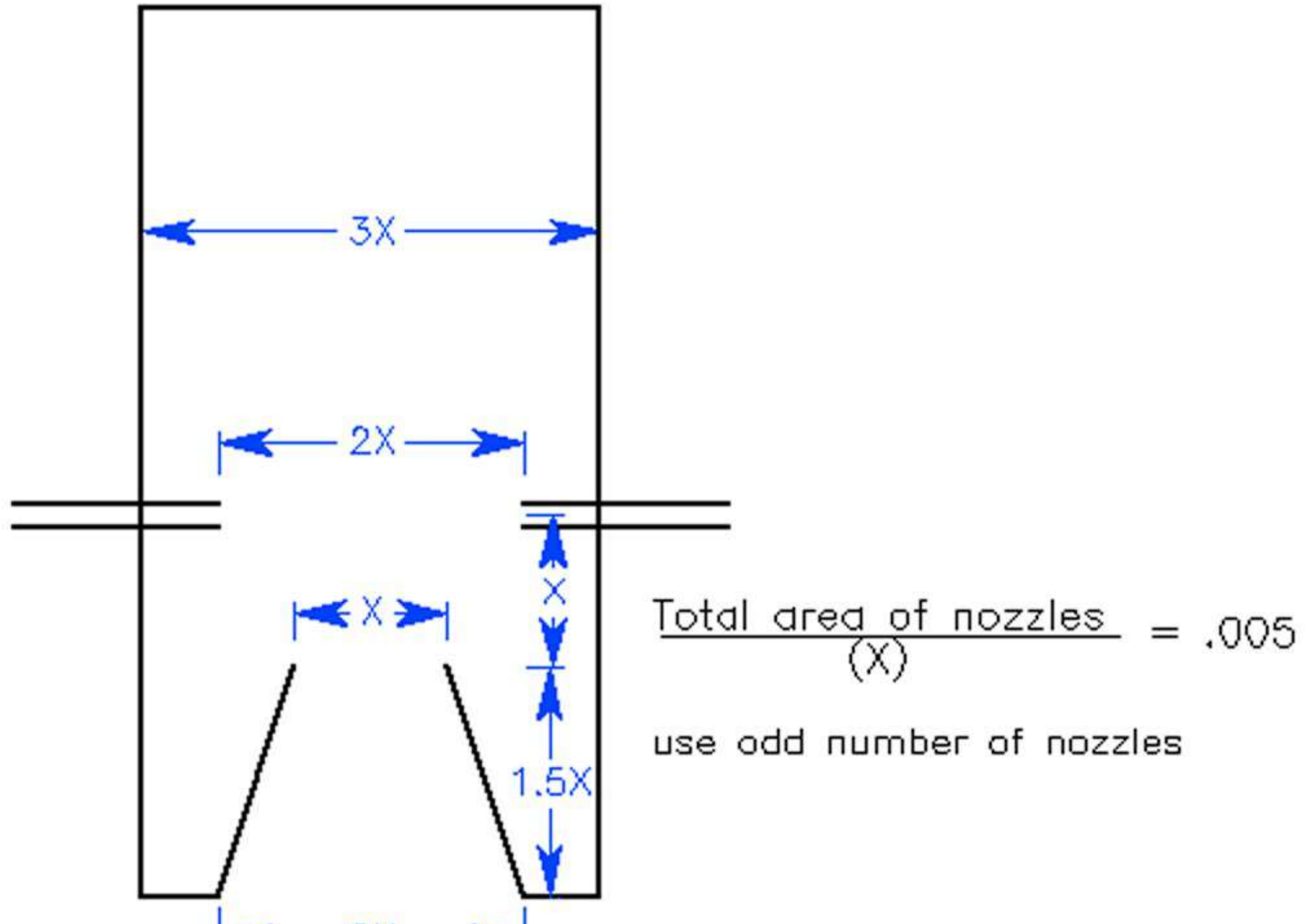
A = number of tuyeres.

Source: Kaupp 1984a, Table 5; Fig. 75.



General Proportions for Inverted V Hearth Downdraft Gasifier

(see charts for more detailed dimensions and variations)





ALL Power Labs June 16, 2008

Fire Tube Dimensions for Stratified Downdraft / Open Core Gasifier

(from FEMA Simplified Wood Gas Generator: LaFontaine, Zimmerman, p. 74, Table 2-2)

Inside diameter (inches)	Minimum length (inches)	Engine power (horsepower)	Typical engine displacement (cubic inches)
2 ^a	16	5	10
4 ^a	16	15	30
6	16	30	60
7	18	40	80
8	20	50	100
9	22	65	130
10	24	80	160
11	26	100	200
12	28	120	240
13	30	140	280
14	32	160	320

^aA fire tube with an inside diameter of less than 6 in. would create bridging problems with wood chips and blocks. If the engine is rated at or below 15 horsepower, use a 6-in. minimum fire tube diameter and create a throat restriction in the bottom of the tube corresponding to the diameter entered in the above table.

Table 1.10. Combustion characteristics of fuels* (See also Tables 1.7, 1.9, 2.1, 2.12, and 3.1)

Fuel	Minimum ignition temp, F/C	Calculated flame temperature, † F/C		Flammability limits % fuel gas by volume		Maximum flame velocity, fps and m/s		% Theoretical air for max. flame velocity
		in air	in O ₂	lower	upper	in air	in O ₂	
Acetylene, C ₂ H ₂	581 ^c /305	4770/2632	5630/3110	2.5	81.0	8.75/2.67	—	83
Blast furnace gas	—	2650/1454	—	35.0 ^h	73.5	—	—	—
Butane, commercial	896/480	3583/1973	—	1.86	8.41	2.85/0.87	—	—
Butane, n-C ₄ H ₁₀	761/405	3583/1973	—	1.86	8.41	1.3/0.40	—	97
Carbon monoxide, CO	1128 ^c /609	3542 ^h /1950	—	12.5 ^f	74.2 ^f	1.7/0.52	—	55
Carbureted water gas	—	3700/2038	5050/2788	6.4	37.7	2.15/0.66	—	90
Coke oven gas	—	3610/1988	—	4.4 ^f	34.0 ^f	2.30/0.70	—	90
Ethane, C ₂ H ₆	882 ^c /472	3540/1949	—	3.0	12.5	1.56/0.48	—	98
Gasoline	536 ^f /280	—	—	1.4	7.6	—	—	—
Hydrogen, H ₂	1062 ^c /572	4010/2045	5385/2974	4.0	74.2	9.3/2.83	—	57
Hydrogen sulfide, H ₂ S	558 ^f /292	—	—	4.3	45.5	—	—	—
Mapp gas, C ₃ H ₄ ‡	850/455	—	5301/2927	3.4	10.8	—	15.4/4.69	—
Methane, CH ₄	1170 ^c /632	3484/1918	—	5.0	15.0	1.48 ^a /0.45	14.76/4.50	90
Methanol, CH ₃ OH‡	725/385	3460/1904	—	6.7	36.0	—	1.6/0.49	—
Natural gas	—	3525 ^g /1941	4790 ^g /2643	4.3	15.0	1.00/0.30	15.2/4.63	100
Producer gas (See Part 3)	—	3010/1654	—	17.0 ^f	73.7	0.85/0.26	—	90
Propane, C ₃ H ₈	871/466	3573/1967	5130/2832	2.1	10.1	1.52/0.46	12.2/3.72	94
Propane, commercial	932/500	3573/1967	—	2.37	9.50	2.78/0.85	—	—
Propylene, C ₃ H ₆	—	—	5240/2893	—	—	—	—	—
Town gas (Br. coal) ^d	700/370	3710/2045	—	4.8‡	31.0	—	—	—

* For combustion with air at standard temperature and pressure. These flame temperatures are calculated for 100% theoretical air, dissociation considered. Unless otherwise noted, data is from Reference 1.i.

† Flame temperatures are theoretical—calculated for stoichiometric ratio, dissociation considered.

‡ From private communications.

Small letters refer to references at end of Part 1.

the Algae Lab

at The Shipyard in Berkeley, CA

The Lab

Algae

People

Workshops

Volunteer

Home

It's a fact. Food, fuel, fertilizer, fresh water, and arable land-- all are running out.

But there is a crop that can grow in salt water, on true waste land, creating all the products we need by eating greenhouse gases and water water. And can grow 100x faster than conventional crops.

Algae! A truly green crop for a sustainable future.

We are the Shipyard algae lab community.

We have created the world's first community algae lab for the development of open-source, DIY-oriented algae technology, to facilitate the co-operative pursuit of this new form of agriculture -- and we invite *you* to come learn how to raise algae and transform them into exciting products!

Whether you are looking for a job in the exploding algae biofuels field, or thinking about creating your own farm, we can help you get up to speed!

We have created an independent, non-profit algae laboratory for teaching and research using low-cost, widely-available materials, and we would love to teach you how! Get on board with this exciting, expanding field that's truly "green"!

[Hands-on Weekend Algaculture Workshop](#)

October 18-19, 2008

[Video from our
August 10th Lab Opening!](#)



Gasifier Experimenters Kit


- [Index](#)
- [Previous](#)
- [16 of 37](#)
- [Next](#)

© Jim Mason
































































Temperature Profile of GEK v0.9 Downdraft with air preheating / gas cooling heat exchanger

Inverted V-Hearth configuration, 2.5" reduction constriction
Running at 1-1.5" H₂O vacuum across reactor
1/2 walnut shells at @15% moisture content

Air In:

1. 25C (atmospheric air)
2. 300-350C
3. 450-500C
4. 550-625C

Combustion Zone

5. 1000-1250C



Reduction Zone

6. 700-800C
7. 600-650C

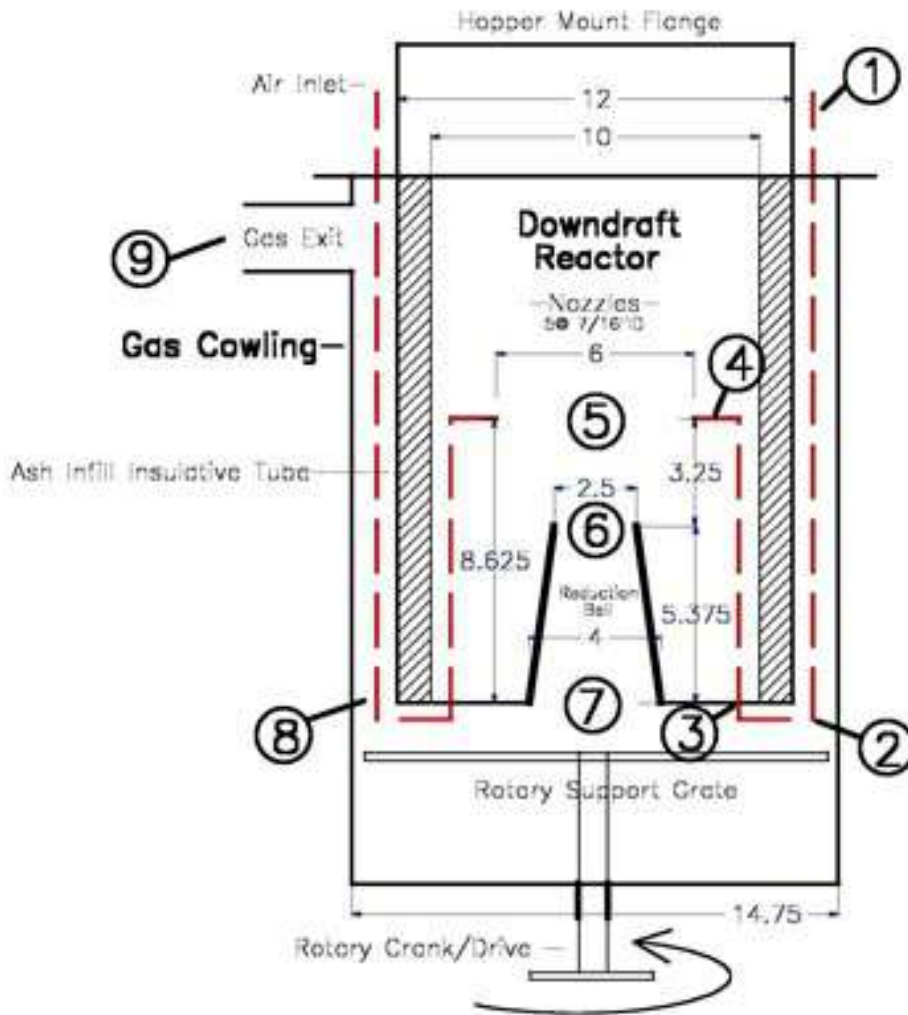
Gas Out:

8. 350-450C
9. 100-175C

(50-75C after cyclone/filter/blower)



Temperature Profile of GEK v0.9 Downdraft with air preheating / gas cooling heat exchanger



Inverted V-Hearth configuration, 2.5" reduction constriction
Running at 1-1.5" H₂O vacuum across reactor
1/2 walnut shells at @15% moisture content

Air In:

1. 25C (atmospheric air)
2. 300-350C
3. 450-500C
4. 550-625C

Combustion Zone

5. 1000-1250C

Reduction Zone

6. 700-800C
7. 600-650C

Gas Out:

8. 350-450C

Gas Out:

8. 350–450C


9. 100–175C

(50–75C after cyclone/filter/blower)











Gasification NYE 2006

-
- 1
- 2
- 3
- *Next*

gasifier
v1.0



© Jess Hobbs 2006

Sept, 08. See updated gasifier at: [Gasifier Experimenters Kit \(GEK\)](#)

Gasified 5kw generator: coffee, sawdust, wood pellets, cardboard and other solid biomass to electricity.

The photos below are of the V2.0 gasifier I made from an junk air compressor double tank, and a variety of other obtainium around the shop. I am using this as a learning rig, with no intended end use other than learning about gasifiers through building them.

The plan is to build small versions of each of the main 4 types of gasifiers on the same frame, of approximately the same size, allowing for easy comparison between the types. Currently there is an updraft gasifier on the left (grateless design) and a stratified downdraft on the right. In the coming weeks there wil be a cross-draft and fluidized bed added to the same fame. In these pictures, we are running the downdraft version on the right. Pictures from the previous updraft one (V1.0) are [findable here](#). The previous one generated gas for an air burst type flamethower.

The goal with these units is very quick iterative building, using only junk at hand and a few readily findable parts at home depot. My rule was i could only use things i already had around the shop, or could expect to find at the local auto junkyard, or on the shelves of home depot. No McMaster Carr orders. No fully integrated heat recycling embedded processor temp and O2 sensor metering and and feedback modulation. That will come later . . .

Thus I started with a junk 2x air compressor tank and welded various plumbing fittings into it for the gas inlets and outlets. The grate in the downdraft is cut from a chappati flipper stainless steel spatula I bought at local Indian spice store (that was cheating, i know, but it was perfect).

The "cyclone" is a 10 gal metal bucket that was borrowed from the local gas station. I've used a hammer smashed flex exhaust pipe to try to get a little cyclone circulation without having to fabricate the taper. The filter in the top is from a shop vac.

The cooler/condensor is a car radiator.

The piping is a combination of flex exhaust pipe, hydraulic hose, home vacuum tubing, and duct tape.

The fan is a small shop vac run on a variac (light dimmer) so i can alter the gas flow to see the related effects.

The generator is a standard generac type 5kw briggs and stratten type gas generator. The grinder in the pictures below is running off it while on woodgas.

The woodgas carb is the existing briggs and stratton carburetor, with a ball valve restrictor added to the air intake of the carburetor. Adjusting the resistance on the air intake allows varying the vacuum on the gasifier and thus gas:air mixture until it is proper (about 1:1). The existing butterfly plate in the carburetor continues to be the throttle, with the existing generator governor controlling engine speed.


The unit is started on gasoline with the regular carburetor, then the fuel cock is shut off. As the engine runs out of gas, the air restrictor ball valve is adjusted to start pulling gas from the gasifier. The transition is fast and a little rough, but can be smoothed out by keeping the choke about half way shut..

The gasifier is prestarted and wamed up with the shop vac.

These are pictures are not great, but there will be more soon.

Pictures from V1.0, which was run on NYE 06/07, are [findable here](#).


















































































Sept, 08. See updated gasifier at: [Gasifier Experimenters Kit \(GEK\)](#)

[Home](#)

The Basics

- How it works
- History (and Future)
- Biomass as Solar Energy
- Pathways of Biomass Conversion

[Workshops](#)

[The Mechabolic](#)

[Hypothesis](#)

The Science of Gasification

- Four Core Processes
- How a Match Burns
- Product Gas/Char Variability

Fuel from Waste Biomass: *Experiments in Pyrolysis, Gasification and Combustion*

Gasification is the general term used for processes where heat is used to transform solid biomass into a "natural gas like" flammable fuel. Through gasification, we can take nearly any solid biomass waste and convert it into a clean burning, carbon neutral, gaseous fuel. Whether starting with wood scraps or coffee grounds, municipal trash or junk tires, the end product is a flexible gaseous fuel you can burn in your gasoline engine, cooking stove, heating furnace and/or flamethrower. Apply a little additional effort and various liquid and solid fuels are possible too.

Sound impossible?

Biomass Fuel
Variability
Terra Preta

Gasifier Types

4 Problems, 1000

Solutions

Updraft

Downdraft

Crossdraft

Fluidized Bed

Top Lit Updraft

(TLUD)

Entrained Flow

Kalle

Mason

Demos and Experiments

[Quadrafire \(4 in 1\)](#)

[Gas-can-o-fire](#)

[Cigifier](#)

Toilet

[GMC truck](#)

How to Build a Gasifier

One Minute Designs

One Hour Designs

One Day Designs

One Weekend Designs

Design Your Own

Sizing Calculator

Other Designs Online

Full Gasifier Systems

What is Needed

Particulate Filtering

Coolers/Radiators

Well, over one million vehicles in Europe ran onboard gasifiers during WWII to make fuel from wood and charcoal, as gasoline and diesel were rationed and/or unavailable. Long before there was biodiesel and ethanol, we actually succeeded in a large-scale, alternative fuels redeployment. That redeployment was made possible by the gasification of waste biomass, using simple gasifiers about as complex as a traditional wood stove.

Gasifiers are easily reproduced (and improved) today by DIY enthusiasts, using simple hammer and wrench technology. The goal of this site is to show you how to do it.

But a small warning before you start. . .

Those who venture into the realms of pyrolysis, gasification and combustion, seldom re-emerge unscattered (if they ever re-emerge at all). For soon after the heat is applied, the LEGO box of organic chemistry always unwraps itself, and pieces start falling out all over the floor. Through we are given only three easy pieces with which to work, (carbon, hydrogen and oxygen), the potential "solutions" to the puzzle are near limitless. Most soon find themselves deep in wondering about the elegance of the carbon based energy system, as well as the many ways in which a gasifier can be designed to transact the puzzle pieces towards a multitude of desired end products.

May the reassembly be for you, as deeply revealing of the larger biological and energy systems around us, as it has been for me.

Overview

Carburetors

Plumbing

Engine Modifications

Fuel Pre-processing

Technical Resources

Gas Charts

Flow and Sizing

Tables

Common Conversions

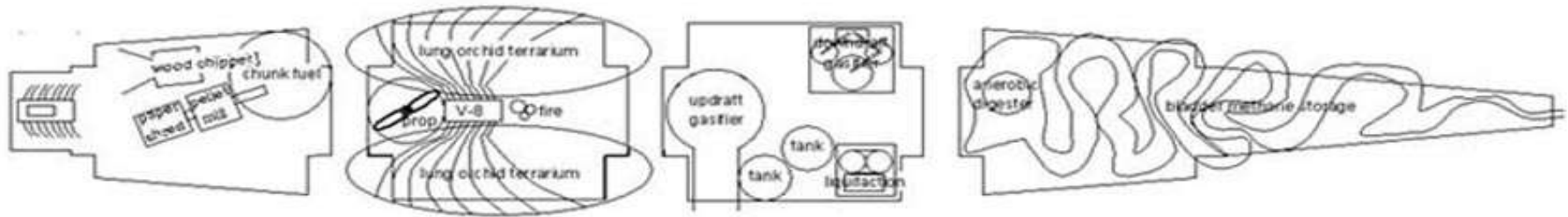
Sizing Calculator

Test Equipment

etc

etc

Links



The Mechabolic Hypothesis: Cyborg Speculations in Machine Metabolism

[Home](#)

Project Description

[Overview](#)

[Technology](#)

[Physical Specifics](#)

[Drawings](#)

[People](#)

[Workshops](#)

(the mechabolic hypothesis started from a series of email exchanges in the fall and winter of 06. excerpts from the conversation are copied below.)

Sent: 9/21/06

From jim mason

To: xxxxxxxx

Subject: a thesis?

Philosophy

[Motivation](#)

[Mechabolic Hypothesis](#)

. . . which begs a thesis i have been playing with for a couple months. i think you might find it curious. here's the gist.

Logistics

[Budget](#)

[Safety](#)

[Timeline](#)

[Clean Up](#)

[Contact](#)

the more i play with all the biomass based fuel things and their related combustion machines, the more i'm realizing all this as the third leg of the grand artificial life project of replicating ourselves: the other two being mechanical robotics and AI as digital machine intelligence/cognition.

this bio immitative metabolic project is seldom called out as such, but it is the core project of the history of development of heat engines, and the various fuels that have been used to power them. all of which are ultimately solar radiation endothermically sprung into cabrohydrates/hydrocarbons, which are then unspring exothermically through oxidation back to heat and co2. which then is restructured back into biomass again through photosynthesis.

whether food or fuel, animals or engines, it is the same chemical process, partaking of the same inputs, exhaling the same exhausts. fuel, machines and fire as the synthetic forms of food, body and respiration. hmmm . . . sounds like an up and coming burning man theme, minus the green-meanie thing . . .

oddly, the early part of the history of immitating the animal respiration with mechanical heat engines was fed with mostly biomass sources- from whale oil to veg oil to wood manufactured gaseous fuels to sweage digested methane. only very late in the project did underground petro based stuff become viable and so densely sourced that all the rest was soon forgotten, and its bio immitative origins concealed. which oddly, is all that is reappearing currently as we have found various issues with petro sourced hydrocarbons and are working to reorient our machines of artifical respiration towards other sources of oxidation ready input.

so somewhere in all of this, the project to save the world seems to be some sort of artistic mashup of the man/machine metabolic/pyro soup with the general aesthetic and pleasures of 50/60s gearhead hotrod culture. and big fire art of course, fed with esoteric organic fuels. biotech not as a medical idiom or project of physical flesh syn architecture, but as a play and creative engagement with the sensual pleasures of mechanical metabolism, fire and noise, as manifested through the v-8 and its fuel/food preps.

all in all, this alt energy thing really shouldn't be a hippie ludditite green narrative of sin and renunciation of consumption, but rather a geek hack project of manipulating artificial life machines and their variable bio/syn fuels. a lego code hack of organic chemistry. ingesting municipal trash, tires, wood waste and agricultural debris to produce the usual heat to mechanical energy to electrical energy that has fueled most of the gig for the last century, but mostly invisibly, and without much concern for the larger cycles in which this energy exchange partakes.

i'm finding the positive artificial life play with the wild diversity of carbon transactions, reckoned through big machines and fire, to be vastly more interesting than any environmental narrative of guilt and sin i've yet to hear. that all this should be drag racing and open source code hacking in the service of creative play, self-expression and general competitive customization, done in social ground up

collaboration, rather than all that it is currently.

thus the all power network and a gasifier fueled edsel bonneville land speed record attempt and 1600gal of matthew barney vasoline powering a container camp squat art space in berkeley.

you see anything here?

do you think any of this has legs?

j

9.21.06

later restatement of the above

i'm starting to see all this alt fuel thing as really an artificial life endeavor. the third leg of the grand arc engineering project of replicating and elaborating the human animal. but a third leg we oddly never call out as such.

mechanical engineering has broadly been the replication and expansion of the physical body. artificial intelligence the replication and expansion of cognition. with both now together as robotics. seems that heat engines and their varied fuel preparations are the artificial metabolic system that powers all this. without metabolism through oxidative respiration, there is no life. nor is there heat to mechanical energy to electrical energy, which powers all industrial process. this oxidative metabolism is what powers all bio physical and cognitive entities. but the synthetic forms of this metabolism are largely ignored as a major challenge of artificial life endeavors.

i'm starting to see power engineering as nothing other than the replication and expansion of the organic chemistry of life. all biomass based energy work is imitative of the natural transactions around carbon and hydrogen, ultimately fueled by solar radiation. petroleum was an easy way to ignore it and just input ready made products from ancient and dense underground sources (which were at one time solar energy packed and stored into the form of carbohydrates). sustainable biomass sources require engagement with

contemporary carbon and solar transactions- whether through their forms of photosynthesis to carbohydrates to animal respiration, or through the gasifier/digestor preparations of hydrocarbons to combustion to mechanical energy to electrical energy.

somehow i think there is art here. but haven't quite figured it out yet. though i think it looks somehting like this . . .

here's a musing from the shipyard list today about such that i though you might enjoy.

from the shipyard list:
subject: scented fuels
date: today

continuing on the idea of "fuel is food" for the metabolic needs of our artifical life machines. injesting the same hydrocarbons/carbohydrates that we do, exhaling the same co2 and h2o as we do. all of which goes round and round in the fabulous organic chemistry of life. with solar radiation providing the power to endothermically restructure the C and H into better sprung forms, so we can "burn" it again, exhaling heat and co2 and h2o again. reminding us yet again that the world is on fire. and man and machine burn through largely the same respiratory process, through largely the same chemical transformations. (the gasifier being the stomach in all this. the v-8 being the lungs and blood.)

but as we don't treat our "energy needs" as a raw energy problem, but rather as the creative idiom of "cuisine" in all its forms, whereby we find sensual pleasure, sociality, relationship to land and distant cultures, etc etc, it seems that we should show our machines the same respect, and enjoy the pleasures of better fuels with them, instead of suffering with the junk we usually feed them. that as we power ourselves with pleasure, we should also power our machines with pleasure. we could all eat gruel and live. but who does? no one.

therefore it seems there is an opportunity in the biodiesel industry to sell scented fules. fuel alcohols as well.

imagine that when you were buying your biodiesel, you had a choice of "indian", "thai", "italian", "sushi", etc. that you could choose the oil base of the fuel you were buying, and have to pay differently depending on what it was, and how pleasant it is to smell while you are driving. instead of different octane grades, you have choices of smell. with all the jokes and play that follows.

smell is one of the few direct sensory returns from fuel, other than ones in the imagination (which maybe are mostly of interest to me), so smell seems the place to differentiate them.

the smell industry is giant. the car customization industry is giant. as soon as there is opportunity for vanity and distinguishing oneself through customization, people will pay. and in doing so often pursue things of greater quality and creativity in the process.

which is the critical turn we need to make with fuels.

fuel should not be an invisible need fulfillment problem. a zero sum game of solving a problem so we can forget about it, only concerned with economic optimization. but rather relearning it as an expressive medium, whereby we can get past zero and into other areas of interest with it. pleasure, play, learning, humor, community, etc.

and thereby release fuels from their raw btu/\$ calculus, and open them into a realm where much more than btus are being transacted. when was the last time you saw food in the market costed by the calorie? i've never seen a food label that said, "these noodles are 10cal/cent." which is essentially how we label the food for our mechanical animals.

it seems to me that the personal meaning and opportunities of fuel for our machines are as rich as food for ourselves- which long ago left the realm of raw starch and burned meat.

but currently there is no where to buy such "otherwise" distinguished fuels. hmmm . . .

j

Sent: 12/20
From: Nesdon booth
Subject: Re: the mechabolic project

Maybe it will need to be scaled back, but I really think the idea of trying to make energy policy more comprehensible by modeling it as metabolism is truly inspired. I look at the way we cut our power consumption in the yard when the pEEfomatic was installed, and how that feedback of systems that we normally keep invisible is a powerful interpretive tool to understand and control them. And this project which models machine energy conversion as biologic metabolism anabolism and catabolism is just such a tool.

...

It is Gaia theory that I imagine in all this. Gaia gets a bit of a bum rap from the scientific community as it was so quickly taken up by the oobie doers, and Lovelock hit the metaphor of one global cell a bit too hard. But his idea for Gaia came out of his work for the Viking Mars Landers. He worked on ways to distinguish between biological and geological chemical processes. It is interesting that the results from Viking are still ambiguous.

His central epiphany was that our atmosphere is extremely unstable chemically, and by all rights should have evolved to very stable atmospheres like Mars and Venus both have. But ice cores and other data all suggest that our atmosphere has been incredibly stable over a very long period, in fact more stable than many of the important inputs, such as insolation, which vary in both short and long term trends would suggest. His inevitable and I think correct conclusion was that collectively, life on earth has coevolved with the soil and the atmosphere to form a homeostatic system whereby crucial compounds are maintained at optimum levels for the continuation of life. This is surprisingly analogous to what living things in fact do within their tissues. It does look very much like the global ecosystem functions in many ways like a single large organism.

He suggested a thought experiment he called Daisy World, whereby populations of daisies (good old asteraceas) with white and black individuals might evolve to vary the proportion of white to black to compensate for the historic change in insolation (a star's output grows steadily over time, up to a point) by altering the albedo (more black and more heat is absorbed, more white and more heat is reflected) and thereby maintaining a constant pro-daisy local temperature.

In unfathomably complex ways we all collaborate (I think the soil bacteria and phytoplankton still have a little edge on us, but not for long) to make this world inhabitable. All of the engines we have built, we have built essentially as cyborgs, to augment our natural human functions. Since they are all conceived in this anthropomorphic process, and then must function within this lifelike global ecosystem, they are fairly literally part of the metabolic functions of Gaia.

That's why I think this Mech-A-Bolic thing is such a damned good idea. I'm not sure how to make it doable. I will certainly put my rhetorical shoulder against the Borg wheel and help however else I can.

Nesdon

Sent: 12/20/06
From: jim mason
Subject: the cyborg gaia idea

also remember, the system being suggested in all this is not really a single animal organism, but the larger marco-metabolism of solar energy and co2 through photosynthesis to carbohydrates to heat, motion and exhalation of co2 back into the atmosphere, so that solar radiation can start it again. a giant planetary system of power conversion, driven by the sun.

that is the larger metabolism of interest here. with our industrial machines and fuel preps, we are still rather fragmented in all this. we have the respiration part down near perfect. but our carbohydrate/hydrocarbon preps are a complete mess, as in we take them out of the ground, and don't deal with any contemporary photosynthesis.

and to the degree that we are trying to harvest solar to run this synthetic macro-metabolic machine, we are trying to use pv, which is equally fragmenting of hte larger system. yes, pv is great, but it has little imaginative potential when trying to get our minds around the larger system.

and in absolute terms, the more i read on this, the more i see that the biomass based inputs into our existing MASSIVE infrastructure of synthetic respiratory machines, is what is going to make the biggest dent in all this. not the silver bullet. but likely the most important comonent that can change. well, that and nuclear. all projections for pv are not impressive. about 90% of current energy use on the planet is petro based. yes, even hydro and nuclear is that small. all this petro fuel is burned in machines of synthetic respiration that can already use biofuels with very minor modifications.

1.27.06
From: jim mason

Subject: GMO

the more i listen to the energy debate, the more i hear two strains of cultural bias. one is "go back to nature", which all the associated ludditeism and wishes for a non-consumist, non-stuff based life, and the other is "go forward to artificial life", which is arguing the good of GMO, active hacking of the biosphere, and general technical solutions.

nesdon's previous post about the corollary of the gaia hypothesis, that we are collaborators in the atmosphere, and it has evolved with us. not just humans. but all life. all organic life is part of the larger biosphere organism.

it seems to me that humans, as fundamentally tool making creatures, have made synthetic metabolic machines of such size at this point that we have injected a new type of species into this biosphere. i don't think we can go back to a pre mechanized time. our machines are us. and as we had the power to mess up the atmosphere through them, we also have the power to fix the problems with them. but NOT by returning it to how it was. but rather, by hacking to get to the desired end state.

i'm starting to called this the "mechabolic hypotheis". that global metabolism is now primarily a cyborg entity, as we need to more thoughtfully operate our machines of mechanical metabolism within it.

given thus, we should look around for greenhouse gas mitigating gestures. the one i'm seeing as the biggest lever is methane. methane is like 4x or 5x the effect as co2. if we could reduce methane faster than we are adding problematic co2 from non contemporary sources, we could get to a statis we like better.

the biggest source of methane is all the rotting stuff on the planet, made worse by biodegradable consumer products, and worse of all, hippies composting things. all organic matter put into the ground in these manners, rots and produces large amounts of methane (ch4).

it would be vastly better if we collected up all the waste biomass and "burned" it through thoughtful gasification, mining its energy as it is returning back to the atmosphere as co2, all the while generating a high carbon ash that is a vastly better fertilizer than just organic

mulch. this is the terra preta soils in the aztec amazon.
charcoalized soils. also why things grow so well on volcanos in hawaii.

interestingly, such a char/ash out of gasifiers would allow us to use an already existing global infrasture for carbon sequestration. it is called agriculture.

redistribute the char/ash as fertilizer, burying it in the ground, where it is now out of the atmosphere.

there would be some balance in here where you are reutrning enough better char/ash as fertilizer to replenish the soil, while mining all of its energy that wouldl have otherwise been lost when it just rotted into the ground.

given all this, i believe i can make a sound argument that a systemic approach to gasification is a carbon NEGATIVE energy system. and one that produces heat, power, fuels and fertilizer in the process.

is this bullshit? i think this argument is correct.

can someone help me see where it is wrong?

j









































- [Home](#)
- [The Tour](#)
- [Sign Up](#)
- [Explore](#) 

[Explore Page](#) [Last 7 Days](#) [Interesting](#) [Popular Tags](#) [Calendar](#) [Most Recent Uploads](#)
[Video on Flickr](#) [Explore Analog](#) [World Map](#) [Places](#) [The Commons](#) [Creative Commons](#)
[FlickrBlog](#) [code.flickr](#) [Flickr Services](#) [Do More](#), [Order Prints](#) [Camera Finder](#)

- [Search](#) 
- [Everyone's Uploads](#)
- [Groups](#)
- [Flickr Members](#)
- [For a Location](#)
- [wuonm's Photostream](#)



wuonm's photostream

[Sets](#) [Tags](#) [Archives](#) [Favorites](#) [Profile](#)

pretty lat/long

delicious.error



Yahoo effect?

 All rights reserved

Uploaded on [Dec 14, 2005](#)

[2 comments](#)

 Subscribe to wuonm's photostream – [Latest](#) | [geoFeed](#) | [KML](#)




You [Sign in](#) | [Create Your Free Account](#)

[Explore Places](#) | [Last 7 Days](#) | [This Month](#) | [Popular Tags](#) | [The Commons](#) | [Creative Commons](#) | [Search](#)
[Help](#) | [Community Guidelines](#) | [The Help Forum](#) | [FAQ](#) | [Sitemap](#) | [Help by Email](#)

 [Save to Delicious](#)

- [Home](#)
- [The Tour](#)
- [Sign Up](#)
- [Explore](#) 

[Explore Page](#) [Last 7 Days](#) [Interesting](#) [Popular Tags](#) [Calendar](#) [Most Recent](#)
[Uploads](#) [Video on Flickr](#) [Explore Analog](#) [World Map](#) [Places](#) [The Commons](#)
[Creative Commons](#) [FlickrBlog](#) [code.flickr](#) [Flickr Services](#) [Do More, Order Prints](#)
[Camera Finder](#)

- [Search](#) 
- [Everyone's](#)
- [Uploads](#)
- [Groups](#)
- [Flickr](#)
- [Members](#)
- [For a](#)
- [Location](#)
- [Filmo's](#)
- [Photostream](#)



Filmo's photostream / Tags / gasifier

[Slideshow](#)

 See all [public content tagged with gasifier](#)

What are tags?

You can give your uploads a "tag", which is like a keyword. Tags help you find things which have something in common. You can assign up to 75 tags to each photo or video.







< Prev 1 2 3 4 5 6 Next >

(112 uploads)

 Subscribe to Filmo's stuff tagged with gasifier – [Latest](#) | [geoFeed](#) | [KML](#)



You [Sign in](#) | [Create Your Free Account](#)

[Explore Places](#) | [Last 7 Days](#) | [This Month](#) | [Popular Tags](#) | [The Commons](#) | [Creative Commons](#) | [Search](#)

[Help](#) | [Community Guidelines](#) | [The Help Forum](#) | [FAQ](#) | [Sitemap](#) | [Help by Email](#)

 [Save to Delicious](#)

a **YAHOO!** company [Flickr Blog](#) | [About Flickr](#) | [Terms of Use](#) | [Your Privacy](#) | [Copyright/IP Policy](#) | [Report Abuse](#)

[繁體中文](#) | [Deutsch](#) | [English](#) | [Español](#) | [Français](#) | [한글](#) | [Italiano](#) | [Português](#) Copyright © 2008 Yahoo! Inc. All rights reserved.

This is a low density gas it won't explode

-
- 1
- 2
- *Next*





© jess hobbs 2007

and F. P. Zimmerman, Oak Ridge National laboratory, Energy
Division FEMA Interagency Agreement Number: EMW-84-E-
1737 Work Unit: 3521 D

for:

Federal Emergency Management Agency Washington, D.C. 20472

"This report has been reviewed in the Federal Emergency
Management Agency and approved for publication. Approval does
not signify that the contents necessarily reflect the views and
policies of the Federal Emergency Management Agency." Date
Published: March 1989 APPROVED FOR PUBLIC RELEASE:
DISTRIBUTION UNLIMITED

Prepared by:

Oak Ridge National laboratory Oak Ridge, Tennessee 37831-6285
for the U.S. Department of Energy

[\[Introduction\]](#)

[\[Contents\]](#)

[Maila Markus Almroth.](#)

tel: 060-61 88 85

gsm: 070-310 17 70

fax: 070-612 56 07



Sept, 08. See updated gasifier at: [Gasifier Experimenters Kit \(GEK\)](#)

[Home](#)

The Basics

How it works

History (and
Future)

Biomass as Solar
Energy

Pathways of
Biomass

Conversion

[Workshops](#)

[The Mechabolic](#)

[Hypothesis](#)

**The Science of
Gasification**

Power Exchange Gasification Workshops

Next workshop: Friday and Saturday,
May 4 and 5

Gasification Lecture and Demo: Friday 7:30-9

Build Day: Saturday 10am - 6pm

Cost: \$50-100 (sliding scale)



Four Core
Processes
How a Match Burns
Product Gas/Char
Variability
Biomass Fuel
Variability
Terra Preta

We are holding a series of workshops this spring and summer to experiment with DIY gasification. The workshops are formally in support of the Mechabolic art project for Burnig Man 07 (<http://whatiamupto.com/mechabolic/index.html>), but we invite anyone with interest in pyrolysis and gasification to join us. The workshops start with a talk presenting the science behind gasification, along with a summary of its design and social history: past, present and future. The following day is a 8 hour build day to convert a vehicle or other combustion device to woodgas operation. We welcome your vehicle, lawnmower, generator, etc for conversion.

Gasifier Types

4 Problems, 1000
Solutions
Updraft
Downdraft
Crossdraft
Fluidized Bed
Top Lit Updraft
(TLUD)
Entrained Flow
Kalle
Mason

The pictures and report from the first gasification workshop are here:
<http://whatiamupto.com/gasification/woodgastruck.html>

The workshops intend to enable the conversion to woodgas of various artcars and fire effects for the Burning Man event, with fuel being processed and distributed by the Mechabolic installation. Our goal is 10-20 vehicles running woodgas in one place, fed by fuelstocks prepared from various wastes at the event. Our feedstock will be primarily coffee grounds, dpw waste wood, cafe paper cups, non-white paper trash, junkartwood, etc. A parallel terra preta biochar agricultural effort locally to Gerlach, Nevada will sequester some amount of carbon and ash from the proceedings as fertilizer, for an ultimately carbon negative system intervention.

Demos and

Experiments

[Quadrafire \(4 in 1\)](#)

[Gas-can-o-fire](#)

[Cigifier](#)

Toilet

[GMC truck](#)

So if you are interested in converting a vehicle, generator, pulsejet, flamethrower or other combustion based device to run on solid waste biomass, and leave less greenhouse gas airborne at the end than when you started, we have the workshop for you.

Here are the dates for upcoming workshops.

How to Build a Gasifier

One Minute
Designs
One Hour Designs
One Day Designs
One Weekend
Designs
Design Your Own
Sizing Calculator

may 5th
may 26th
june 16th
june 30th

Participants in workshop #1.

Jim Mason, Jessica Hobbs, Chicken John, Phil Glau, Alec Plauche, Les Young, Bruce Arneson, Steve Nelson, Roger Carr, Eric L. Forsman,

Other Designs
Online

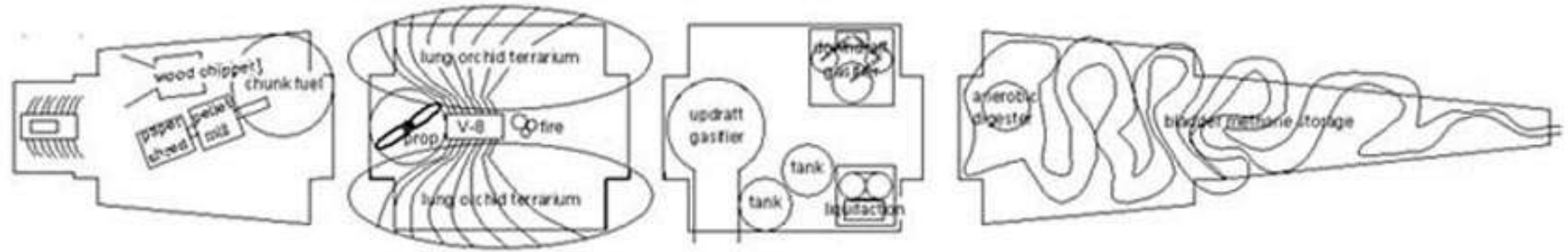
Kiko Almund, Dov Jelen, Caroline Miller, Chris Schardt, Patrick Buckley, Dann Davis, Darrel Licks,

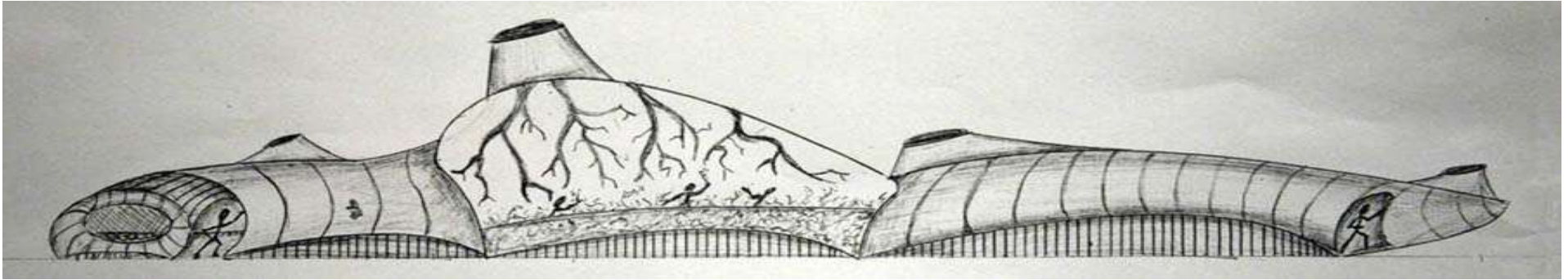
Full Gasifier Systems

What is Needed
Particulate Filtering
Coolers/Radiators
Carburetors
Plumbing
Engine
Modifications
Fuel Pre-processing

Technical Resources

Gas Charts
Flow and Sizing
Tables
Common
Conversions
Sizing Calculator
Test Equipment
etc
etc
Links





The Mechabolic:

Cyborg Speculations in Machine Metabolism

A large-scale installation exploring the bio-imitative nature of our synthetic "metabolic machines", and their related hydrocarbon based fuels/foods

[Home](#)

Project Description

[Overview](#)

[Technology](#)

[Physical Specifics](#)

[Drawings](#)

[People](#)

[Workshops](#)

Philosophy

[Motivation](#)

[Mechabolic Hypothesis](#)

Logistics

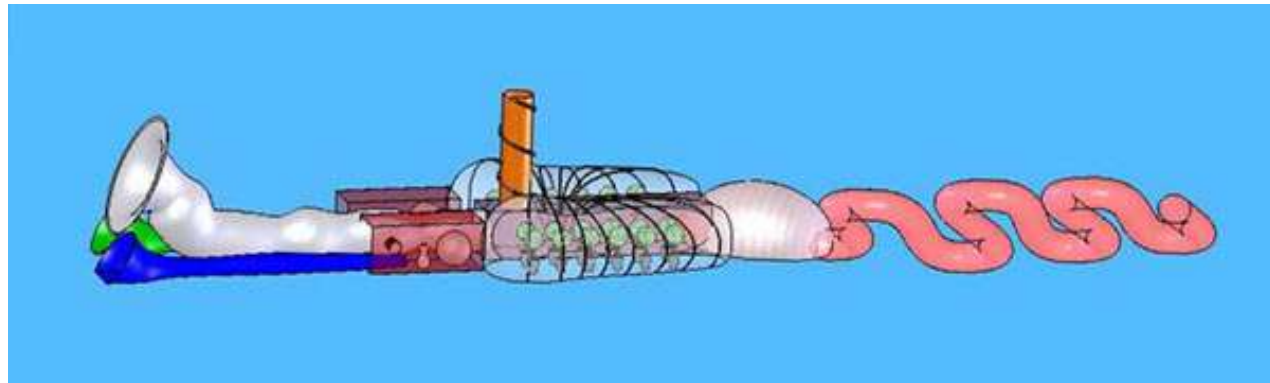
[Budget](#)

[Safety](#)

[Timeline](#)

[Clean Up](#)

[Contact](#)



Principals:


Jim Mason, Chicken John, Dann Davis, Michael Christian

Main Collaborators and Sub-Project Leaders:

*Dov Jelen, Kiko Almund, Jess Hobbs, Brandi Hugo,
Peef Sadow, Darrel Licks, Peter Durand, Jae Rhim Lee*

Project Management:

Babalou



The Mechabolic: Overview

[Home](#)

Project Description

[Overview](#)

[Technology](#)

[Physical Specifics](#)

[Drawings](#)

[People](#)

[Workshops](#)

Philosophy

[Motivation](#)

[Mechabolic Hypothesis](#)

Logistics

[Budget](#)

[Safety](#)

[Timeline](#)

[Clean Up](#)

[Contact](#)

The sculpture:

The Mechabolic project is a large-scale bio-imitative installation of hydrocarbon based fuel production, transformation and consumption. Our goal is to create a fantastical, bio-machine hybrid environment --a burlesque of the "synthetic metabolism" of machines-- recasting internal combustion engines and petroleum fuels as their parallel animal organs and plant generated carbohydrate foods.

As a physical sculpture, the Mechabolic will take the form of an exploded assembly of digestive and respiratory organs, laid out across the desert floor, and mashed up with their associated mechanical metabolic machines (i.e. internal combustion engines, refining gasifiers, anaerobic digesters, liquefiers, process tanks, condensation towers, etc.). All features and functions will be rendered in the aesthetics of human anatomical illustration meets blown V-8 hot rod fetishism.

The Mechabolic will encase these hybrid bio-machine organs in a giant "dinosaur slug" trash scavenging creature- a creature which slithers across the desert in search of waste biomass trash to feed/fuel itself. All ingested trash will be converted to clean biomass foods/fuels using the simple technologies of gasification, anaerobic digestion and Fischer Tropsch liquification. The Mechabolic will re-ingest the resulting foods/fuels to power its own locomotion as well as as a variety of high altitude fire effects.

Interactivity:

The Mechabolic invites participants to walk through the innards of an exploded metabolic animal and contribute their waste paper, wood, coffee grounds and food compost to the fuel

making effort. Participants can watch all fuel/food processing through transparent process tanks and plumbing, as well as handle the feed and fuels at various points in the "refining" process. All in all, a fun house walk-through journey of machine digestion and respiration -- from mouth to anus, oil well to gas tank, trash dumpster to carburetor plenum-- with all the interstitial fun and mysteries of organic chemistry implied therein.

The Mechabolic creature will also function as an odd sort of biological "gas station" in the middle of the desert, collecting, processing and dispensing biomass fuels to power "woodgas" converted art cars. The proposed project includes a series of monthly workshops this spring and summer to convert vehicle engines and generators to "woodgas" operation. These "Power Exchange" workshops will teach the building of simplified downdraft gasifiers, as [recently demonstrated](#) at the Shipyard, which produce a synthetic "natural gas-like" fuel from any solid waste biomass- a gaseous fuel that will run in any gas or diesel engine.

As such, the Mechabolic intends to become a future vision of the ubiquitous "pump n' munch" road side gas station/diner. But in this iteration, a fuel/food stop where artcars congregate to fill up on coffee grounds, chipped wood and pelletized trash, while people stroll through fuel making biological organs, and lounge in a rather unlikely V-8 powered, fire spewing, carbon sequestering, lung shaped terrarium- filled with orchids, ferns, terra preta bio-char, and you.

The Mechabolic Hypothesis:

Our intention with the Mechabolic is recast combustion machines and their related petroleum fuels --the foundations of our industrial energy economy-- as somewhat of a veiled project of artificial life. Where usually a dry technical problem is seen, we want to suggest that what is really at issue here is the the "third leg" of the grand human engineering project of replicating ourselves.

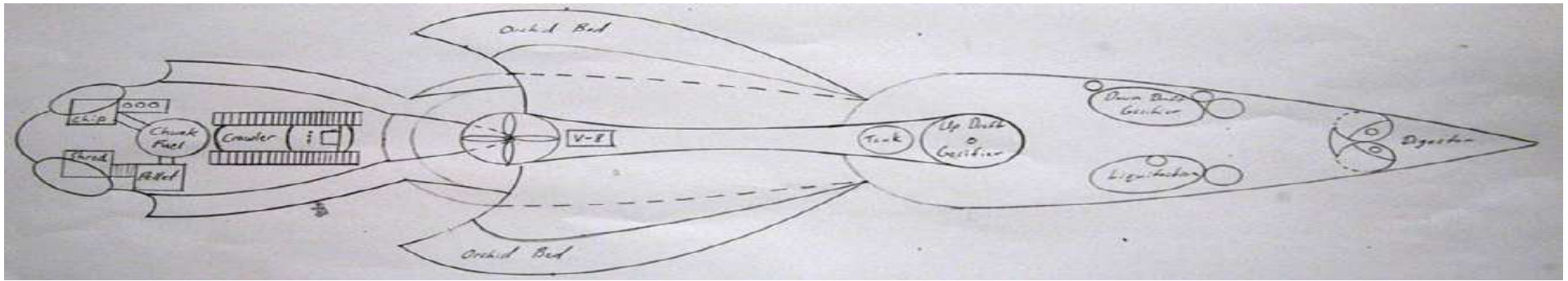
Artificial life is usually reckoned as a problem with two basic challenges- one physical and one cognitive. Mechanical engineering has broadly been the replication and expansion of the capabilities of the physical body. Computer science and AI the replication and expansion of our perceptual and cognitive abilities. What usually goes unmentioned is the similarly bio-imitative energy systems we synthesize to power our synthetic creatures. This metabolic artificial life project is seldom called out as such, but it is the core endeavor in the history of heat engine development, as well as the many fuels that have been refined and fought over to power them.

The biological metabolism of life is symbiotic relationship between sun, plants, animals, and atmosphere, with all combined together in a virtuous circle of photosynthesis and oxidative respiration. Curiously, 90% of the human produced energy on the planet follows from a similar bio-imitative project of metabolic artificial life, using synthetically refined "solar energy"

hydrocarbons and various forms of heat engines to respire them. Our current problem follows largely from feeding our mechanical animals with foods/fuels derived from the prehistoric solar energy (petroleum products), and not their contemporary sun derived parallels (terrestrial biomass).

The evolution of our artificial life machines, and particularly synthetic metabolic systems, has now progressed to a point where they are no longer trivial participants in the larger biosphere and atmosphere. Though Gaia has really been a cyborg entity since the beginnings of wide spread human agriculture, the fundamental cyborg nature of Gaia can no longer be ignored. We are not likely to go backwards to a light food/fuel footprint. Rather, we are likely to go forward with more thoughtful forms of synthetic metabolism- ones which more reasonably collaborate with and positively contribute to a progressively cyborg earth/atmosphere system.

This bio-imitative nature of our industrial metabolic machines, as well their intimate participation in the macro-carbon cycle of biological life, we are terming the "Mechabolic Hypothesis". We hope that recasting the energy economy in the terms of biological metabolism will highlight its systemic nature, as well as the great flexibility available in nearly all parts of the system.



The Mechabolic: Technology of Gasification

[Home](#)

Project Description

[Overview](#)

[Technology](#)

[Physical Specifics](#)

[Drawings](#)

[People](#)

[Workshops](#)

Philosophy

[Motivation](#)

[Mechabolic Hypothesis](#)

Logistics

[Budget](#)

[Safety](#)

[Timeline](#)

[Clean Up](#)

[Contact](#)

Gasification is the general term used for processes where heat is applied to transform solid biomass into a "natural gas like" gaseous fuel. Through gasification, we can take nearly any solid biomass waste and convert it into a clean burning, carbon neutral, flammable fuel. Whether starting with wood scraps or coffee grounds, municipal trash or junk tires, pistachio nut shells or avocado pits, the end product is a flexible gaseous fuel you can burn in your gasoline engine, cooking stove, heating furnace and/or flamethrower. Apply a little additional effort through liquefaction technologies like Fischer-Tropsch or other catalyst based processes, and methanol, ethylene, and diesel are possible too a modest complexity.

Sound impossible?

Well, over 1,000,000 vehicles in Europe ran onboard gasifiers during WWII to make fuel from wood, as gasoline and diesel were rationed and/or unavailable. Long before there was biodiesel and SVO, we actually succeeded in a large-scale, alternative fuels redeployment. That redeployment was made possible by the gasification of waste biomass, using simple gasifiers about as complex as a traditional wood stove. Gasifiers are easily reproduced (and improved) today by DIY enthusiasts, using simple hammer and wrench technology. (see www.woodgas.com and <http://en.wikipedia.org/wiki/Gasification> for more background info).

The Mechabolic project intends to reintroduce this technology for contemporary DIY enthusiasts, with improvements in design following from the many sensing and embedded control potentials that were not available during the previous "woodgas" deployment. We intend for this "artistic deployment" to seque into a growing collection of usable wood gas converted cars and other machines for off playa purposes. In fact, we are currently in the process of converting Ritual Café on Valencia street to run entirely on its own coffee grounds waste. Coffee in: electricity, heat and gaseous fuel out. (our [current DIY gasification efforts are here](#) and [here](#)

I started reading and experimenting in gasification a little over a year ago and have already shown the ease with which basic units can be made to run internal combustion engines and fire effects. In the process, I have found gasification to be an unusually rich alt energy technology. By far the most rich and flexible in its applications that I have found to date. Its conceptual, technical, social, visual and logistical realities are nearly always expansive, evocative and strong tonics for most imaginations that engage it.

Gasification is a unique artistic opportunity for fire artists as it is really a form of partial or staged combustion. In gasification the usually unnoticed serial steps and kinetics of "fire" are controlled and pulled apart, revealing a multiplicity of forms and processes. Where before we just saw fine burning, a knowledge of gasification soon has one seeing the infinitely configurable LEGO system of organic chemistry, refereed by that hard and always unbribable taskmaster, thermodynamics.

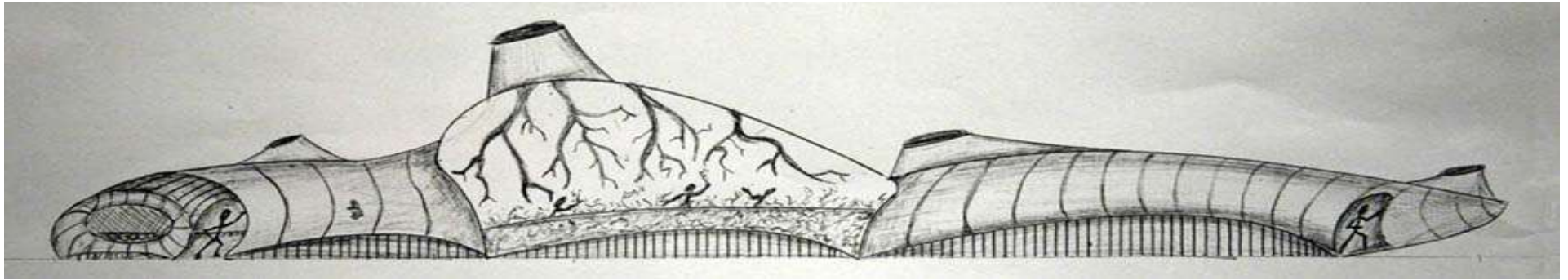
In the crucible of fire, with the tools of gasification, we are invited to play with the raw elements from which all life and natural metabolic/energy systems are made. Oddly, we are given only three measely pieces with which to work (C, H and O; carbon, hydrogen and oxygen). But with this small collection of pieces, and thoughtful thermal, pressure and catalyst interventions, we can start with nearly any organic matter, and make nearly any end hydrocarbon/carbohydrate we desire.

As such, I found gasification to be a tremendously attractive idiom and technology just begging for exploration and creative manifestation by our ever expanding circle of DIY junkyard fabricator pyros. Gasification is uniquely suited to the fire interests and gearhead skill set generally found around Burning Man. In time, I believe it will emerge as the main idiom through which Burning Man can contribute something burning man related to the larger environmental conversation.

"Gasification: Burning our way to a better tomorrow"

After exploring nearly all the known options for power generation and conversion over the last five years, for me gasification has emerged as the most interesting and flexible way to "burn things" in an environmentally thoughtful manner. And with the recent combination of gasification with Terra Preta Bio Char agriculture, gasification has emerged as the ONLY current alt energy technology that can create a carbon NEGATIVE footprint. (see "Physical Specifics" section for details). The proposed Mechabolic project will be using gasifier based Terra Preta carbon sequestration process to fertilize the orchids and other plants in the "lung terrariums".

(for a more technical discussion, [see here](#))



The Mechabolic: Physical Specifics

[Home](#)

Project Description

[Overview](#)

[Technology](#)

[Physical Specifics](#)

[Drawings](#)

[People](#)

[Workshops](#)

Philosophy

[Motivation](#)

[Mechabolic Hypothesis](#)

Logistics

[Budget](#)

[Safety](#)

[Timeline](#)

[Clean Up](#)

[Contact](#)

The Mechabolic creature will be a large sculpture of mixed materials, environments and processes. The sculpture will be much a walkthrough stage set and fun house interactive experience, as it is a discrete object for aesthetic and sensual consideration.

We expect it to measure somewhere around 120 feet in length, 20 feet in width and 15-25 feet tall. The sections of the body will be premade on skids and containerized, with the superstructure formed through a combination of hoop and stretched cloth construction, as well as transparent inflatables. Various cantankerous machines, stainless steel tank processors, clear process plumbing, V-8 dragster engines, wood chippers, fleshy surfaces, flowers, storage bladders, etc etc etc, will fill out the spaces. A weird fantastical mash up of hot rod chrome fetishism with exploded innards, insides made outsides, fleshy biological anatomy.

The current plan is to make the creature mobile, but we are also considering doing it as a stationary installation. The original notion was a stationary installation, but Dann Davis and Michael Christian, the leaders of the creature conceptualization, design and building, really want to make it move. This does make sense, of course, as scavenging animals move to their food, not have their food brought to them. Details on the locomotion scenario are at the end below in a separate section.

Whether we make it mobile or stationary in the end, the basic assembly of organs and materials to make the superstructure remain the same, so we are not formally committing to one of the other quite yet. The main difference, obviously, is that the mobile version will need a much more complicated floor/belly, and related locomotion system. The materials and budget items that relate to the locomotion are easily separated from the current proposal if we eventually decide against the moving version.

The creature is divided into 3 separate section, roughly cooresponding to the head/neck, chest, and abdomen. The biological organs and processes in each of these body cavities informs the arrangement of fuel processing and combustion equipment in the creature. The creature is

exploring the machine parallels to BOTH digest and respiration, with some added allusions to the plant and microbial worlds that are related to each.

The technologies we are engaging towards these ends are gasification, anerobic digestion and terra preta bio char sequestration. Gasification processes the dry biomass to fuel. Digestion processes the wet biomass to fuel. And terra preta uses the byproduct of each to sequester carbon as a soil enhancing fertilizer. The combination will allow us to convert various types of trash at the event into fuel for both mobility and fire effects, and do so ultimately do so in a carbon NEGATIVE footprint. (for more information on newly developing scenarios of terra preta, see the [summary here](#). A longer [academic paper is here](#).)

Solid waste biomass in dry form is available on the playa as waste wood (both participant and dpw), paper trash (both participant and project), coffee grounds from the center café, and surely more we have yet to realize. Wet waste biomass is most likely food scrap from both camps and the commissary. We will not be digesting or contending the poo in the Johnny on the Spots. Human manure take about one month to digest, so it is not possible over the period of the event to do too much with it.

Here's the specifics of the three main "cavities".

1. Head: fuel/food preparation and standardization (i.e. chewing). Machines will include a wood chipper, paper shredder and pellet mill and wet food mascerator. The products of these processed waste streams will be conveyed to the abdomen by clear transport pipes and/or conveyer belts. The chipped and pelleted dry biomass will be stored in a "fuel pile" and made available for art cars with wood gas conversions.

2. Chest- The chest will re-render the "Breathing/Burning" of carbohydrates/hydrocarbons to carbon dioxide through a double lung V-8 engine inflatable orchid terrarium, large scale vertical fire effect with V-8 driven wind slip stream, and bio char fertilizer/sequestration.

The "terrariums" somewhat mix the respiration of plants, (inhaling carbon dioxide and exhaling oxygen) with animal respiration (inhaling oxygen and exhaling carbon dioxide). The lungs are wrapped around the center blown V-8 hot rod motor, with the dragster style exhaust "zoomies" wrapping around the lungs like ribs and/or blood vessels. Additional "blue blood vessels" will branch off the ceiling in the terrariums, with the main trunk going to the intake of the V-8. With the exhaust zoomies in red and the intake "blood vessels" in blue, the central V-8 will "breathe" with the aesthetics of its biological parallel.

The "terrariums" will be enterable environments, where participants can wander and relax, enjoying a collection of orchids and ferns, set over a floor of black biochar.

The V-8 driven propeller, cowling and wind stream will extend out the top of the creature using a

somewhat flexible steel and fabric sock. This is the "trachea", where the engine and pyro effect respire the made fuel into a swirling vortex of exhalation- which we might call the "throat of fire". Fire effects in the throat of fire will include typical ICP-type pressurized liquid flamethrowers, and continuous and burst flow gaseous fuels.

3. Abdomen- The abdomen will contain the gasification, liquefaction and digestion processors to make fuel for both the onboard engines as well as all fire effects. The Mechabolic will only "burn" fuel it makes from trash at the event. Zero purchased petroleum products will be used.

Real time gaseous fuel production for the engines and liquefaction processes will happen via a downdraft gasifier. This will be skidded with the associated cyclone filter, cooling unit and dry gas filter.

A second and much larger updraft gasifier will make gaseous fuel for the wind slip stream fire effect. This will burn with a clean blue flame, in a manner similar to the images here, but at much larger scale.

A third skid will hold various process tanks to support Fischer Tropsch liquefaction of the gasifier gas to a mixed gasoline/diesel product fuel. We are choosing to use the FT process, as do many DIY liquefaction efforts, as it is the only liquefaction process that can operate at atmospheric pressures, thus avoiding the difficulty and safety issues of negotiating fuel transactions under both pressure and heat.

A fourth skid will hold the anaerobic digester and inflatable bladder storage, wound into an intestine like shape. Waste wet biomass food scrapes, unlike manures, allow for fast digestion processes, going from solid to methane gas in one to two days. The product gas will fuel the central fire effects, as well as an "eternal flame" at the anus of the creature.

All these components will be modular and containerized, so the resulting "sculpture" is made reasonably easy for transport and show in future venues. A major goal of this project is to exit out the end with a collection of containerized alt fuel "demonstration units", ready for storage, transport and "roll right off the trailer" use in future contexts, both art and engineering.

Locomotion Scenarios:

Ideally we want the Mechabolic to move so as to "scavenge" for its food/fuel. Early designs considered building the creature as a sort of wheeled train, but the amount of axles, wheels, linkages, drive shafts, bearings, etc etc to do as such is daunting. the vehicle undercarriage alone could easily take up too much of the project time and effort.

So currently we are exploring the possibility of just giving it a flat belly and making it slither. Or in

other words, drag it, REALLY really slow, using a track caterpillar tractor built into the front of the mechabolic animal to pull it.

This would be rather interesting we think. No one has yet built anything between a stationary installation and an art car on the playa to date. No really slow moving objects that are neither stationary installation nor large rolling people conveyance, but rather a barely moving object with no visible wheels or discernable movement.

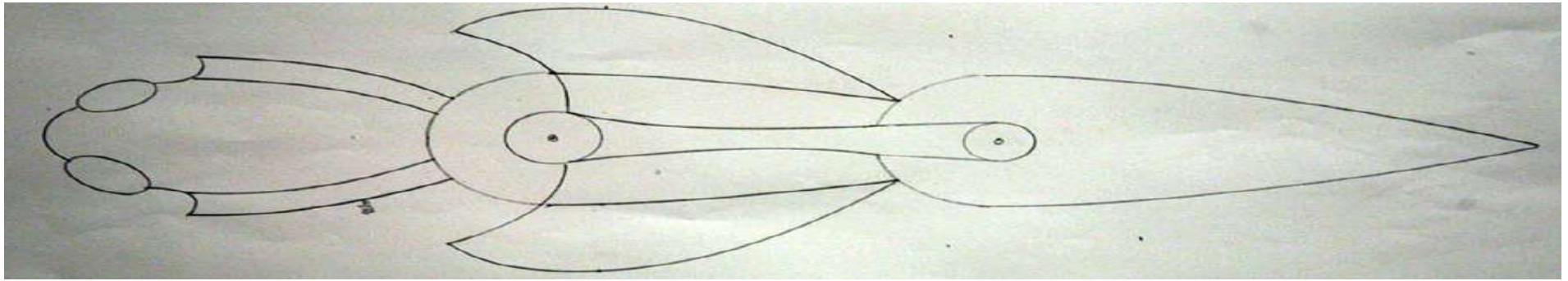
It would be a tolerable amount of work to make a snake scale belly sort of thing out of tiled sheet steel. 4' x 8' sheets, all nearly identical, each with a hole in the front and an attach pin at the back. Then lay them out tiled and overlapped, from front to back. The lip overlap at the front of each one, as well as the tremendously large surface area would give plenty of flotation. ([see here](#)) Or do the belly as three larger plates, corresponding to the three "cavities" of the creature, and form them with radii at the joints so the creature can turn. ([see here](#))

Either form would not dig into the playa, given the huge flotation surface. The pressure on the playa would actually be much less than wheeled vehicles. And as the floor is solid and the beast is moving in inches per minute, not miles per hour, there would be almost zero dust. Also, stepping on and off the mechabolic would have no vertical elevation change, which would be interesting. The digestive/respirative "walk through" would be on the belly on the ground essentially.

Maybe we could come up with a path for it to follow over the week. Make about one playa crossing each day, so it is "installed" somewhere different each night. Maybe do a winding path from keyhole to trash fence, leaving a "slime trail" behind it, in the shape of a gigantic "small intestine". Well actually, that wouldn't work, as the trail would disappear in minutes from foot traffic. But still, it would kinda work.

I can slide a 20,000lb container building with my big forklift, riding only on sharp corners. So a tracked Caterpillar D-6 or so would surely pull 30,000 lbs of perfectly flat steel and sculptural curiosities across the playa. But quantitative modeling, as well as on site testing early in the project, would surely be needed before committing to this scenario and planning/building accordingly.

So in summary, it would be great if we could make it move, as animals move to scavenge for their food. But such is not a prerequisite for the project to be successful. The project can work well in either a stationary or mobile form. We can discuss and develop each scenario in more detail as we progress here.



The Mechabolic: Drawings

[Home](#)

Project Description

[Overview](#)

[Technology](#)

[Physical Specifics](#)

[Drawings](#)

[People](#)

[Workshops](#)

Philosophy

[Motivation](#)

[Mechabolic Hypothesis](#)

Logistics

[Budget](#)

[Safety](#)

[Timeline](#)

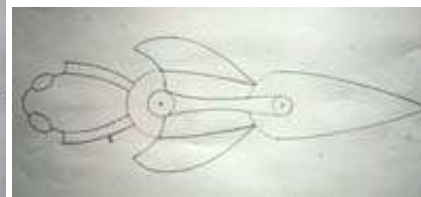
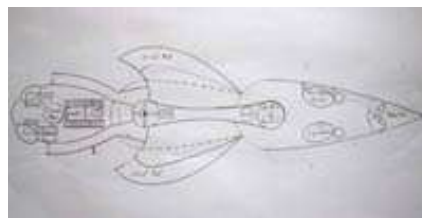
[Clean Up](#)

[Contact](#)

V5.0 Current Designs

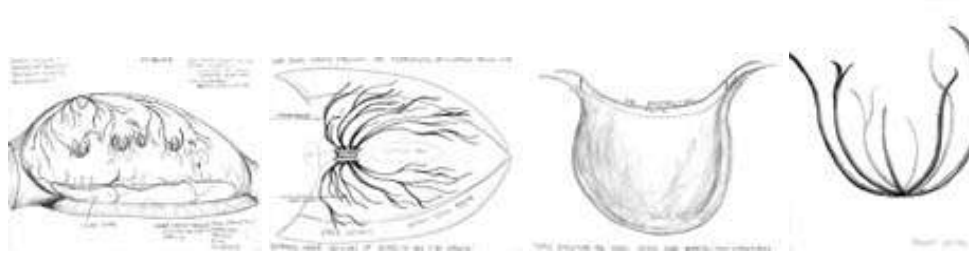
Mobile slithering version (drawings by Dann Davis)

Body made from hoop and stretched cloth. Side exposed lung terrariums made from inflatables with sculptural steel superstructure. Articulating steel sectioned floor with integral caterpillar tractor for pulling.




Internals of V-8 Lung Terrarium (drawings by Jess Hobbs)

Drawings of the clear lung terrarium plants, fire flower sculpture and walkway. The superstructure is formed by a steel sculpture in the form of branching veins. Both plants and flower fire sculptures hang from above.




V4.0 Stationary installation version, now deprecated (renderings by John Devenezia)

Organ body made from hoop/stretched cloth and inflatables . Side exposed lung terrariums made from inflatables with sculptural steel superstructure. Shipping containers used for base structural and logistical units



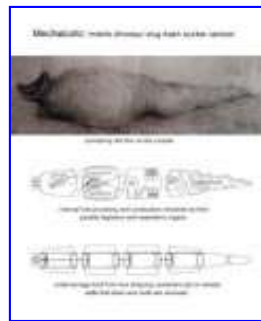
V3.0 First slithering design. (depracated)

Tiled steel snake scale belly. Hoop and stretched cloth stucture. Exposed lung terrariums.



V2.0 First mobile design. (depracated)


Dinosaur slug on on multiple wheeled trailers made from shipping containers.

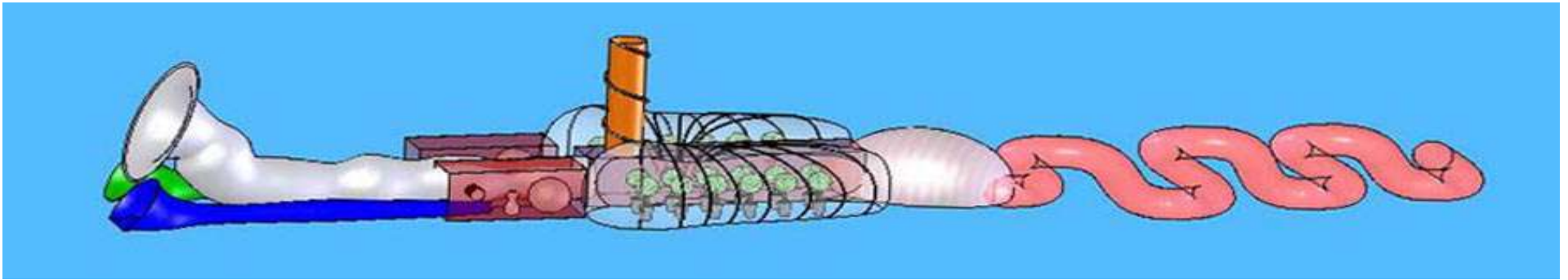


V1.0 First renderings of bio elaborated engine and flamethrower. (depracated)

Early studies for re-rendering the old ICP V40 plan as biological organs. These drawings were still working with the 5 separate propeller wind pods to make a large overhead vortex. This has been abandoned in the current proposal







The Mechabolic: People

[Home](#)

Project Description

[Overview](#)

[Technology](#)

[Physical Specifics](#)

[Drawings](#)

[People](#)

[Workshops](#)

Philosophy

[Motivation](#)

[Mechabolic Hypothesis](#)

Logistics

[Budget](#)

[Safety](#)

[Timeline](#)

[Clean Up](#)

[Contact](#)

The Mechabolic is obviously a very large and ambitious project. It is Belgium waffle, Serpent Mother, or La Contessa in scale and difficulty. It is much too big for any single individual to shoulder, or really any single core group of people.

We therefore have are conceiving of the project as having three separate fronts, each lead by a different individual over a different group of collaborators. A full time project manager will coordinate between the three sub-groups and orchestrate all project logistics. The three areas and leaders are as follows:


1. Biomass alt fuel processing and combustion technology: Jim Mason
2. Creature sculpture and mobility mechanics: Dann Davis and Michael Christian
3. Gasifier work shops, educational outreach, and fuel collecting on playa: Chicken John

Project Manager: Babalou

Other main collaborators to date are:

Dov Jelen and Kiko Almund: Liquifaction Tech
Jess Hobbs and Brandi Hugo: Orchid Lung Terrariums
Peef Sadow: Embedded Control and Automation of Gasifiers
Jae Rhim Lee: Digestion
Darrel Licks: Fabrication
Peter Durand: Regional Outreach

Lots of volunteer minions are already interested, and many more will be genetically engineered and grown in large number very soon.



The Mechabolic: Workshops

[Home](#)

details coming soon. see current info in "overview" and "physical specifics" sections.

Project Description

[Overview](#)

[Technology](#)

[Physical Specifics](#)

[Drawings](#)

[People](#)

[Workshops](#)

Philosophy

[Motivation](#)

[Mechabolic Hypothesis](#)

Logistics

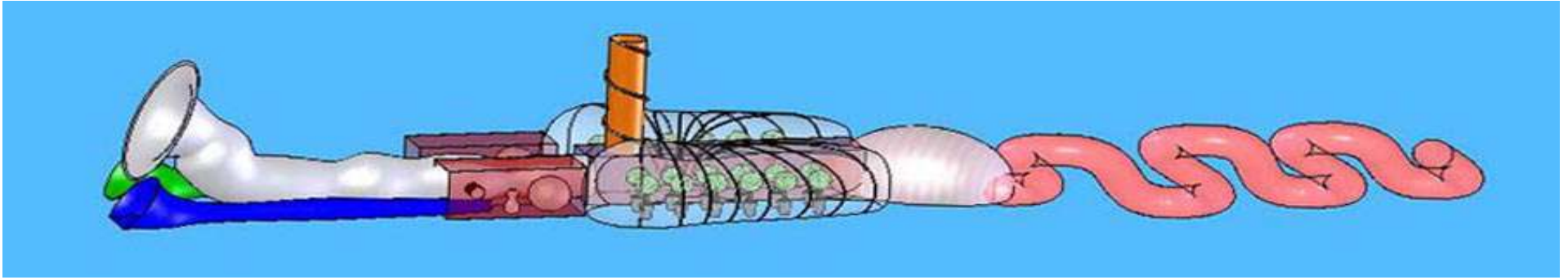
[Budget](#)

[Safety](#)

[Timeline](#)

[Clean Up](#)

[Contact](#)



The Mechabolic: Motivation

[Home](#)

Project Description

[Overview](#)

[Technology](#)

[Physical Specifics](#)

[Drawings](#)

[People](#)

[Workshops](#)

Philosophy

[Motivation](#)

[Mechabolic Hypothesis](#)

Logistics

[Budget](#)

[Safety](#)

[Timeline](#)

[Clean Up](#)

[Contact](#)

The Mechabolic is a broad collaborative project, bringing together a variety of local provocateurs, who share the goal of artistically recasting the technology and cultural associations of alternative energy scenarios.

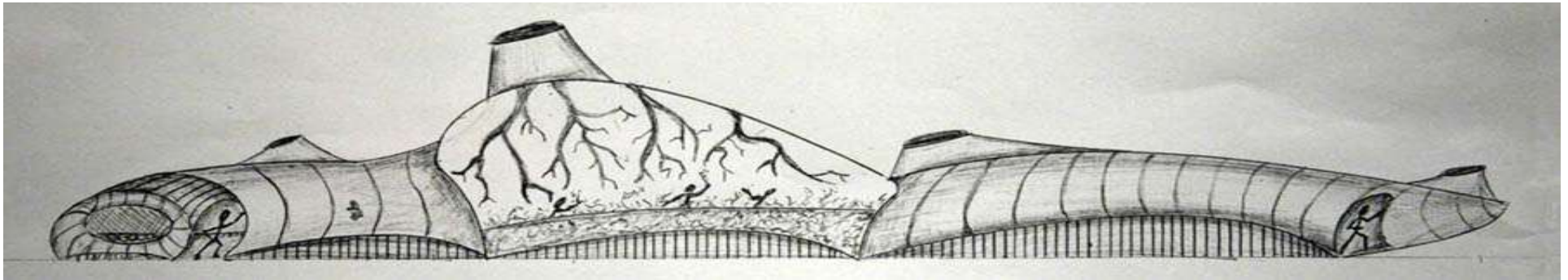
Where energy has usually been assumed to be a zero sum game of background "need fulfillment", we intend to recast it as an idiom rich in opportunities for creative self-expression, social discourse, and general sensual pleasure. Where currently we hear of only a massive and unyielding technological problem, a problem that seems to require near impossible "salvatory" gestures from centers of governmental and corporate power, we intend to show there are very compelling human rewards and good leverage over the larger energy problem using the social strategies of participatory creativity, diy improvisation, and general open source doing.

Through the thoughtful application of "participatory creative work" to the larger energy conversation, we hope to clarify the liabilities of the current "central broadcast and distributed consumption" model of energy, as well as demonstrate the multi-modal rewards that will flow in a world where power is reckoned over a "network" model of distributed production and consumption, with bi-directional exchange, learning and play.

Many simple technologies are currently available to make each of us both producers and consumers of power. Those who set out on the path of creative power hacking, usually quickly find themselves more broadly engaged with the larger planetary metabolism as both authors and deep readers. And in doing so, such individuals nearly always find themselves in direct experience with and meaningful relationship to the systems and sensualities of both the natural and synthetic world.

The Mechabolic project will be exploring and exposing the problem and potentials of energy as exactly this sort of sensual and imaginative journey.

(see also, "The [Mechabolic Thesis](#)")



The Mechabolic: Budget

[Home](#)

available on request

Project Description

[Overview](#)

[Technology](#)

[Physical Specifics](#)

[Drawings](#)

[People](#)

[Workshops](#)

Philosophy

[Motivation](#)

[Mechabolic Hypothesis](#)

Logistics

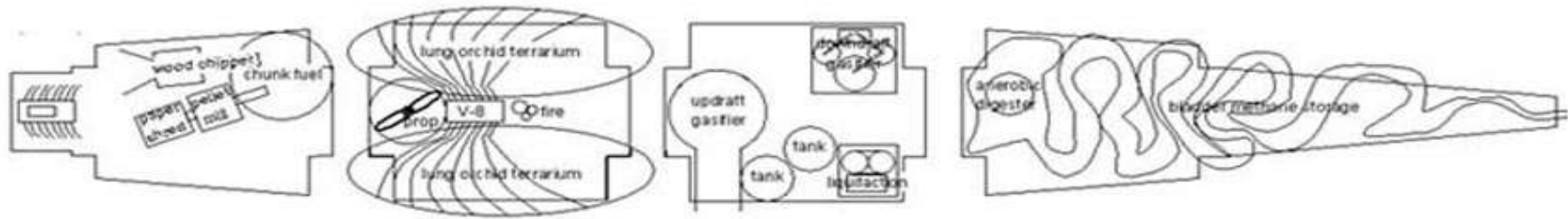
[Budget](#)

[Safety](#)

[Timeline](#)

[Clean Up](#)

[Contact](#)



The Mechabolic: Safety

[Home](#)

Project Description

[Overview](#)

[Technology](#)

[Physical Specifics](#)

[Drawings](#)

[People](#)

[Workshops](#)

Philosophy

[Motivation](#)

[Mechabolic Hypothesis](#)

Logistics

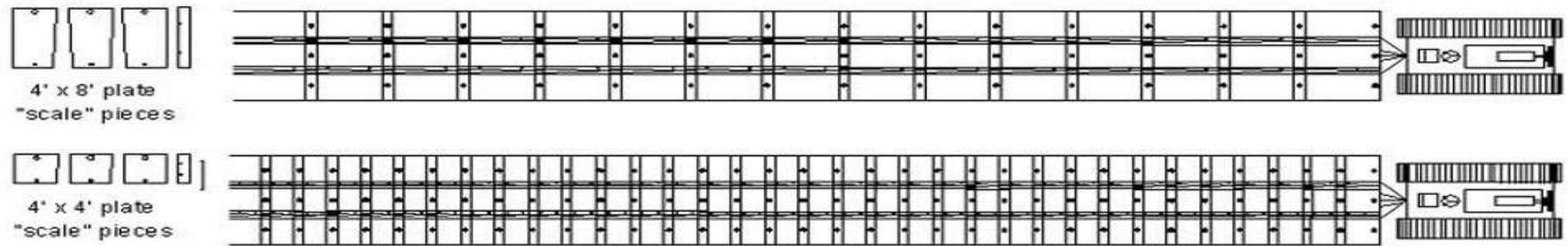
[Budget](#)

[Safety](#)

[Timeline](#)

[Clean Up](#)

[Contact](#)



The Mechabolic: Timeline

[Home](#)

Project Description

[Overview](#)

[Technology](#)

[Physical Specifics](#)

[Drawings](#)

[People](#)

[Workshops](#)

Philosophy

[Motivation](#)

[Mechabolic Hypothesis](#)

Logistics

[Budget](#)

[Safety](#)

[Timeline](#)

[Clean Up](#)

[Contact](#)

October - January: Exploration

- review gasification literature in full (done)
- establish relationships in DIY gasification circles (done)
- start prototyping DIY gasification systems at shipyard (done)
- identify potential collaborators (done)

February: Project Conceptualization

- finalize core collaborators for project (done)
- finalize project scope and plan (done)
- continue prototyping gasification systems (done)
- build 1:30 (4 foot) model of the creature and experiment (second half of February)
- set up project bank account and quick books accounting system

March: Prototyping, Research and Purchasing

- build 1:6 (20 foot) model of creature and experiment
- finalize design for creature
- purchase and test various materials for creature and organ skins
- finalize design for DIY gasification system ofr art cars
- prototype Fischer Tropsch liquifaction and digestion systems
- research major machine purchases (wood chipper, paper shredder, pellet mill, dragster engine, tanks, bladders)
- explore different locomotion scenarios and test prototypes
- make final decision on whether creature will be mobile or stationary
- start weekly project meetings

- start assembling wider circle of project volunteers
- explore donations for all major components

April: Prototyping Purchasing, Construction and Workshops

- finalize design for all gasification, liquifaction and digestion systems
- attempt donations for all major components
- purchase all major machines for creature (wood chipper, paper shredder, pellet mill, dragster engine, tanks, bladders, pyro parts)
- purchase all major materials to construct creature (steel, fabrics, plumbing, hardware)
- start "Power Exchange" monthly workshops to build gasifiers for art cars
- start construction on creature
- start construction of all gasification, digestion, and liquifaction systems

May: Construction, Workshops and Fundraising

- continue construction of creature
- continue construction of all gasification, digestion, and liquifaction systems
- continue "Power Exchange" monthly workshops to build gasifiers for art cars
- start construction of pyro effects
- start assembly of terrarium and plants
- start fundraising

June: Continue Construction, Workshops and Fundraising

- continue construction of creature
- continue construction of all gasification, digestion, and liquifaction systems
- continue "Power Exchange" monthly workshops to build gasifiers for art cars
- continue construction of pyro effects
- continue assembly of terrarium and plants
- continue fundraising

July: Finish Construction and start desert Logistics

- finish construction of creature
- finish construction of all digestive and respiratory systems
- finish construction of pyro effects
- finish assembly of terrarium and plants
- organize transport to and from desert
- finalize containerization of all components
- continue "Power Exchange" monthly workshops to build gasifiers for art cars

August: Deal with Problems, Sleep, Go to Desert

- continue "Power Exchange" monthly workshops to build gasifiers for art cars
- fix what isn't working
- break things that are working, then fix them too
- make every attempt and plan so there is no binge over-the-top work marathons in august
- arrive in the desert relaxed and refreshed on Sunday, August 10. go to hot springs

Set up on desert

- Monday, Aug 20: unload containers

- Tuesday, Aug 21: set up skid floors

- Wednesday, Aug 22: : install main machinery components and planter beds on skid floor

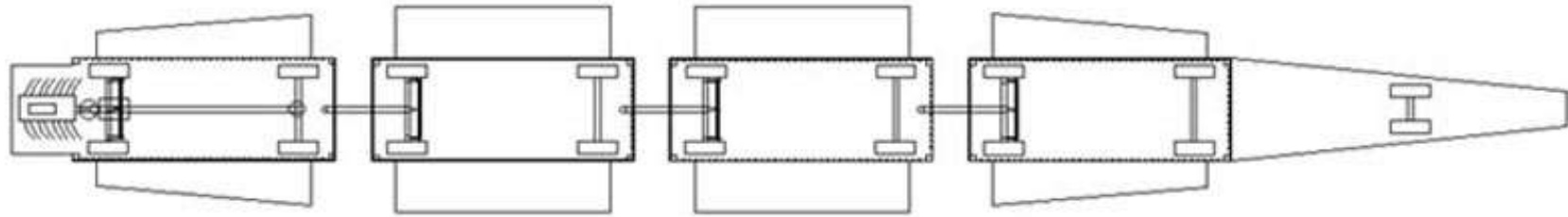
- Thursday, Aug 23: erect hoop and wire mesh skin. erect terrarium sculpture and skin. this is a precut and configured post and cloth stretch type structure. somewhat like putting up a shade structure.

- Friday, Aug 24: plumbing and wiring bundle hookup. all prepared and plug type. no onsite hard plumbing or wiring.

- Saturday, Aug 25: finish details.

- Sunday, Aug 26: finish details.

- Monday, Aug 27: open for interaction.



The Mechabolic: Clean Up *(and its relation to set up)*

[Home](#)

Project Description

[Overview](#)

[Technology](#)

[Physical Specifics](#)

[Drawings](#)

[People](#)

[Workshops](#)

Philosophy

[Motivation](#)

[Mechabolic Hypothesis](#)

Logistics

[Budget](#)

[Safety](#)

[Timeline](#)

[Clean Up](#)

[Contact](#)

The Mechabolic will be a containerized installation to the greatest extent possible. We are planning this project in a manner so that it will survive in usable forms for future contexts, Burning Man related and otherwise. We are therefore avoiding "loose part" on-site builds wherever possible.

All creature organs and processes will be self-contained, modular units, either skidded on container floors, or skidded on custom platforms, sized for easy fit inside a standard shipping container. Similarly, all superstructure and locomotion items will be designed and fabricated for easy containerization. We intend to make all Mechabolic components to fit into two 40' containers, Russian Doll style. And do so with each module still assembled, allowing for easy individual module demonstration in future contexts, without having to rebuild the entire installation from scratch.

This containerization strategy was the original motivation for the container based Shipyard art/build facility. Following the very painful "stuff everywhere and always in pieces" nature of the stock puppets, I decided that i would never build another large art project except in a manner that it could be easily stored and transported in shipping containers. No rented box trucks filled to the rafters with a million loose parts, all ending up as a dusty rusty pile in your shop the following winter. Containers allow for transport and storage in the same structure, with forklift transfer between the two modes, no loading and unloading required.

Over the ensuing years, this formula elaborated into an intention to also use the container itself as the foundation for the artwork. The shipping container as the sculpture, as the transport, as the storage. However, given our need for organic "non-square" shapes in the Mechabolic, I doubt we will be able to use containers in raw form for the organs. But skidding each organ and having it easily fork into and out of a container, assembled and ready to go, is nearly as good.

A containerized building and transport strategy will create a desert set up involving next to zero on site immaculate building. All components will arrive "pre-assembled" and only need to be set in place for a forklift and snap plumbed together. The superstructure will require more "by piece" assembly of the hoops and cloth, but all these pieces just slide into fixture "poles holes" and the cloth is stretched like a shade awning.

Likewise, this modular building strategy will make take down and clean up more of an effort of "truck loading" than object disassembly and loose part chasing.

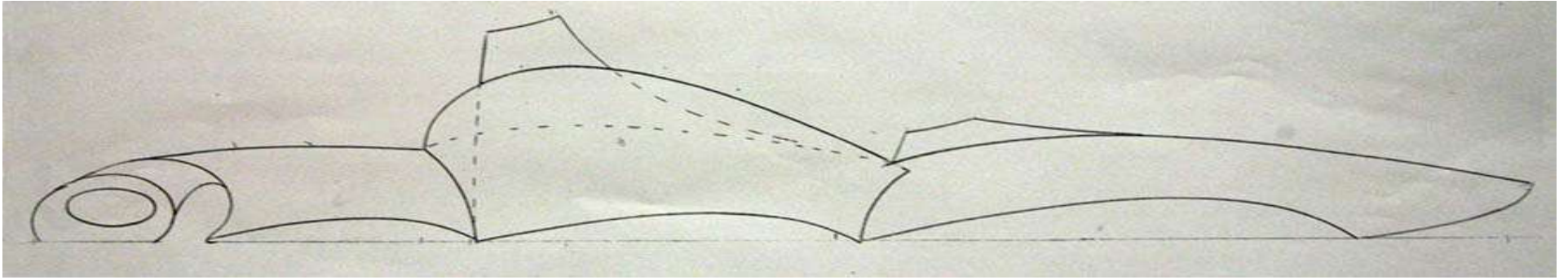
To expediate set up, maintenance and take down, we propose trucking the Shipyard forklift to the desert for the combined use of the Mechabolic, Neverwas Haul and Serpent Mother projects. The current DPW formal scheduling and "DPW only operators" make quick adjustments and fixes of unexpected problems very difficult to handle in an efficient manner. It is difficult to schedule problems and fixes, and when clear long engagements are needed, DPW equipment is often stretched between several different projects and needs to break in the middle of long projects to go tend to other needs. We therefore think it would be a good investment to have our own forklift for discretionary use, 24/7. I will offer my 15,000lb capacity forklift free of charge for use by these three projects, but request money to haul it there and back.

As for direct clean up, I believe the most important strategy is to have clear up front agreements on responsibilities, as well as publically stated "can't leave before x date" mutual understandings. Each sub project leader in the Mechabolic will have to agree to remain in the desert until the entire project is back in the containers, the site picked clean and magnet broomed, with a final walk line survey. No individual decisions that clean up is "done", and it is ok to leave now because the person is tired. All the project leaders have to stay until we can all sign off on the clean up effort together.

Trash at the end should be a non-issue, as the Mechabolic eats trash for its food/fuel. The only real expected "discard" is the charash byproduct of gasification, which we will use for terra preta fertilizer in the lung terrariums. After the event, we want to leave this fertilizer for a local agricultural use, where the charash carbon will be sequestered by the plow and transformed into fuel for the next crop, not released as methane, nitrous oxide and CO2 during rotting, as would have otherwise happened had the original trash just gone to the dump.

Completing the biomass cycle in this manner, the Mechabolic project will operate with a quantifiable green house gas NEGATIVE footprint. The total Mechabolic effort will remove more CO2 and other greenhouse gases from the atmosphere than it will emit through powering itself and its fire efforts. Such is the real and interesting "clean up" that the Mechabolic project will bring to the desert this year.

The thoughtful burning of things through gasification, is very different than the regular burning of things through open combustion.



[Home](#)

Project Description

[Overview](#)

[Technology](#)

[Physical Specifics](#)

[Drawings](#)

[People](#)

[Workshops](#)

Philosophy

[Motivation](#)

[Mechabolic Hypothesis](#)

Logistics

[Budget](#)

[Safety](#)

[Timeline](#)

[Clean Up](#)

[Contact](#)

Contact Info:

jimmason@whatiamupto.com

The Shipyard

1010 Murray Street

Berkeley, CA 94710

510.812.3656



Search PayPal
Search

[Sign Up](#) [Log In](#) [Help](#) [Security Center](#)

• Home

• Personal

• Business

• Products & Services

Fast, easy, secure payments for eBay listings

Shop with the online payment service that's recognized and accepted by millions of eBay sellers!

Fast

Pay instantly! No more waiting for checks to clear

Easy

Use your credit card or checking account, just enter the email address of the seller you wish to pay

Secure

Payments are secure. Unlike checks, they can't be lost or stolen

Private

Your credit card and checking account information is never shared with the seller



[Sign up for your FREE PayPal Account!](#)



Free

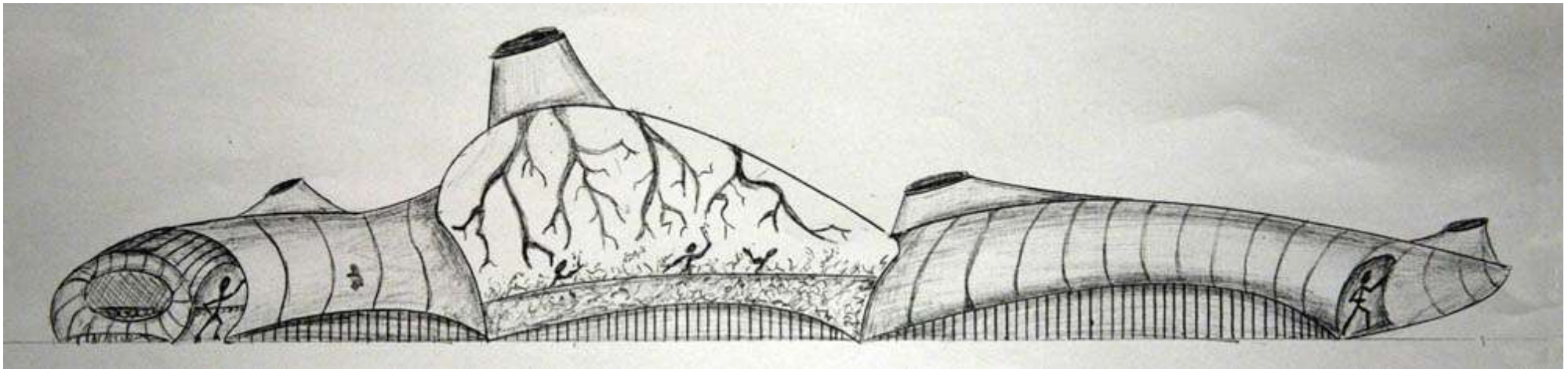
It's completely free to send money with PayPal

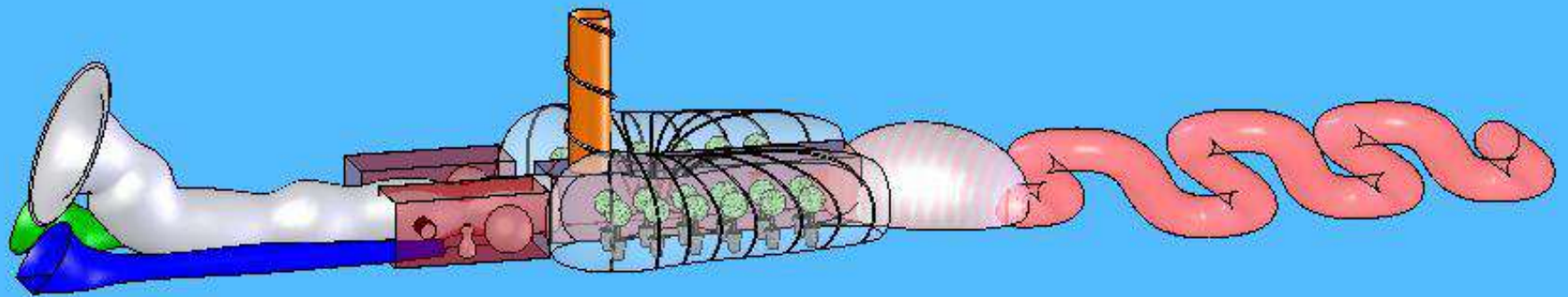
More Information

[About](#)[Accounts](#)[Fees](#)[Privacy](#)[Security](#) [Center](#)[Contact Us](#)[Legal](#) [Agreements](#)[Developers](#)[Jobs](#)[Mobile](#)[Plus](#) [Card](#)[Referrals](#)[Shops](#)[Mass](#) [Pay](#)

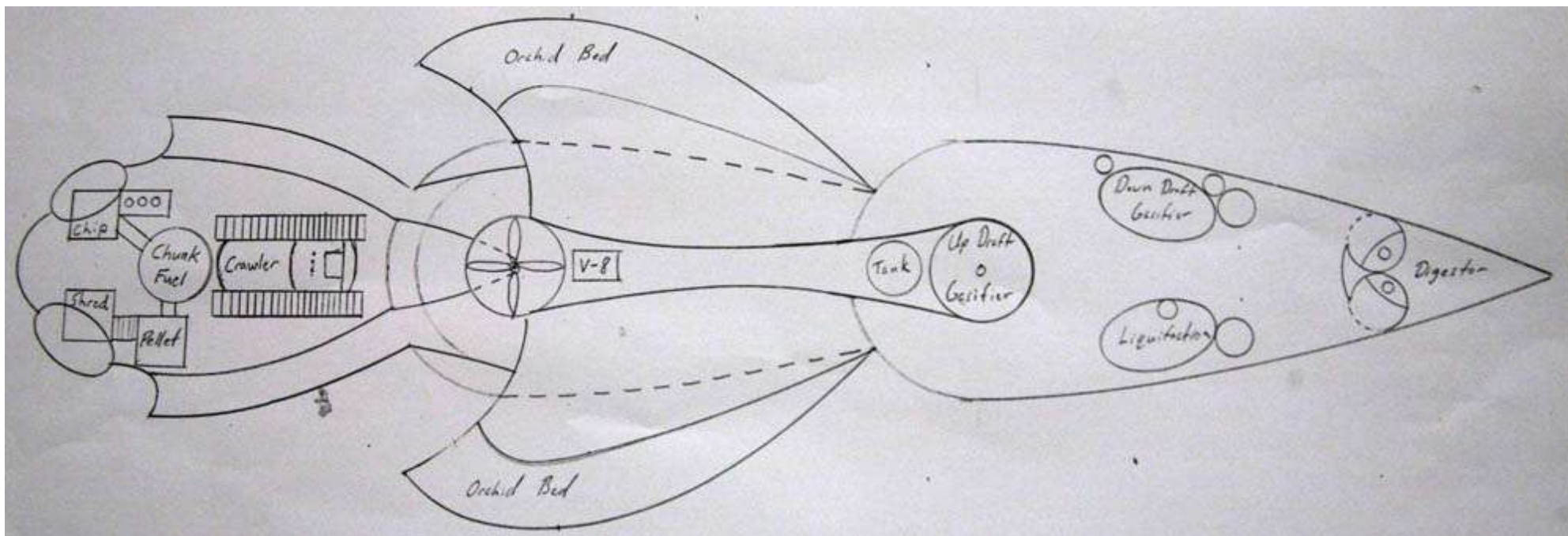
Copyright © 1999-2008 PayPal. All rights reserved.
[Information about FDIC pass-through insurance](#)

- [Home](#)
- [Personal](#)
- [Business](#)
- [Products & Services](#)











Home

**Biomass
Energy**

**Gasification &
Reforming**

Liquid Fuels

**Woodgas
Stoves**

**Energy
Rosetta Stone**

Bookstore

**About the
BEF**

Links

Welcome to the Biomass Energy Foundation (BEF) website, here since 1997. We are interested and knowledgeable about all aspects of biomass energy, but particularly in high temperature conversion and gasification that can produce heat, power and fuels, as oil prices escalate. This site (www.woodgas.com) was developed by Dr. Tom Reed, a well-known scientist. Dr. Reed has served as a professor at MIT (Massachusetts Institute of Technology) and at the Colorado School of Mines. His career also includes research work with the National Renewable Energy Lab (NREL) in Golden, Colorado.

Dr. Reed now works out of several private labs, also located in Golden, which operate in part under the name of "**The Biomass Energy Foundation.**" We have a separate **website** for the Foundation, which describes our current research projects and accepts financial support through memberships. We hope you will visit that **site** as well, and consider becoming a member!

GREAT NEWS!

Our manufacturer has now added a new "Big Brother" WoodGasXL stove that burns twice as long and provides 20% more heat where small size is not so

**Become a
Member
of the
Biomass
Energy
Foundation**

**important.
Learn More...**



It always has been, and remains, our intention to keep the prices of our merchandise as reasonable as possible. In fact, we have not changed the prices of our books (with the exception of number 16) in several years. However, in part because we are a small foundation and because "nonprofit" does not mean "go broke," we are forced by increased printing costs and higher U.S. Postal Service charges finally to increase our prices. So, starting May 1, 2008, most of the prices for our merchandise are slightly higher. At least one price, however, is lower!



Visit our Bookstore!

We have many hard-to-find books!

Now, on to Tom Reed's wildly popular and informative Woodgas site...!

The World has been developing "Alternative Energy" - Solar, Wind, Geothermal etc. for 35 years since the first oil embargo. While these have niche applications, they are not fuels. They are intermittent, costly and unlikely to replace more than 10% of our current fossil fuel needs.

Alternative Energy Sources are a RED HERRING tolerated to divert our attention from our real needs. Oil is a fuel and its products can be used anywhere, anytime. The era of "cheap oil" is over and now we need to find ALTERNATIVE FUELS (not alternative energy).

Oil prices are rising and availability falling. I expect prices to at least double every 5 years. This will make a profound difference to our Civilization. Our Earth would be far beyond its carrying capacity for Humans if it weren't for cheap oil. We hear a lot about substituting "alternate energy". We aren't running out of energy - we are running out of "cheap oil", and need to find an "alternate fuel source"...

Our green earth is already covered with plants and trees busily converting sunlight to biomass products and fuel. All we need to do is learn how to use the fuel fraction, mostly wasted today. See our page on [Biomass Energy](#) for details.

While we have deplored the "hydrogen economy" as a red herring for practical energy, the WoodGas made by well known technology has a high concentration of hydrogen and is VERY clean burning. So, we have been using and promoting "hydrogen rich gas" as an alternate name for the "producer gas" made from wood and coal. We are now also involved in reforming liquid fuels to a hydrogen rich gas.

"[Woodgas](#)" is my nickname for the gases that can be made from wood, other biomass and waste for heat, power and synthesis of ammonia and fuel. (It is also called "producer gas", "synthesis gas" etc.). I have worked in this field since the first

OPEC oil embargo in 1973 when I began experimenting with methanol as a gasoline additive and oil supplement.

Hydrogen is both the best of fuels (because it burns fast and clean) and the worst of fuels (because it is difficult to ship and store, because it must be made from other fuels, preferably at the point of use). However, it constitutes about half the fuel value of most practical fuels, so making it from wood and biomass is a proven technology. Probably your grandmother cooked on a hydrogen rich gas stove and didn't even know it.

Here is a greatly oversimplified animation of a wood gasification system made by my grandson, Drew Reed (Senior at UC Santa Barbara). (If a picture is worth a thousand words, for processes an animation is worth a thousand pictures.)

The animation above is our first attempt to show what happens inside a gasifier running an engine. The air and fuel are fed in at the top, they meet a rising "flaming pyrolysis" flame front and are converted to gas and charcoal, which is consumed making more gas. The gas is sucked out at the right along with spent char-ash particles. We are working on a more detailed animation, but this gives a good general idea.

Site News

We are including an "Energy Rosetta Stone" that converts our obsolete energy units

to a common well understood unit, the kWhr (either thermal or electrical). Now we can compare apples and oranges on the same basis.

The Energy Rosetta Stone



The Rosetta Stone enabled scholars to decipher the Hieroglyphics of Ancient Egypt into modern Greek and English.

Our **Rosetta Stone Energy table** enables anyone to translate the obscure energy units we now use into the commonly understood kilowatts.

LIQUID FUELS

The first energy OPEC crisis of 1973 was all about oil, a source of liquid fuels. We responded by looking for alternate energy forms such as wind and solar, all well and good, but not fuels. We formed a Department of Energy, DOE, but it should have been a Department of fuels.

In 1974 I was embroiled in a controversy at MIT with the oil and motor companies over the use of methanol as an alternative fuel. They won! As a result we have paid higher prices for foreign oil and funded the terrorism that has taken a million lives, culminating in 9/11 in the U.S. Check it out at **METHANOL**.

Now methanol has become even more important because one gallon of methanol can make ten gallons of biodiesel, a superior replacement for petroleum diesel. Here at the Biomass Energy Foundation we were the first to make and demonstrate biodiesel from waste vegetable oil (yellow grease). If you would like to make a little biodiesel in the kitchen, see our new recipe at **Biodiesel in the Kitchen**.

Three billion people in the world cook slowly on smoky, inefficient **woodfires**. We have developed two novel "**WoodGas CampStoves**" that we believe far exceed the

performance of any other biomass cooking device because it first turns the wood to gas, and then burns the gas with the correct amount of air. They put out up to 3 and 6 kW of heat (3kW is comparable to the big element on an electric stove). They burn only 10 and 20 g of fuel/min (40% efficient). While they can be used indoors with minimal emissions, we recommend that all cooking be done outdoors or under a hood.. We hope similar designs will be used in developing countries where the need is greater, but we are developing our product first in the U.S., so we have developed a company to manufacture, market and distribute the stove.

We believe that these stoves will have a much wider application in the developing countries of the world. See our WoodGas Stove page for other information about WoodGas stoves. We hope to see a billion of these stoves in use in the next the next few decades.

We have re-issued our 3 volume "**Survey of Biomass Gasification**" from 1980 as a one volume "Encyclopedia of Biomass Thermal Conversion". The National Renewable Energy Lab, (SERI then, NREL now) commissioned it as a prerequisite for me to build gasifiers. It contains chapters by various experts on many aspects of thermal conversion and other aspects of biomass for energy. I wish there were something more current that covers all aspects of biomass, but this is the best to date. See this and our other books on gasification and biomass in the **BEF BOOKSTORE**.

SITE OVERVIEW

Biomass Energy is the oldest, most widespread and practical form of renewable energy. The residues from agriculture and forestry could provide 20% of U.S. energy. Biomass has been a major concern of mine since 1974, the first "energy crisis". This page has lots of information on the properties and availability of biomass in its many forms, particularly **moisture content**, **fuel densities**, and the **biomass analyses** and

energy content.

BIOMASS **Gasification** turns biomass into a more useful form, WoodGas.

"WoodGas" is my nickname for gas produced from biomass for heat, power and synthetic fuel applications. During World War II, over a million vehicles, boats etc. ran on Woodgas. (See **History** of Woodgas). While I have written a number of articles and books on all aspects of gasification, my specialty has been **small gasifiers** for power, transportation and cooking.

Liquid Fuels and chemicals can also be produced from biomass and as petroleum runs out we will increasingly turn to biomass as a renewable resource. I am chemical engineer and have worked toward oil replacement fuels for 28 years (for the future fuel security of my grandchildren and the rest of us.) Lots going on in this field today.

Cookstoves consume most of the biomass in developing countries, often wastefully with terrible health effects. We cook now much better with propane or natural gas, but this requires infrastructure not available for half the world. A great deal of research is in progress to improve world stoves, see **Cookstoves**.

Reliable **BOOKS** on biomass energy are difficult to find. We have written some of them, edited others and are choosy about what we publish. The Biomass Energy Foundation Press publishes 20+ books on biomass energy and related subjects and you can order them online, by mail, fax or phone. You can buy our books at our online **BEF store**.

The Biomass Energy Foundation, the BEF is a 501-C-3 non-profit organization. Founded by the flamboyant and fascinating Dr. Harry LaFontaine, now deceased. It is currently operated by Dr. Tom Reed and his wife Vivian. Find out about the **History** and **Current Research** of the BEF. Finally, we have links to other sites that will give you more information on biomass energy.

This Website combines two previous websites and has more content and advanced

features. We would appreciate your comments either on the site itself or its contents.

Contacts: **tombreed@comcast.net**

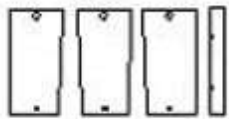
web hosting service
provider

free html hit counters

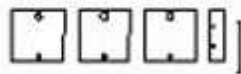
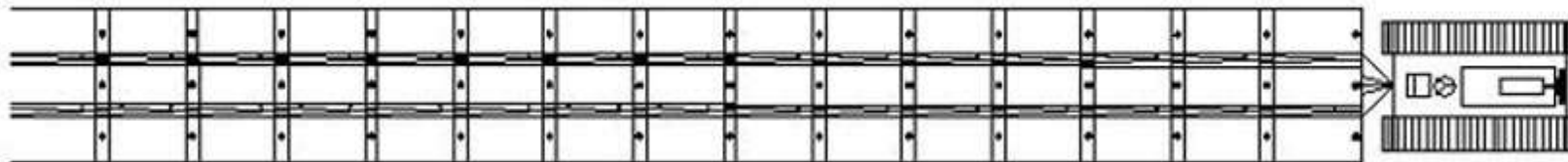
**701 Pine Ridge Road, #3
Golden, CO 80403 USA**

**E-mail:
mike@befp.org**


**Telephone: 303-279-3707
Fax: 303-279-3734**



4' x 8' plate
"scale" pieces



4' x 4' plate
"scale" pieces



Gasifier Experimenters Kit

- Previous
- 1
- 2
-

A Lego Set for Experimentation





© Jim Mason

Gasifier Experimenters Kit

- Index
-
- 1 of 37
- *Next*

© Jim
Mason



Gasifier Experimenters Kit

- [Index](#)
- [Previous](#)
- [3 of 37](#)
- [Next](#)



© Jim
Mason

Gasifier Experimenters Kit

- [Index](#)
- [Previous](#)
- [4 of 37](#)
- [Next](#)

© Jim Mason



Gasifier Experimenters Kit

- [Index](#)
- [Previous](#)
- [5 of 37](#)
- [Next](#)

© Jim Mason



Gasifier Experimenters Kit

- [Index](#)
- [Previous](#)
- [6 of 37](#)
- [Next](#)



© Jim
Mason

Gasifier Experimenters Kit

- [Index](#)
- [Previous](#)
- [7 of 37](#)
- [Next](#)



© Jim
Mason

Gasifier Experimenters Kit

- [Index](#)
- [Previous](#)
- 8 of 37
- [Next](#)

© Jim Mason



Gasifier Experimenters Kit

- [Index](#)
- [Previous](#)
- [9 of 37](#)
- [Next](#)

© Jim Mason



Gasifier Experimenters Kit

- [Index](#)
- [Previous](#)
- 10 of 37
- [Next](#)

© Jim Mason



Gasifier Experimenters Kit

- [Index](#)
- [Previous](#)
- [11 of 37](#)
- [Next](#)



© Jim
Mason

Gasifier Experimenters Kit

- [Index](#)
- [Previous](#)
- 12 of 37
- [Next](#)



© Jim
Mason

Gasifier Experimenters Kit

- [Index](#)
- [Previous](#)
- [13 of 37](#)
- [Next](#)

© Jim Mason



Gasifier Experimenters Kit

- [Index](#)
- [Previous](#)
- [14 of 37](#)
- [Next](#)

© Jim Mason



Gasifier Experimenters Kit

- [Index](#)
- [Previous](#)
- [17 of 37](#)
- [Next](#)

© Jim Mason



Gasifier Experimenters Kit

- [Index](#)
- [Previous](#)
- 18 of 37
- [Next](#)



© Jim
Mason

Gasifier Experimenters Kit

- [Index](#)
- [Previous](#)
- 19 of 37
- [Next](#)



© Jim
Mason

Gasifier Experimenters Kit

- [Index](#)
- [Previous](#)
- [20 of 37](#)
- [Next](#)

© Jim Mason



Gasifier Experimenters Kit

- Index
- 1 of 10
- *Next*

- Caption:
All
Vessel
Tubes,
Flanges
and End
Plates



© ALL Power Labs

Gasifier Experimenters Kit

- Index
- *Previous*
- 2 of 10
- *Next*

- Caption:
All
Vessel
Tubes,
Flanges
and End
Plates



© ALL Power Labs

Gasifier Experimenters Kit

- Index
- *Previous*
- 3 of 10
- *Next*

- Caption:
All
Vessel
Tubes,
Flanges
and End
Plates



© ALL Power Labs

Gasifier Experimenters Kit

- Index
- *Previous*
- 4 of 10
- *Next*

- Caption:
Hopper
Tube
and
Flanges





© ALL Power Labs

Gasifier Experimenters Kit

- [Index](#)
- [Previous](#)
- [5 of 10](#)
- [Next](#)

- Caption:
Gas
Cowling
Tube,
Flange,
and End
Plate






© ALL Power Labs

Gasifier Experimenters Kit

- Index
- *Previous*
- 6 of 10
- *Next*

- Caption:
Downdraft
Reactor
Tubes,
Flanges,
End
Plates, and
Reduction
Bell Weld
Rings





© ALL Power Labs

Gasifier Experimenters Kit

- [Index](#)
- [Previous](#)
- [7 of 10](#)
- [Next](#)

- [Caption:
Cyclone
Tube
and End
Plate](#)





© ALL Power Labs

Gasifier Experimenters Kit

- [Index](#)
- [Previous](#)
- 8 of 10
- [Next](#)

- Caption:
Swirl
Burner
Tube
and End
Plate





© ALL Power Labs

Gasifier Experimenters Kit

- Index
- *Previous*
- 9 of 10
- *Next*

- Caption:
All
Vessel
Tubes



© ALL Power Labs

Gasifier Experimenters Kit

- Index
- *Previous*
- 10 of 10
-

- Caption:
All
Flanges
and end
Plates



© ALL Power Labs

Gasifier Experimenters Kit

- [Index](#)
- [Previous](#)
- [21 of 37](#)
- [Next](#)

© Jim Mason



Gasifier Experimenters Kit

- [Index](#)
- [Previous](#)
- [22 of 37](#)
- [Next](#)

© Jim Mason



Gasifier Experimenters Kit

- [Index](#)
- [Previous](#)
- [23 of 37](#)
- [Next](#)



© Jim
Mason

Gasifier Experimenters Kit

- [Index](#)
- [Previous](#)
- [24 of 37](#)
- [Next](#)

© Jim Mason



Gasifier Experimenters Kit

- [Index](#)
- [Previous](#)
- [25 of 37](#)
- [Next](#)



© Jim
Mason

Gasifier Experimenters Kit

- [Index](#)
- [Previous](#)
- [26 of 37](#)
- [Next](#)

© Jim Mason



Gasifier Experimenters Kit

- [Index](#)
- [Previous](#)
- [27 of 37](#)
- [Next](#)

© Jim Mason



Gasifier Experimenters Kit

- [Index](#)
- [Previous](#)
- 28 of 37
- [Next](#)

© Jim Mason



Gasifier Experimenters Kit

- [Index](#)
- [Previous](#)
- [29 of 37](#)
- [Next](#)



© Jim
Mason

Gasifier Experimenters Kit

- [Index](#)
- [Previous](#)
- 30 of 37
- [Next](#)

© Jim
Mason



Gasifier Experimenters Kit

- [Index](#)
- [Previous](#)
- 31 of 37
- [Next](#)

© Jim
Mason



Gasifier Experimenters Kit

- [Index](#)
- [Previous](#)
- 32 of 37
- [Next](#)

© Jim
Mason



Gasifier Experimenters Kit

- [Index](#)
- [Previous](#)
- 33 of 37
- [Next](#)

© Jim Mason



Gasifier Experimenters Kit

- [Index](#)
- [Previous](#)
- [34 of 37](#)
- [Next](#)

© Jim Mason



Gasifier Experimenters Kit

- [Index](#)
- [Previous](#)
- [35 of 37](#)
- [Next](#)

© Jim Mason



Gasifier Experimenters Kit

- [Index](#)
- [Previous](#)
- 36 of 37
- [Next](#)



© Jim
Mason

Gasifier Experimenters Kit

- Index
- *Previous*
- 37 of 37
-

© Jim
Mason



WOODGAS

BIOMASS ENERGY

BIOMASS - THE ONLY RENEWABLE FUEL

The name "Biomass" was invented about 1975 to describe natural materials used as energy sources. The Office of Technology Assessment ([OTA](#)) estimated in 1980 that biomass could potentially supply more than 20% of US energy requirements - if we were serious about energy independence (we're not, since oil and oil profits are international). Biomass now supplies 3% of US energy (see [EIA](#) and their [table](#) of biomass consumption).

While biomass is one of the best forms of renewable energy, it is not a great fuel. It occurs in a wide variety of forms



Truck unloading wood chips

- Home
- Biomass Energy
- Gasification & Reforming
- Liquid Fuels
- Wood Cooking
- Energy Rosetta Stone
- Bookstore
- About the BEF
- Links

**Become a
Member
of the
Biomass
Energy
Foundation**

(wood, paper, trash, ...).

This can be reduced by **densification**

(pelletization) to a uniform fungible fuel that can be easily shipped, stored and used.

Biomass varies widely in both mass and volume fuel density. It varies in chemical composition and the **proximate/ultimate analysis** gives records this data. It often has high **water content**, and the different methods of recording and measuring MC can be confusing.

While biomass can be used directly (mostly in wood fires), it can be converted to higher forms of fuels. Biomass is converted to various fuel forms in thermal (combustion, pyrolysis and gasification) processes and biological (fermentation and digestion) processes. **Click here** for a road map to all the various biomass conversion processes.

Probably most of you were exposed to chemistry in high school and promptly forgot it. The chemistry of biomass and other conversion processes is very simple, involving primarily carbon, C, hydrogen, H and oxygen, O. A brief explanation is given here in terms of a "**Ternary diagram**" of fuels which will help to keep the chemistry of fuels straight in your minds.

Air Fuel Ratios for biomass pyrolysis, gasification and combustion:

Air is the primary requirement for these thermal reactions

of biomass, and adjusting to the correct air fuel ratio has given us incredibly clean cars in the last 20 years. **This diagram shows the air-fuel ratios for pyrolysis, gasification and combustion of biomass.**

This website is devoted primarily to biomass gasification, the primary business and pleasure of Tom Reed over the last 3 decades. However, all combustion and gasification processes must pass through pyrolysis at low temperature, so there is a lot of information here about pyrolysis and combustion as well.

Biomass fuels are characterized by what is called the "Proximate and Ultimate analyses". They can be burned directly for heat or to make steam for power. The "proximate" analysis gives moisture content, volatile content (when heated to 950 C), the free carbon remaining at that point, the ash (mineral) in the sample and the high heating value (HHV) based on the complete combustion of the sample to carbon dioxide and liquid water. (The low



One inch birch dowell
pyrolysing at 600C

heating value, LHV, gives the heat released when the hydrogen is burned to gaseous water, corresponding to most heating applications.)

The "ultimate" analysis" gives the composition of the biomass in wt% of carbon, hydrogen and oxygen (the major components) as well as sulfur and nitrogen (if any).

The attached table of **Proximate and Ultimate analyses** is from Appendix A of our book¹, and gives analyses of over 140 fuels, including biomass components, natural biomass (woods, agricultural products), processed biomass, other solid and liquid fuels.

(1) "Thermal Data for Natural and Synthetic Fuels", S. Gaur and T. Reed, Marcel Dekker, 1998.





BIOMASS GASIFICATION

- [Home](#)
- [Biomass Energy](#)
- [Gasification & Reforming](#)
- [Liquid Fuels](#)
- [Wood Cooking](#)
- [Energy Rosetta Stone](#)
- [Bookstore](#)
- [About the BEF](#)
- [Links](#)
- [Become a Member of the Biomass Energy Foundation](#)

Biomass Gasification is a very old art ... and there isn't enough science in it, but we're working on that here at BEF and other places. Visit our Biomass Books to learn most of what is currently known about about wood and other biomass gasification, and what you can do with the gas. Lots of practice, lots of science, some gasifier plans and other related subjects there.

Visit our [History](#) page for a quick overview of

The animation above is our first attempt to show what happens inside a gasifier running an engine. The air and fuel are fed in at the top, they meet a rising "flaming pyrolysis" flame front and are converted to gas and charcoal, which is consumed making more gas. The gas is sucked out at the right along with spent char-ash particles. We are working on a more detailed animation, but this gives a good general idea.

gasification.

Tom Reed has been working in this field since the first energy crisis in 1974 and knows all the names that have been used for the gases produced by various processes. However, in his casual conversation, he calls it "WOODGAS", a term easily understood and acknowledging the first renewable source, wood since >100,000 years ago. So he has chosen this for the name of this renewable energy web site. In practice it includes gas from agricultural and forest residues and

even
Municipal
Solid Waste
as well,
though these
materials are
harder to
gasify.

Briefly
biomass can
be gasified
pyrolytically by
heating to
>400 C,
yielding also
25% charcoal
and LOTS of
condensibles -
tars). Or it can
be gasified
with air to
make
"producer gas"
(typically CO
22%; H₂ 18%;
CH₄ 3%, CO₂
6% and N₂
51%). During
World War II
there were
over a million
small gasifiers
running cars,
trucks, boats
and buses
(see
HISTORY).
OR it can be
gasified with
oxygen to
make
synthesis gas

(typically 40% CO, 40% H₂, 3% CH₄ and 17% CO₂, dry basis) which can be used to make methanol, ammonia and diesel fuel with known commercial catalytic processes. I expect that gasification will be even more useful in the future as we deplete our low cost fossil fuels. For more on this, visit **SYNTHETIC FUELS**.

I have been particularly interested in **small gasifiers** for distributed power, cookstoves or transportation. Visit that site if you are interested in kW rather than MW.

Database

The book, "A SURVEY OF BIOMASS GASIFICATION-2001", was written for the National Renewable Energy Laboratory, NREL by T. B. Reed and S. Gaus. It has now been published by the BEF PRESS. It contains (Chapter 2) a database of gasifiers. Please visit the [DATABASE](#) page to see large gasifier systems, small gasifiers and gasifier equipment manufacturers in the table. The database was created in MS Access and can be downloaded and viewed there or in MS Excel or other spreadsheets.

The database is included in our recent book "[A Survey of Biomass Gasification - 2000](#)" (available from the Biomass Energy Press, see order blank) which also discusses the various technologies and issues in gasification.

If you wish, you can search the database for a particular item (using Control F for find). Or, you can download it and use it in your own computer if you will have continual need to refer to it. (Select the table with Control-A and copy with Control-C, then insert in a spreadsheet or database with Control-V).

If you are listed in the database, please examine your listing. If there is any factual mistake, please let Dr. Reed know at tombreed@comcast.net and he will fix it. If you would like to be listed, send the data to Dr. Reed by Email so he can transfer it to the database. We hope you find this information useful.

[Database](#)



WOODGAS

LIQUID FUELS

[Home](#)
[Biomass Energy](#)
[Gasification & Reforming](#)
[Liquid Fuels](#)
[Wood Cooking](#)
[Energy Rosetta Stone](#)
[Bookstore](#)
[About the BEF](#)
[Links](#)

Currently (2002) we obtain over 80% of world energy from petroleum, our "birthright" gift from Mother Nature.

Predictions differ as to when world petroleum production will peak and then start to decline. Some say as early as 2008; others pooh pooh this and act as if tar oil shale, sands, bitumen and other ucky stuff will prolong the oil age (but at ever increasing prices) through their lifetimes and that seems to be all they care about. If you think we have plenty of time to develop alternate fuels, check out the time of peak oil production and other links at "[Oil](#)".

I have 4 children and 7 grandchildren (not to mention the rest of you) who will also need liquid fuels, so I have been motivated for 25 years to find alternate, renewable fuels. Unfortunately, the oil companies are not motivated to encourage any competition from alternative fuels. Read how they killed [methanol](#) in 1974.

Some liquid fuels (ethanol) are made by biological processes, slow with lots of water. They are currently not competitive with oil except with subsidies. Others (synthetic methanol, Fischer Tropsch diesel) are made by [gasification](#) of organic energy sources (biomass, coal and natural and landfill gas) and conversion to liquid fuel.

**Become a
Member
of the
Biomass
Energy
Foundation**

In 1973 (the year of the first OPEC Fuel Crisis) I began testing methanol as an alternative fuel with great success in 10% blends with gasoline in 10 cars. I wrote an article for the journal Science "Methanol: A Versatile Fuel for Immediate Use" (Vol. 182, pp 1299, 1973) showing that methanol was the easiest alternative fuel to make by gasification and one of the best for engines and fuel cells. That article changed my life from being a material scientist at MIT to a fuel scientist at NREL, the Colorado School of Mines and now the Biomass Energy Foundation. In addition to methanol there are groups that promote "ecalene", a mixture of many alcohols that have more energy than pure methanol and are more compatible with gasoline.

I have operated my own personal cars on mixtures of 10% methanol and pure methanol. Methanol is a component today in making biodiesel which we also developed at the Colorado School of Mines in 1990.

OTHER ALCOHOLS

Ethanol is currently the favored alcohol fuel in the US (from corn) and Brazil (sugar cane). But there are other alcohol choices on this page.

BIODIESEL

Biodiesel is another alternate fuel, though it is not made by gasification.

HYDROGEN

Hydrogen as a fuel has been much in the news lately.

This is a red herring. Hydrogen does not occur naturally and must be made from other fuels and energy sources, always with some and usually considerable loss of energy. In my view, hydrogen is being touted either by those who don't understand the source to application chain that must be in place for any new fuel to be successful, or by those who are cynically diverting the view from our current wasteful energy policies by promising pie in the sky in the future. But, if you think hydrogen may be the answer, read an [extended review](#) by some responsible scientists working in the field.



WOODGAS

WOOD COOKING

Home
Biomass
Energy
Gasification &
Reforming
Liquid Fuels
Wood
Cooking
Energy
Rosetta Stone
Bookstore
About the
BEF
Links

One of the worst problem for 2-3 billion people in the world is cooking on wood fires. They cook slowly, the smoke causes glaucoma and lung diseases for the women and children, the children get burned in the fire, and they burn much too much fuel that must be gathered from greater and greater distances. Our heart bleeds for our less fortunate cousins and we believe **gasification of biomass** holds a significant part of the answer.



We became aware of this world cooking problem in 1985 on a trip to South Africa, and invented a new type of gasifier, *useful for cooking and heating stoves*. One solution to the world cooking problem is to convert wood and other biomass to gas which can then be burned cleanly in a

**Become a
Member
of the
Biomass
Energy
Foundation**

"WoodGas Stove." After 23 years of research, testing, and finding a manufacturer, we have a WoodGas Stove that you can **buy in our store.** We hope to see a billion of these stoves in use in the next few decades.



These stoves are NOT wood stoves. They are based on gasifying the wood in the lower section with a small amount of air and then burning the gas with about 6 times as much air for clean combustion. They generate respectively 3 and 6 kW of clean heat,

The new WoodGas XL stove was tested by the Aprovecho Research Center and found to perform very well. They reported "The WoodGas XL stove met or exceeded all performance benchmarks and is hereby certified as seen below."

While most wood stoves burn stick wood, the wood gas stove can work on any reasonably dense biomass, such as sticks, twigs, woodchips, wood pellets, seeds, shells, and even coal. None of these are currently used for "wood cooking".

See what people using Woodgas Stoves have to say about them.

Wood Stoves:

Alas, most wood cooking is not done with gas, so will be

smoky and less efficient. However, there has also been a lot of progress in more conventional wood cookstoves, so be sure to check on [wood cookstoves](#). We at the BEF are peripherally involved with many groups developing these stoves and are also interested in improving them as well. We know a lot about simple stove fabrication and insulation techniques. In particular, visit the [Aprovecho](#) website, and if you are serious, consider visiting their workshops for a week in Summer, or attend their annual stove event.

We are currently working on developing a biomass cookstove for field kitchens for the army. We presume that what works there will also work for many others. Stay tuned.

Questions? Contact Dr. Tom Reed at tombreed@comcast.net





Energy Rosetta Stone



Home
Biomass
Energy
Gasification &
Reforming
Liquid Fuels
Wood
Cooking
Energy
Rosetta Stone
Bookstore
About the
BEF
Links
Become a
Member
of the
Biomass
Energy
Foundation

FUEL	OLD UNITS	NEW UNITS	ENERGY COST \$/kWhr				
			Fuel (dry basis)	Conventional Unit	kWhr	Cost/Unit	Heat-¢/kWhr
Electricity	kWhr	1	8¢	8¢	100%	8¢	
<i>(1 AA Dry Cell)</i>	<i>mAhr</i>	<i>0.0025</i>	<i>50¢</i>	<i>20,000¢</i>	<i>100%</i>	<i>20,000¢</i>	
Natural Gas	Therm	29	80¢	3¢	30%	9¢	
Propane	gal	26	4\$	15¢	30%	51¢	
Gasoline	gal	35	3\$	9¢	20%	43¢	
Diesel	gal	41	3\$	7¢	30%	24¢	
Coal	ton	7033	20\$	0.3¢	40%	0.7¢	
Biomass	ton	4396	50\$	1.1¢	25%	4.5¢	
<i>Sawdust</i>							
<i>Pellets</i>	<i>ton</i>	<i>4396</i>	<i>250\$</i>	<i>5.7¢</i>	<i>20%</i>	<i>28.4¢</i>	
<i>Cordwood</i>	<i>ton</i>	<i>4396</i>	<i>200\$</i>	<i>4.5¢</i>	<i>15%</i>	<i>30.3¢</i>	
<i>Slash</i>	<i>ton</i>	<i>4396</i>	<i>20\$</i>	<i>0.5¢</i>	<i>20%</i>	<i>2.3¢</i>	
<i>Tipping</i>	<i>ton</i>	<i>4396</i>	<i>-20\$</i>	<i>-0.5¢</i>	<i>20%</i>	<i>-2.3¢</i>	

We invite you to make your own Energy Conversion table by downloading our [Energy Rosetta Conversion](#) spreadsheet and substituting the values applicable to your needs.

If you download the table you can click on the cells with red corners to see the assumptions used in making the table. You can then substitute values appropriate to your location and needs.

The spreadsheet table contains more columns than shown here. It shows typical values for the energy content of each fuel. It also shows the environmental cost of each fuel based for instance on a carbon dioxide credit of \$30/ton. (Change to suit your needs below) and the total local plus environmental costs.



Electricity is a particularly difficult energy form to evaluate since some of it is almost free (from hydroelectric dams long since paid for) while newer sources reflect fuel or nuclear costs. To illustrate the range an value of electric costs I have included the humble AA battery which has a cost of \$200 per kWh, 2400 times what we pay on the grid. Many people do not have access to grid based power and are paying \$1-\$10 for battery stored power or diesel generated power.

We have added a number of different prices for biomass to show the wide spread between highly processed biomass (pellets) and “junk” biomass (negative tipping fee).

The Rosetta Stone enabled scholars to decipher the Hieroglyphics of Ancient Egypt into modern Greek and English.



Our Rosetta Stone Energy table below enables anyone to translate the obscure energy units we now use into the commonly understood kilowatts.

Starting with James Watt in the 18th Century, our use and understanding of energy has grown up in a very useful but confusing manner. The US and England used British Thermal Units, BTUs, while the rest of the world used Calories for heat. Fortunately, nowadays we can all use the kilowatt both for heat and electric energy. We have made the conversions here and show costs based on the Denver market.





The BEF Press Books

[Home](#)

[Biomass Energy](#)

[Gasification &
Reforming](#)

[Liquid Fuels](#)

[Wood Cooking](#)

[Bookstore](#)

[About the BEF](#)

[Links](#)


[Become a
Member
of the Biomass
Energy
Foundation](#)

PURPOSES OF THE BIOMASS ENERGY FOUNDATION PRESS:

Biomass energy and particularly biomass gasification is a field where publications are often difficult to find. Millions of dollars of writing and research are published in runs of a few hundred, and lost in government offices. (We wrote some of them so we know). We republish the best of these on biomass energy, (sometimes updating them) and offer other books as a service to the biomass community. We make available information on biomass - sometimes old, sometimes new - at reasonable prices in attractive "lie flat" bindings at 1/2 the cost from original sources.

It always has been, and remains, our intention to keep the prices of our merchandise as reasonable as possible. In fact, we have not changed the prices of our books (with the exception of number 16) in several years. However, in part because we are a small foundation and because "nonprofit" does not mean "go broke," we are forced by increased printing costs and higher U.S. Postal Service charges finally to increase our prices. So, effective May 1, 2008, most of the prices for our merchandise have risen slightly. At least one price, however, is lower!

*Welcome, Biomass
Energy Foundation
supporters!*



BEF BOOK CATALOGUE

Book Categories

- [Biomass Properties](#)
- [Gasification](#)
- [Synthetic Fuels](#)
- [Gasifier Tars](#)
- [General Energy](#)
- [\(Not Just\) for Kids!](#)



Click here to return to the Biomass Energy Foundation site.

WoodGas Camp Stoves

The Original Woodgas Camp Stove provides the cleanest heat in the remotest area, burning almost any fuel nature provides. Stay longer on any trip, using the stove that doesn't require commercial fuel.

\$55 price unchanged!

The WoodGasXL Camp Stove burns



over twice as long
and gives 20%
more intense heat.
\$75

[Learn More...](#)

or

**Add a stove to
my shopping
cart:**

- [Original
WoodGas
Camp Stove](#)
- [WoodGas XL
Camp Stove](#)

Biomass properties

ENCYCLOPEDIA OF BIOMASS THERMAL CONVERSION: PYROLYSIS, GASIFICATION AND COMBUSTION PRINCIPLES AND TECHNOLOGY:

First Published in 1970, then republished in 1972, this monumental work has long been out of print. Nevertheless, it is the most complete survey of this field, written by a stable of scientists and engineers for the new (then) Solar Energy Research Institute to guide their choices of

programs. The facts of biomass life don't change, and most of them can be found here.

ISBN:1-890607-20-7

420 pp \$60

[Add item #20 to my shopping cart.](#)

DENSIFIED BIOMASS: A NEW FORM OF SOLID FUEL:

Tom Reed and Becky Bryant, A "State of the Art evaluation of densified biomass fuels" with documentation of processes, energy balance, economics and applications. First published in 1978, & still the best (only?) text on theory and practice. Second edition with Paper on Energy of Biomass Densification appended.

ISBN 1-890607-16-9

35pp \$22.50

[Add item #10 to my shopping cart.](#)


TREE CROPS FOR ENERGY CO-PRODUCTION ON FARMS:

Tom Milne (SERI 1980) Evaluation of the energy potential to grow trees for energy.

ISBN 1-890607-05-3

260pp \$35

[Add item #17 to my shopping cart.](#)



TREES: by Jean Giono, 1953. While we strongly support using biomass for energy, we are also very concerned about forest destruction. This delightful story says more than any sermon on the benefits and methods of reforestation.

ISBN 1-89060712-6

8pp

\$2

unchanged!



Add item #16 to my shopping cart.

Gasification

Solar power and wind are niche replacements for oil, but biomass gasification powered the cities of Europe during WW II and will make a major contribution to post cheap oil energy...

A SURVEY OF BIOMASS

GASIFICATION 2001: T. Reed and S. Gaur have surveyed the biomass gasification scene for the National Renewable Energy Laboratory and the Biomass Energy Foundation. 180 pages of large gasifiers systems, small gasifiers and gasifier research institutions with descriptions of the major types of gasifiers and a list of most world gasifiers. 2nd edition.

ISBN 1-890607-13-

4180

180pp

\$35



Add item #1 to my shopping cart.

***BIOMASS DOWNDRAFT GASIFIER
ENGINE SYSTEMS HANDBOOK:*** T.

Reed and A. Das, (SERI-1988) Over a million wood gasifiers were used to power cars and trucks during World War II. Yet, there are now only a few companies manufacturing gasifier systems. The authors, who have spent more than 20 years working with various gasifier systems, discuss the factors that must be correct to have a successful "gasifier power system." Our most popular book, the "new Testament" of gasification.

ISBN 1-890607-00-

2

140pp

\$35



Add item #2 to my shopping cart.

***GENGAS: THE SWEDISH CLASSIC
ON WOOD FUELED VEHICLES:*** (SERI-

1979) T. Reed, D. Jantzen and A. Das, with index. This is the "Old Testament" of gasification, written English translation, of "Gen-Gas", written by the Swedish Royal Academy at the end of WW II after successfully converting 90% of transportation of WW II Sweden to wood gasifiers.

ISBN 1-890607-01-

0

340pp

\$40



Add item #5 to my shopping cart.


PRODUCER-GAS: ANOTHER FUEL FOR MOTOR TRANSPORT: Ed. Noel Vietmeyer (The U.S. National Academy of Sciences-1985) A seeing-is-believing primer with historical and modern pictures of gasifiers. An outstanding text for any introductory program.

ISBN 1-890607-02-

6

80pp

\$10



Add item #7 to my shopping cart.

SMALL SCALE GAS PRODUCER-ENGINE SYSTEMS: A. Kaupp and J. Goss. (Veiweg,1984) Updates GENGAS and contains critical engineering data and good common sense, indispensable for the serious gasifier project. Ali Kaupp is thorough and knowledgeable.

ISBN 1-890607-06-

1

278pp

\$35



Add item #6 to my shopping cart.

***FUNDAMENTALS, DEVELOPMENT,
AND SCALE UP OF THE AIR-
OXYGEN STRATIFIED DOWNDRAFT
GASIFIER:*** T. Reed, M. Graboski and B.
Levie (SERI 1988). In 1980 the Solar
Energy Research Institute initiated a
program to develop an oxygen gasifier
to make methanol from biomass. A
novel air/oxygen low tar gasifier was
designed and studied for five years at
SERI at 1 ton/d and for 4 years at Syn-
Gas Inc. in a 25 ton/day gasifier. This
book describes the theory and operation
of the two gasifiers in detail and also
discusses the principles and application
of gasification as learned over eight
years by the author-gasifier team.

ISBN 1-890607-03-
7

290pp

\$40

Add item #8 to my shopping cart.

***EVALUATION OF GASIFICATION
AND NOVEL THERMAL PROCESSES***

FO W. Niessen et al. A 1996 NREL
report by on energy conversion
processes for MSW.

ISBN 1-890607-15-0

198pp

\$27.50

Add item #9 to my shopping cart.



***CONSTRUCTION OF A SIMPLIFIED
WOOD GAS GENERATOR:*** H.

LaFontaine (1989) - Over 25 drawings and photographs on building a gasifier for fueling IC engines in a Petroleum Emergency (FEMA RR28).

ISBN 1-890607-11-8

68pp

\$17.50



[Add item #12 to my shopping cart.](#)

***DRIVING ON WOOD: THE LOST ART
OF DRIVING WITHOUT GASOLINE:***

3rd Edition N. Skov and M. Papworth, (1974). Description and beautiful detailed drawings of various gasifiers and systems from World War II. In this new edition we have reduced Skov's 20 X 30 in plans to 11 X 17 " and bound them in the book, still very readable.

The gasifier was used to drive a Checker car around campus. Nils Skov was in the Danish Underground and write of his experiences in a new book, see www.kalama.com/~NASKOV/

ISBN 1-890607-09-

6

80pp

\$27.50



[Add item #14 to my shopping cart.](#)

NEW/OLD: MODERN GAS

PRODUCERS: N. E. Rambush, the most complete collection of information on the golden age of coal gasification, when every city had a "gasworks" . Lots of food for thought on biomass gasification and why it's different.

ISBN 1-890607-18-5

550 pp

\$40



[Add item #18 to my shopping cart.](#)

WOOD GAS GENERATORS FOR VEHICLES: Nils Nygard's (1973).


Translation of recent results of Swedish Agricultural Testing Institute a sequel to Gen-Gas.

ISBN 1-890607-08-8

50pp

\$5

unchanged!



[Add item #11 to my shopping cart.](#)

Synthetic Fuels

Oil is nice but getting pricey and less available. Here are a few alternatives that I have worked on. See also "Fundamental Study and Scaleup..." above.

BIOMASS TO METHANOL

SPECIALISTS' WORKSHOP: Ed. T. Reed and M. Graboski, 1982 Expert articles on the conversion of biomass to methanol from a conference in 1982 when we were still worried about oil...

ISBN 1-890607-10-

X

331pp

\$40



Add item #13 to my shopping cart.


BIODIESEL POWER: The Passion, the People, and the Politics of the Next Renewable Fuel by Lyle Estill, New Society Publishers, 2005. "Biodiesel has buzz." So says Lyle Estill, V.P of Stuff at Piedmont Biofuels LLC in North Carolina and author of the newest addition to our list of important and helpful books, *Biodiesel Power*. The actress Daryl Hannah, a prominent biodiesel activist, says that Estill "has chronicled (like no other) the complex and often entertaining dynamics of the burgeoning world of biodiesel." The book has occasional flashes of humor and insight. It provides some instructions for making and using biodiesel, and it's a "good read."

ISBN:

0865715416

288pp

\$16.95 **unchanged!**



Add item #25 to my shopping cart.


BIODIESEL: GROWING A NEW ENERGY ECONOMY by Greg Pahl, Chelsea Green Press, 2005. Greg Pahl has brought the history and technology of biodiesel together in this comprehensive, well written book. On pp 152-3 he records the history of the invention of waste oil biodiesel by T. Reed at the BEF, as well as all the other contributions by our friends.

ISBN: 1-931498-65-

2

281pp

\$18 **unchanged!**



Add item #23 to my shopping cart.

Gasifier Tars

Coal gasification is a done deal - see our "Modern Gas Producers". But biomass pyrolysis produces mainly volatiles (tars) that can be a great nuisance unless properly measured and removed. Here are two books directly addressing that problem....

REVISED: CONTAMINANT TESTING FOR GASIFIER ENGINE SYSTEMS: A.

Das (TIPI 1989, 1999). Test that gas for tar! Long engine life and reliable operation requires a gas with less than 30 mg of tar and particulates per cubic meter (30 ppm). The simplified test methods described here are adapted from standard ASTM and EPA test procedures for sampling and analyzing

char, tar and ash in the gas. Suitable for raw and cleaned gas. New edition & figures.

ISBN 1-890607-04-

5

32pp

\$12.50



Add item #3 to my shopping cart.

BIOMASS GASIFIER "TARS": THEIR NATURE, FORMATION, AND

CONVERSION: T. Milne, N. Abatzoglou, & R. J. Evans. Tars are the Achilles Heel of gasification. This thorough work explores the chemical nature of tars, their generation, and methods for testing and destroying them. (100 page bibliography also available for additional \$10)

ISBN 1-890607-14-

2

80pp

\$30



Add item #4 to my shopping cart.


Other Books

As you can see, I have been involved in energy research all my life. My book on thermodynamics below prepared me for sophisticated calculations. King Hubbert was my office mate when I worked at Shell Oil...

BEYOND OIL: THE VIEW FROM HUBBERT'S PEAK by Kenneth

Deffeyes, Hill and Wang
(March 15, 2005) Hardcover. Ken Deffeyes is a famous petroleum geologist at Princeton. In this book he uses the methods that Hubbard developed to predict the 1974 peak in US oil production, to predict a 2005 peak in world oil production. He then considers what our fuel options will be as the oil prices double every 5 years. Be prepared for an exciting century!

ISBN: 0809029561 224 pp \$20 **price LOWER!!**



Add item #21 to my shopping cart.

FREE ENERGY OF BINARY COMPOUNDS: AN ATLAS OF CHARTS FOR HIGH-TEMPERATURE CALCULATIONS, 2nd edition, Thomas

B. Reed. We published this book with MIT Press in 1971 when I was working in high temperature materials research. The data and charts apply to all of chemistry, so you can calculate the thermodynamics of almost any reaction. MIT Press, 1971. My magnum opus!
ISBN 1-890607-19-

3
90pp

\$22.50




Add item #19 to my shopping cart.

(not just) for kids!

We're offering our first children's book! We would like to offer more, so if you know of titles we should be offering, please let us know!

Have Fries - Will Travel! Written by
Linda K. Hempel, illustrated by Kathy
Dotson

This is an adventure story for kids of all ages, featuring "Rock," an eco-rap singer, who goes to a used car lot and buys "Tiny," a smelly diesel car. Pretty soon, Rock has Tiny running on biodiesel fuel made from used veggie oil from Rock's favorite restaurant.



The book's introduction was written by film star Daryl Hannah and Grassolean Solutions founder Charris Ford, both of whom use and promote biodiesel. In the introduction, they say "Running our cars on clean-burning fuel grown by farmers is just one of the many ways people can have fun and help take care of the Earth at the same time."

One of the book's key lessons is that keeping the Earth clean and beautiful is everyone's job, and if each of us does "just a little" we'll be able to continue to enjoy its beauties for a "long, long, long time!"

ISBN: 0865715491

72

pp

\$12.95 **unchanged!**

[Add item #24 to my shopping cart.](#)

Ordering

To order any of our books, just click the link that says "Add this to my shopping cart." The shopping cart will calculate appropriate shipping and handling charges, based on the weight of your books and the shipping destination.

CONTACT US

We are located at:
701 Pine Ridge Road, #3
Golden, CO 80403 USA

Our telephone: 303-279-3707

Our fax: 303-279-3734

Our e-mail: mike@befp.org

RETURN POLICY

You may return your books, in "New" condition, by shipping them back to us. We will issue a refund promptly, using the same method that you used to pay for the books (charge card or PayPal).

SHIPPING

UNITED STATES:

Any order up to (and including) \$30 --
\$7.95

Any order up to (and including) \$74 --
\$9.95

Any order up to (and including) \$99.99
-- \$14.95

**Any order of \$100 or more,
shipping is free!**

CANADA and MEXICO: \$15 plus
\$4/lb

CHINA and JAPAN: \$15 plus
\$5/lb

ALL OTHER: \$15 plus
\$6/lb

SHIPPING WEIGHTS - Biomass Energy Books


Price	Item #	BEF ORDER BLANK	WEIGHT (Pounds)
\$35	1	A SURVEY OF BIOMASS GASIFICATION 2000:	1.50
\$35	2	BIOMASS DOWNDRAFT GASIFIER ENGINE SYSTEMS HANDBOOK:	1.50
\$12.50	3	CONTAMINANT TESTING FOR GASIFIER ENGINE SYSTEMS:	0.25
\$30	4	BIOMASS GASIFIER "TARS": THEIR NATURE, FORMATION, AND CONVERSION:	1.00
\$40	5	GENGAS: THE SWEDISH CLASSIC ON WOOD FUELED VEHICLES:	2.50
\$35	6	SMALL SCALE GAS PRODUCER ENGINE SYSTEMS:	2.00
\$10	7	PRODUCER-GAS: ANOTHER FUEL FOR MOTOR TRANSPORT:	0.25
\$40	8	FUNDAMENTAL STUDY .. OF THE AIR-OXYGEN .. DOWNDRAFT GASIFIER	2.50

\$27.50	9	EVALUATION OF GASIFICATION..FOR..MSW	1.00
\$22.50	10	DENSIFIED BIOMASS: A NEW FORM OF SOLID FUEL:	0.50
\$5	11	WOOD GAS GENERATORS FOR VEHICLES:	0.10
\$17.50	12	CONSTRUCTION OF A SIMPLIFIED WOOD GAS GENERATOR:	1.00
\$40	13	BIOMASS TO METHANOL SPECIALISTS' WORKSHOP:	2.50
\$27.50	14	DRIVING ON WOOD	1.00
\$30	15	GASIFICATION OF RICE HULLS: THEORY AND PRAXIS:	2.00
\$ 2	16	TREES:	0.10
\$35	17	TREE CROPS FOR ENERGY CO-PRODUCTION ON FARMS:	2.00
\$40	18	MODERN GAS PRODUCERS (1923)	2.50
\$22.50	19	FREE ENERGY OF BINARY COMPOUNDS	1.00
\$60	20	ENCYCLOPEDIA OF BIOMASS THERMAL CONVERSION	4.00
\$20	21	BEYOND OIL: THE VIEW FROM HUBBERT'S PEAK	1.00
\$25	22	BIOMASS TO ENERGY: THE SCIENCE AND TECHNOLOGY OF IIsC	1.00
\$18	23	BIODIESEL: GROWING A NEW ENERGY ECONOMY	1.00
\$12.95	24	HAVE FRIES - WILL TRAVEL!	1.00
\$16.95	25	BIODIESEL POWER	1.00
\$55	26	WOODGAS CAMP STOVE	4.00
\$75	27	XL WOODGAS CAMP STOVE	4.00



WOODGAS

About the biomass energy foundation



Home

**Biomass
Energy**

**Gasification &
Reforming**

Liquid Fuels

**Wood
Cooking**

The Biomass Energy Foundation (BEF) is a 501-3-C non profit foundation devoted to biomass energy and specializing in gasification.

**Energy
Rosetta Stone**

The BEF was founded in 1984

Bookstore

by my good friend and mentor, Dr.

**About the
BEF**


Harry
LaFontaine.

Links

Harry built gasifiers during World War II as a cover for his nighttime activities in the Danish Underground.

**Become a
Member
of the
Biomass
Energy
Foundation**

When the "energy crisis" struck in 1974, Harry gave lectures and demonstrations on gasification in many universities around the East. He converted a Lincoln Continental stretch limo to WoodGas and demonstrated it and lectured on gasification in many Eastern colleges.



Tom Reed met Harry in 1985. In 1982 Harry set up a 501-3-C (not for profit) foundation for his activities in biomass. Reed was invited to be a member of the board of directors of BEF. At that time Tom Reed began to publish books at the Biomass Energy Foundation.

In 1994 Harry died (at age 80) and left the BEF to Dr. Reed to pursue its original purposes. It is used for research, consulting, publishing and travel activities in the field of biomass and gasification. The BEF is able and willing to sponsor projects related to these purposes.



Tom in Amsterdam, 2001

Currently **Tom Reed** is president and his wife Vivian is secretary of the BEF. Mr. Tom Smith is the treasurer. We have been publishing books and developing new gasifiers and stoves, and now we are expanding into stove

manufacture and alternate fuel research.

CURRENT RESEARCH IN ALTERNATE ENERGY AT BEF

I am a Physical Chemist (PhD, U. Minn.) and I love research, (as well as engineering, teaching, inventing, and now manufacturing stoves). Following my extended careers at Linde (Praxair) on high temperature research (8 years) and at MIT (18 years in Material Science), I became interested in Alternate Energy and Fuels. I published a major article in *Science* on *Methanol as the Fuel of the Future* in 1973 that totally changed my career.



I have a laboratory in my garage and workshop in my basement where I perform experiments on biomass pyrolysis and gasification, make stoves and am measuring flame velocities.

In 1990 I developed with Bill Mobeck an oil absorbent called "SeaSweep".

I have been working on **small gasifiers** since 1980. Starting in 1998 I have been working on the design of small gasifiers for distributed power with the **Community Power Corporation**, CPC. In 1999 we built a small 5 kW gasifier in my garage workshop.

In 2000 we installed a 15 kW combined heat and power gasifier in a village in the Philippines and in 2001 another at the Hoopa Indian reservation.

In 1985 I began work on gasifiers for cooking and we are

currently manufacturing and selling a WoodGas stove for campers.


In 2002 I began working with the National Alternative Fuels Foundation, [NAFF](#). We believe that there are important improvements that can be made to fuels such as gasohol and biodiesel and we are building a research laboratory to investigate these fuels.

In 2002 I built 15 of our woodgas campstoves in my shop and gave them to various people to test. With positive results from those tests in 2003 Shivayam Ellis produced 100 stoves to market at our new corporation, WoodGasLLC. We now [sell these stoves](#) through this website.

In 2004 we were selected as a subcontractor to design a stove for army field kitchens.

Our most recent research is described in the [Biomass Energy Foundation's new website!](#)

Contacts: tombreed@comcast.net



WOODGAS

MAJOR BEF links



Home

**Biomass
Energy**

WOODGAS SITES WORTH VISITING (added in August 2006):

**Gasification &
Reforming**


- **WoodGas in Wikipedia**
- **Greentrust**
- **WoodGas Producers**
- **A WoodGas Stove**
- **Australian Van conversion**
- **Wood and WoodGas Stoves**

Liquid Fuels

**Wood
Cooking**

Major BEF links...

**Energy
Rosetta Stone**



Bookstore

**About the
BEF**

REPP - THE RENEWABLE ENERGY POLICY PROJECT

Links

REPP, (formerly CREST) is a site dedicated to renewable energy. I am the moderator at their site "GASIFICATION" and we have 5 years of archives of hundreds of letters to and from members of the field. When last I checked there were >300 members of GASIFICATION and a similar number from STOVES, but we mostly hear from a few dozen. (I presume the rest are "lurking" and will respond when someone touches their hot button.)

**Become a
Member
of the
Biomass
Energy
Foundation**

REPP maintains **files on** GASIFICATION, STOVES, BIOCONVERSION, BIOENERGY, ETHANOL, BIOGAS, and other areas relevant to biomass energy. Check the other sites out too if you are interested. Read over their archives to get a flavor. Anyone interested in joining the gasification (or other) discussion groups should visit the site and follow their **instructions** for joining or check out the **old** and **new** archives. We are particularly interested in the **STOVES** group since we are developing and working with manufacturers of **WoodGas Stoves**.

CPC: I have been working with the Community Power Corporation here in Denver to develop Small Modular Biomass Power systems and woodgas cookstoves since 1998. We have had operating gasifier power systems in the Philippines and US and contracts for many gasifier projects. Visit our site to see our major advances in this field.



BIODIESEL - McDIESEL - EEA In Fall 1989, Dr. Tom Reed developed a process for the conversion of animal fats and vegetable oils to their methyl esters for fuel purposes. The product is now called "Biodiesel" and the process is quite simple. It works for new vegetable oils (~\$2/gal) or waste oil (<\$0.50/gal). Guess which the US Department of Agriculture is pushing. Tom Reed is the grandfather of biodiesel from waste cooking oil. He is now running his 2002 VW Jetta on 20% biodiesel and plans to run 100% this summer.

OTHER LINKS: Here are links that I have found useful and thoughtful about Alternate Fuels stoves, biomass, thermodynamics etc. I'll be adding more soon.

pelletbase - a free fuel pellet & biomass forum

Stovesonline supplies stoves mainly to the UK domestic market but they have also been supplying stoves for

refugees/crisis situations and recently supplied 500 stoves to Pakistan.

Welcome to the NIST WebBook - Thermochemical data for over 7000 organic and small inorganic compounds:

CGPL Home Page - The "Combustion, Gasification, Pyrolysis Laboratory in Bangalore, India with 10 times the research we do in alternate fuels

Alex English's Stove Page - Alex displays recent work on cookstoves

Gridwise (sm) Power Guide - GridWise seeks to modernize the nation's electric system - from central generation to customer appliances and equipment

Vegivan - Josh Tickel's page on Biodiesel and making your own..

APPROVECHO RESEARCH CENTER - Research on stoves and alternate energy

ETHOS - Research on wood stoves at Approvecho Summer Camp, 2005

BIOBIB - A Database on biofuels

Soygold - Solvents, Diesel Additive, and Methylated Seed Oil - Other chemicals you can make from biodiesel

NREL Homepage - The National Renewable Energy Laboratory here in Golden has been doing "renewable energy research" since 1990. Too bad they didn't focus on "renewable fuels".

This is Winrock - The Winthrop Rockefeller Foundation funds proven technology around the world

Fluidyne Gasifiers - Doug Williams at The Fluidyne Company of New Zealand has been making gasifiers for 25 years and makes some of the best comments at "Gasification"

Pellet Stoves - Wood pellet stoves for post "cheap oil" era

Peterson Corp - Heavy machinery converts low-grade organic materials into high value products. Industrial chippers produce high quality, low bark pulp chips for the biomass/wood energy market. Asphalt shingle grinders


recycle roofing materials for re-use in road surfacing and other applications.

ZZ Manufacturing Stoves - Steve Scofield's new production of the pretty good Hottenroth Sierra camp stove...

The Shell Foundation - Shell has decided to support renewable energy big time...

Welcome to M. K. Hubbert Center - The latest on when the oil runs out...

Last updated ~ September 2005. Send me other links you think may be important for biomass at tombreed@comcast.net





Clean hydrogen flame, invisible during daylight.



Biomass
ENERGY
FOUNDATION

ABOUT US

- Who We Are
- Our Vision
- Team
- Science Advisors
- History

PROGRAMS

- Ongoing H2 Projects
- Açai Brazil
- BEF 2006 Goals

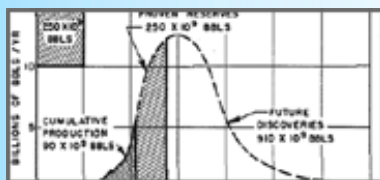
LEARN

- Hydrogen
- Fuel Issues
- Peak Oil
- Biodiesel
- Biomass
- Scientific Papers
- Bookstore

MEMBERSHIP

Join Us

Our Mission is to Develop and Deploy Renewable Alternative Fuels



>The era of Cheap Oil is over. Alternatives are imperative.



>Buy hard- to-find and interesting books about biomass, gasification, peak oil and more.



You will also want to visit Dr. Reed's long-running (and very popular) **Woodgas website!**

Be a Charter Member

WOODGAS

THE WOODGAS CAMP STOVE!

Home

Biomass Energy

Gasification &
Reforming

Liquid Fuels

Wood Cooking

Bookstore

About the BEF

Links

Become a
Member
of the Biomass
Energy
Foundation

GREAT NEWS! We're now selling Tom's WoodGas camp stoves!

WoodGas Camp Stoves provide the cleanest heat in the remotest area, burning almost any fuel nature provides. Stay longer on any trip, using the stove that doesn't require commercial fuel.

- Cooks cleanly with very little smoke.
- Burns wood, pine cones, leaves - any plant based fuel.
- Light and compact. Equivalent to weight of a 1-Quart bottle of propane.
- Easy refueling while burning for long cooking sessions
- Two speed setting provides heat control. Great for camping, backpacking, or smores anywhere.
- Calibrated to reproduce the heat of a normal kitchen stove.

The current dimensions for the WoodGas LE are:

Weight: 23 oz


Height: 6.25"

Diameter: 5.1 "

Note: the unit requires two AA batteries to run the small fan.



Welcome, Biomass
Energy Foundation
supporters!



**Click here to visit
the Biomass
Energy Foundation
site.**


**Add a WoodGas Camp Stove to my
shopping cart!**

- **Original WoodGas Camp Stove \$55**
- **WoodGas XL Camp Stove \$75**



See what people using WoodGas Camp Stoves have to say.

Return to the bookstore.





Biomass
ENERGY
FOUNDATION

**Memberships make a
great gift**

ABOUT US

Who We Are
Our Vision
Team
Science Advisors
History

PROGRAMS

Ongoing H2 Projects
Açai Brazil
BEF 2006 Goals

LEARN

Hydrogen
Fuel Issues
Peak Oil
Biodiesel
Biomass
Scientific Papers
Bookstore

MEMBERSHIP

Join Us

Yes, I would like to support the work of the Biomass Energy Foundation. I am excited about renewable, clean, alternatives to oil.

\$35 Team Member

JOIN

\$50 Energy Steward

JOIN

\$100 Energy Source

JOIN

\$1,000 Harry LaFontaine Circle

JOIN

\$15 Student/Senior

JOIN

Biomass Energy Foundation is a 501(c)3 corporation.

Your contributions are fully tax-deductible!


[Join](#) / [Shop Online](#) / [FAQ](#) / [Privacy Policy](#) / [Contact](#) / [Media](#)

Copyright 2005 Biomass Energy Foundation

Old & Modern Gasifiers

On March 9, 2001 I visited a Mr. Mel Strand at his home in Boulder, CO. Mel was born in Minneapolis, but during WWII he was stranded in Norway during the occupation and drove a gasifier truck - delivering groceries in the day and weapons to the underground at night.

Mel returned to the U.S. after the war and his career has been in machining and fabrication. As a hobby a few years ago he decided to construct the gasifier he remembered it from a 1948 Chevy pickup. What a beauty he made!



Mel turned on the auxiliary starting fan, and started the gasifier on large aspen chunks with a newspaper. After a few minutes he lit the gas at the front of the truck and started the engine. We drove around Colorado Springs for several hours. I realized what an art it was to drive a gasifier car, since he could control the spark advance, air fuel ratio and throttle, all from the steering column, while talking about the old and new days.

Modern Small Gasifiers

A great deal of development of gasifiers is going on around the world.

In 1999 I collaborated with the company Community Power, **CPC**, Corporation, CPC, to build a 5 kW "Turnkey, Tarfree" gasifier using new principles I had discovered and learned. The picture at the right shows Kurt Kirscher, Shivayam Ellis, myself, Agua Das and Robb Walt (President of CPC) outside my laboratory.



CPC developed this gasifier with the aid of grants from the US DOE, Shell International, the California Energy commission and others into field gasifiers tested in Alaminos in the Philippines and the Hoopa Valley Indian Reservation in California.

CPC is now quite active in many aspects of gasifier research and has a dozen 15 kW "Turnkey, Tarfree" gasifiers in the field and used by the US Forest Service and Others to turn forest litter and biomass trash into heat and power. CPC is now also developing a 5 kW heat/power and a 50 kW gasifier.



THE DASIFIER FOUNDRY GASIFIER

Here's a nifty gasifier developed by my colleague and co-author, Agua Das, for melting bronze and other metals with biomass. Built from tincans and a refrigerator compressor, it burns all kinds of biomass trash. I also call it an "up-down draft gasifier. See the description at "[Dasifier](#)".



BIG GASIFIERS

I have lots of descriptions of large gasifier projects in my book "Survey of Biomass Gasification - 2000" (see [Books](#)). Here is the famous Burlington Vt. 5 MW fluidized bed that makes a very rich gas of 15 MJ/m³. It is based on the double fluidized bed developed at Battelle and has been scaled up by FERCO and the US Dept. of Energy. It operates on wood chips from the Vermont forests. I believe it is no longer in operation (July, 2004).

The BEF is involved with research, design and construction of all gasifier sizes.




GASIFIERS FOR FUELS AND CHEMICALS

When biomass is gasified with *air* the resulting gas has ~50% nitrogen, and so is good only for use at the point of origin. For pipelines, for some storage or for chemical synthesis, oxygen gasification produces a gas with twice the energy (~12 MJ/m³) while pyrolytic gasification can produce a gas with 20 MJ/m².

In 1973 at MIT, I wrote the lead article for the journal Science, "[Methanol: A versatile Fuel for Immediate Use](#)", (Vol. 182, pp 1299, 1973). Unfortunately, the US chose not to develop fuels alternative to gasoline and so has been exporting money for oil to finance terrorists. Read the sad story at our [Methanol](#) page.

In 1980 we built an oxygen gasifier at SERI/NREL which eventually was tested on pure oxygen at the 25 ton/d level. This is discussed in our book FUNDAMENTAL STUDY AND SCALE UP OF THE AIR-OXYGEN STRATIFIED DOWNDRAFT GASIFIER on the [Books](#) Page.





WOODGAS

METHANOL: A VERSATILE FUEL FOR IMMEDIATE USE

[Home](#)
[Biomass Energy](#)
[Gasification & Reforming](#)
[Liquid Fuels](#)
[Wood Cooking](#)
[Energy Rosetta Stone](#)
[Bookstore](#)
[About the BEF](#)
[Links](#)

I began experimenting with alcohol and alcohol blend fuels in 1973 when I worked at MIT. I published my results in an article¹, "[Methanol: A Versatile Fuel for Immediate Use](#)" with a colleague, Bob Lerner in the premier science journal, SCIENCE (Vol 182, p.1299) in December 1973. This coincided with the peak of the first OPEC gasoline shortage and the article was summarized in the New York Times. I couldn't believe the attention we got. The public and Congress didn't realize that cars can run on other fuels than oil. I testified in the U.S. Senate and several state legislatures and had many phone calls inquiring about what I knew and telling me many things I didn't know.

One reader, a Mr. Hawley from Minneapolis had made a great deal of money in oil and gas and sent a check for \$100,000 to me and MIT to do research on methanol production and use. I took a year leave of absence from my material science interests to work at the newly created MIT Energy Laboratory (and teach Thermodynamics). We set up a gas station test for MIT students and faculty who would be willing to use our blends in order to find out what problems might arise.

**Become a
Member
of the
Biomass
Energy
Foundation**

Unfortunately the oil and motor industry was less than enthusiastic. A few months later a grant of \$1,000,000 was given to the MIT Energy Laboratory. We were informed that the oil companies were the real experts in this field and so the permission to run the tests was revoked after we had spent 6 months and \$50,000 developing our test methods.

In 1975, SCIENCE sent a reporter, Allen L. Hammond, to MIT to investigate the project cancellation. Science published a news article¹, "**Methanol at MIT: Industry Influence Charged in Project Cancellation**", (vol 190, p. 761, November 1975).

It is interesting - and fruitless - to speculate on how history might have been different if the US had developed an aggressive synthetic fuel program in the 1970s. The threat of alternate production from gas, coal or biomass would have tempered future rises in oil prices and reduced our funding of the Near East oil sheikhs. It would have prevented the Iran-Iraq war and the US Iraq wars and the terrorist attacks and 9-11 and saved thousands of life; it would have also saved millions of dollars. And we would have a much better estimate of the cost and means of producing the alternate fuels that we will need as the oil runs out.

*"Of all sad words of tongue or pen, The saddest are these
"It might have been" (Whittier)*

Now, 30 years later and facing another presidential election, we can hope that we can develop a sensible energy policy


~~~

Permit me a little personal history of how I came to be interested in alternate fuels. In 1972 I was working at the Massachusetts Institute of Technology (MIT) in crystal growth. I ate lunch occasionally with a Peter Robeck who grew up in Germany and knew a great deal about the Nazis synthetic fuel program during WWII. He flew a spotter plane at the battle of Stalingrad fueled with what we now call "gasohol", a high octane mixture of gasoline and ethanol (the drinking alcohol made by fermentation of corn etc) .

Oil, diesel and gasoline have become such a major base of our society that I first heard concerns about "when the oil runs out", in 1959, and we still do. I became interested in the question of alternate fuels in 1973 when my boss asked me to look into "hydrogen from sunlight" as a possible new energy source. However, hydrogen does not occur in nature and Mother Nature has had 3 billion years of development on renewable fuels through photosynthesis. So I began inquiring about alcohols as fuels. Ethanol is easily made from any starchy plant and Henry Ford predicted that some day our case would be running on fuels growing beside the road.

However, methanol is by far the simplest and cheapest (\$0.15/gal at that time) synthetic fuel to make synthetically. It is used in preference to gasoline at the race track, and I learned in 1973 that student teams had converted cars to methanol and won clean air car races. It is made in enormous quantities, mostly from natural gas. It is also be made in well known processes from coal, wood, agricultural and forest wastes and municipal

wastes, according to...

Gas, Coal, Biomass ==> (gasification, catalytic conversion, separation) ==> METHANOL or other alcohols or FT diesel

A close friend of mine, Dr. John Anderson, had just patented a process for converting municipal waste to synthesis gas which could be used to make methanol. I wrote a draft of the article for SCIENCE magazine proposing that methanol would be the most likely replacement for gasoline as the oil ran out. I gave the article to another friend, Dr. R. M. Lerner to read and comment. He liked the article, but suggested that the transition to a methanol fueled future would be easier if it could be blended in increasing amounts into gasoline, say starting with 5 to 10% and gradually developing more capacity as oil became increasingly difficult to find.

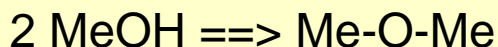
I liked this suggestion, so tested a little methanol in gasoline and found it dissolved at all ratios (at room temperature). Being adventurous and having an aging 1969 Toyota, I got a gallon of methanol from the stockroom and added it to my tank to get a 10% mixture. It started fine and I spent the afternoon doing several errands - didn't notice any difference in the driving. After a few more tanksfull of 10% methanol in my gasoline, I noticed that the "tank to tank" fuel economy was equal to or better than gasoline. As a chemist, I knew that a gallon of gasoline had twice as much energy as a gallon of methanol, so I didn't believe it so decided to make some more scientific tests. I obtained a fuel burette (graduated cylinder) and mounted it in the window of my car and drove over a test course involving a 1 mile hill climb using 0%, 5%, 10%, 15% and 20% methanol in the burette. My

mileage went up from 26.8 MPG on gasoline to 28.8 MPG on 15% methanol (a 7% increase), then declined but was still drivable.

~~~

Propane is one of my favorite fuels, because we can ship and store it as a liquid under very modest pressure, but it burns very cleanly because it is a gas at room temperature, so that it is easy to mix in proper proportion with air. Unfortunately, there isn't nearly enough for our needs in the oil barrel.

An even better fuel closely related to methanol is dimethyl ether, DME, made by combining two methanol molecules (or directly with a suitable catalyst, according to



Dimethyl ether boils at -23.6 C, propane at -42.1, so DME can be shipped, stored and burned in similar equipment. It is even easier to make synthetically than methanol.

¹ Our thanks to the Journal SCIENCE for permission to publish. Please note, "Readers may view, browse and/or download material for temporary copying purposes only, provided these uses are for noncommercial personal purposes. Except as provided by law, this material may not be further reproduced, distributed, transmitted, modified, adapted, performed, displayed, published or sold in whole or in part, without prior written permission from the publisher".



Many people are converting “yellow grease” to biodiesel or using it directly. (See http://en.wikipedia.org/wiki/Yellow_grease) and <http://www.easternct.edu/depts/sustainenergy/calendar/biodiesel/Geise%20-%20Biodiesel%20from%20Recycled%20Vegetable%20Oil.pdf>)

It requires additional lye to neutralize the free fatty acids and the process so more chemistry than the kitchen provides.

¹ Corn based ethanol has been a “renewable fuel” since about 1980, available as a 10% blend with gasoline. It competes directly with corn for food and can cause economic upsets if we make too much. Biodiesel is made from soy oil and many other vegetable oils and animal fats. Soy beans are raised primarily for their protein content and the oil is a by product, since many other plants also contain vegetable oils. Used cooking oil (yellow grease) is a waste product, but is fed to cattle or burned for heat.

I have been running my diesel vehicles on biodiesel since I first discovered it in 1990 and it is now the most successful of our “renewable fuels”.

² Don’t worry about long complicated chemical names. They are usually descriptive of the molecule and more like a map. You probably heard them in high school chemistry and promptly forgot them. Your doctor measures the “triglyceride” content of your blood on any blood test. Healthy humans are typically about 20% triglyceride (fat) or else all your joints would squeak. Making biodiesel on a large scale is a task for chemical engineers. It is a relatively simple process, but requires purification and washing to make a commercial fuel

³ Don’t worry about these long and complicated chemical names. They are usually descriptive of the molecule and more like a map. Your doctor measures the “triglyceride” content of your blood on any blood test. Healthy humans are typically about 20% triglyceride (fat) or else all your joints would squeak. Making biodiesel on a large scale is a task for chemical engineers. It is a relatively simple process, but requires purification and washing to make a commercial fuel.

⁴ The easiest source of methanol is Dri- Gas, obtainable from any automotive store. Be sure to get the cheap yellow variety - contains methanol - not the red one containing iso-propyl alcohol. Methanol is also used as the preferred fuel at most race tracks and you can buy a 5 gallon can.) The methanol must be new and DRY.

⁵ Red Devil lye or the equivalent is carried by most grocery and hardware stores. Read the safety instructions. Stir well into the methanol with a wooden spoon, crushing as needed until all the flakes disappear. The mixture will be slightly cloudy and is called "sodium methoxide".



WOODGAS

COOKSTOVES

Home

Biomass Energy

Gasification & Reforming

Liquid Fuels

Wood Cooking

Half the world (~3 billion people) cooks substandard meals, consuming too much wood, breathing too much smoke and burning the kids. My grandmother had a wood/coal range that worked pretty well, but wood is difficult to burn on a smaller scale. On first lighting the volatiles are driven off faster than combustion air can be supplied. Then, when the wood is reduced to charcoal, it is difficult to supply enough air to make flames. We think that our WoodGas stoves are the best fix for these problems. However, we don't think they are the only fix and there is a lot of good work going on around the world. The best way to keep in touch is to join the **STOVE** discussion group at the Renewable Energy Policy Project, REPP.

Energy Rosetta Stone

Bookstore

About the BEF

Links

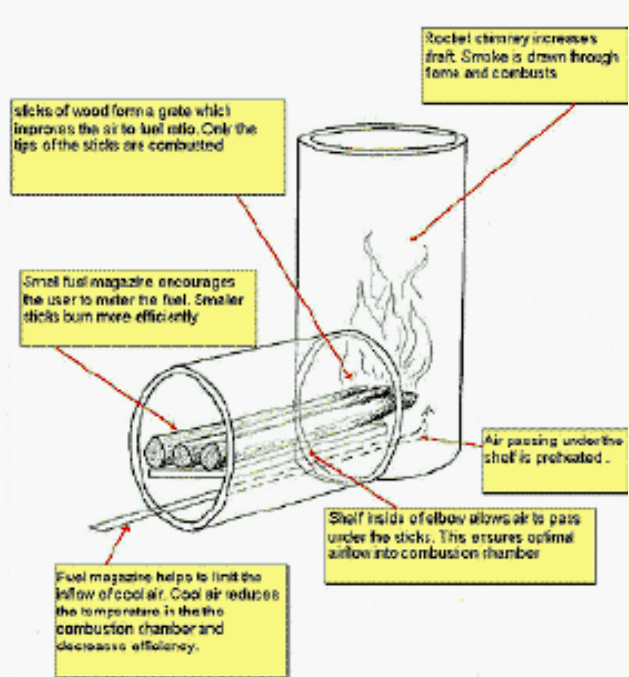

Become a Member of the

Biomass Energy Foundation

REPP maintains a discussion group on STOVES and GASIFICATION with archives of thousands of letters on file asking and answering questions about all aspects of biomass stoves and gasification. Anyone seriously wanting to help with world stove problems should join this group.

The **Aprovecho** research institute is actively developing new improved stoves and deploying them around the world. They also maintain a school for cookstoves, alternative building methods etc. Worth a trip anytime. They will be having a Spring Cookoff in June 2003. Maybe I'll see you there.

I have long admired the wood stoves developed by Fred Hottenroth. Unfortunately, Fred died several years ago, but the stoves are still being manufactured by the ZZ Manufacturing Co.



Source:

<http://www.zzstove.com/>

Source:

<http://www.aprovecho.net/at/atindex.htm>

However, these are not gasifier stoves, so have lots of unburned gas. Gas which burns more than an inch above any stove will be quenched by the cooking pot when it is put on the fire, resulting in blackened pots and high emissions.

You can purchase a **WoodGas Camp Stove** through our online bookstore.



WOODGAS

WOODGAS COOKSTOVES



- Home
- Biomass Energy
- Gasification & Reforming
- Liquid Fuels
- Wood Cooking
- Energy Rosetta Stone
- Bookstore
- About the BEF
- Links

Gas from wood? That's my specialty and the name of this site.

It is now possible to turn wood into Wood-Gas which is then easy to burn efficiently with low emissions, as shown above. I have been working on wood-gas stoves since I became aware of the world cooking problem on a trip to South Africa in 1985. We have developed both natural

**Become a
Member
of the
Biomass
Energy
Foundation**

convection (with Ron Larson) and **forced convection** stoves (Patent applied for). Check out these papers for the principles of WoodGas stoves and performance details. We expect to continue this work indefinitely and hope to deploy a billion stoves to ease the world cooking problem - an ambitious target. (You can also use larger variations of these stoves for clean, indoor cooking and other major heat applications.)

Our first target for this fundamental new development is the U.S. campstove market. There are lots of campers that don't want to lug propane or gasoline on their backs and do want to use the biomass they find along the way. There are lots of others worried about possible cutoff of gas or power. They are critical users and we will welcome their comments (at [**tombreed@comcast.net**](mailto:tombreed@comcast.net)).

We believe our WoodGas Cook Stove far exceeds the performance of any other biomass cooking device. It will burn twigs, chips or the wood-pellets widely sold in hardware stores (typically \$3 for a 40 lb bag). It generates 1.5 - 3 KW of heat, comparable to the big element on an electric stove; it burns only 10 g of fuel/min (40% efficient); and it can be used indoors with minimal emissions. It uses a single AA cell that lasts 3 hours on HIGH and 6 hours on LOW. We hope a lithium hydride battery and solar charger will be available as an accessory soon.

The current dimensions for the WoodGas LE are:

Weight: 23 oz

Height: 6.25"

Diameter: 5.1 "

We plan to sell these stoves in the US campstove market first to establish our manufacturing and sales abilities before designing stoves for the international community. The stove sells for \$55 plus shipping and comes with a full instructional manual. You can **[purchase a Woodgas Stove](#)** through this site.

Our second target for wood-gas stoves will be the refugee camps around the world that have 40 million mouths to cook for, and are currently using propane, gasoline or kerosene. They have the skills to manufacture the stove and labor to do it. They could also manufacture for the country as a whole. The BEF is prepared to apply our skills to the needs of developing countries and recommend a stove program that fits local conditions. If interested in working with the Biomass Energy Foundation to develop a stove program for other countries, please check with us at **tombreed@comcast.net**.

You can purchase a **[WoodGas Camp Stove](#)** through our online bookstore.

[See what people using them have to say.](#)

WOODGAS

BIOMASS

WATER CONTENT OF BIOMASS

The water content of biomass can be a major problem if it isn't recognized, and a wet log looks exactly like a dry one , so one can't judge "by eye".

Biomass is a complex fuel, composed of the volatile components (typically 70-90%), charcoal that results on heating (10-30%), some mineral/ash content (1-20%) and varying amounts of moisture. For this reason most analyses are given on a "dry ash free" (DAF) basis.

However, wood and other biomass are almost NEVER bone dry, and go up and down with the seasons. Worse yet, sometimes moisture content is reported on a wet basis (MCWB) and sometimes on a dry basis. When a tree is cut down in summer it can contain 50% moisture (wet basis) or 100% moisture (!) dry basis. These two standards can cause a lot of confusion unless understood.

However it is easy to measure water content. Weigh a sample, then heat to 105 C for 1-4 hours, depending on sample size to find bone dry weight. (I use my wife's oven.) The moisture content wet basis (MCWB) is given by

Home

**Biomass
Energy**

**Gasification &
Reforming**

Liquid Fuels

**Wood
Cooking**

**Energy
Rosetta Stone**

Bookstore

**About the
BEF**

Links

**Become a
Member
of the
Biomass
Energy
Foundation**

$$\text{MCWB} = 100 \times (\text{Initial Wt} - \text{Dry weight}) / (\text{Initial Weight})$$



However, since we are interested in the dry use of biomass and don't want to pay for the water, biomass moisture content is sometimes reported on a "dry" basis (MCDB) where

$$\text{MCDB} = 100 \times (\text{Initial Wt} - \text{Dry weight}) / (\text{Dry Weight})$$

MCWB would be the basis usually assumed, but if one is interested in the fuel or lumber properties, one is most interested in the MCDB.



FUEL DENSITIES



We usually find the mass energy content of fuels tabulated on an energy/mass basis. Yet the energy/volume is often equally important for shipment, storage and use. This table includes the densities of various fuels and calculates the volumetric energy density.

- [Home](#)
- [Biomass Energy](#)
- [Gasification & Reforming](#)
- [Liquid Fuels](#)
- [Wood Cooking](#)
- [Energy Rosetta Stone](#)
- [Bookstore](#)
- [About the BEF](#)
- [Links](#)
- [Become a Member of the Biomass Energy Foundation](#)

ref nr	FUEL TYPE	Mass		Moisture	Ash*	Energy Density	Volumetric		Volumetric		Relative Mass	Relative Bulk Vol.	Relative Bulk Vol.	Relative Mass	Relative Bulk Vol.	Relative Bulk Vol.	Unit**	Cost	Co2 Emissions
		Density	Moisture				Mass	Mass	Energy Density	Energy Density									
		kg/m3	% MC	%	MJ/kg or GJ/ton	GJ/m3	GJ/m3	GJ/m3	GJ/m3	Ener. Dsy	Ener.Dsy	Multiplier	Ener. Dsy	Ener.Dsy	Multiplier	Cost \$	\$/Gj	kg/Gj1	kg/Gj2
		solid	bulk			Solid	bulk	Solid	bulk	(to coal AW)	(to coal AW)	(to coal AW)	(to coal TR)	(to coal TR)	(to coal TR)				
1	Brown Coal - VIC	1120	860	62.5	2	8.0	9.0	6.9		0.33	0.34	2.97				5/t	0.63	93.3	87.7
2	Black Coal - NSW	1450	940	8	22	24.0	34.8	22.6		1.00	1.11	0.90				30/t	1.25	90.7	89.4
3	Petrol		n/a	<1	<1	34.2/l										0.73/l	21.35		71.3
4	Auto Diesel	842		<1	<1	45.7	38.5			1.90						0.74/l	19.25	69.7	74.9
5	LPG		n/a	<1	<1	26.2/l												59.4	64.7
6	Natural Gas	n/a	n/a	<1	<1	37.2/l										n/a	13.81	50.9	59.4
7	Sawdust (wet)	1100	367	50%	<1 variable	11.85	13.0	4.3		0.49	0.21	4.69				20/t	1.69	90.0	
8	Sawdust (air dry)	800	267	10%	<1 variable	17.06	13.6	4.6		0.71	0.22	4.48				20/t		90.0	
9	Woodchips (wet)	1100	550	50%	<1 variable	11.85	13.0	6.5		0.49	0.32	3.13				35/t	2.95	90.0	
10	Woodchips (forest dry)	800	400	10%	<1 variable	17.06	13.6	6.8		0.71	0.33	2.99				35/t		90.0	
11	Wood Pellets	n/a	705	6+ 2%	0.33 to 1	19.75		13.9		0.82	0.68	1.47				165/t	8.35	90.0	
12	US Forest Residues	n/a	340	50%	<1 variable	11.6		3.9		0.48	0.19	5.17				38/t	1.64	90.0	
13	Bagasse (wet)			50%		8.2				0.34									
14	Bagasse (air dry)			13%		16.2				0.68									
15	Charcoal			5%		30				1.25									
16	Torrefied Wood	600	300	10%	<1 variable	21.5	12.9	6.5		0.90	0.32	3.16				n/a			

Biomass Energy Foundation: Fuel Densities

17	Internatl steam coal		850			24			20.4			1.00	1.00	1.00
18	Loose saw dust (dry)		200			18			3.6			0.75	0.18	5.67
19	Wood pellets (dry)	1300	650			18			23.4	11.7		0.75	0.57	1.74
20	Torrefied pellets	1300	650	3%		22			28.6	14.3		0.92	0.70	1.43
21	softwood chips (dry)		190	7%		20						3.8		
22	HD 1/4"sawdust pellets		680			20						13.6		
23	3/8" peanut shell pellets		650			19.8						12.9		
24	Corn		760			19						14.4		
25	Soybeans		770			21						16.2		
26	Coconut shells 1/4"		540			20.5						11.1		
27	Coal bitumous		1100			32.5						35.8		
28	Biodiesel	920				41.2					37.9			
29	Diesel	880				45.7					40.2			

0.62	0.11	9.42
0.62	0.38	2.63
0.61	0.36	2.78
0.58	0.40	2.48
0.65	0.45	2.21
0.63	0.31	3.23
1.00	1.00	1.00
1.27		
1.41		

* Percentages by weight.

Mass energy density (in MJ/kg or GJ/ton) and Solid and Bulk Volumetric density (in GJ/m3) on Low Heat Value or High Heat Value

Costs - Unit cost for Black and Brown coal from Brockway (1997).

Energy density - effects volume of throughput required, storage, cost of transport per btu etc

Figures for Wood Pellets based on 8500 btu/lb. Wood pellets range in energy from just under 8000 to almost 9000 btu/lb.

Figures for sawdust and woodchips are based on an energy value for oven dry eucalypt hardwood of about 19Kj/g. Figures

for energy value by weight for softwoods such as pine, would be about 10% higher.

Figures were converted to energy values at various moisture contents

$$\text{using the formula } EV (\text{energy value @ mc\%}) = EV(od) \cdot (100 - (MC/8)) / (100 + MC)$$

Density of wood reflect approximate averages for common East coast Australian hardwoods. Green density varies considerably

less than air dry density (700- to 900+), reflecting variation in moisture contents of 'green' timber.

Bulk Density of woodchips and sawdust are taken to be 50% and 33% of the original woods density respectively.

1 - Co2 emission factors from www.gas.asn.au/gas1.htm

2 - Co2 emission factors from Oz inst energy site

35.315 cu foot per cu metre

1055.056 joules per btu British thermal units(International table)x 1055.056

Btu (th) x 1054.350

Btu (mean) x 1055.87

** - Unit cost is the cost of the fuel to the end user in units common for that fuel.

Hence coal is cost to power station, petrol to consumers etc. Pellet costs are USD.

^ - Bulk densities for coal as sized for transporting on conveyors.

In terms of value on the world market, 1 green tonne of woodchips is worth \$75/tonne,

compared with \$60 for coal and \$30 for iron ore

FUEL SOURCE references



1	Pers Comm Mr. Michael Laird Mine Strategy Manager Loy Yang Power - email 31 Oct 2000
2	Pers Comm Ross Shirtly - Sevices Manager Eraring Power Station, email 2/11/00.
	Pers Comm Ministry of Energy & Utilities - Pers Comm 31 Oct 2000
3	Australian Institute of Energy web site - www.aie.org.Australia/melb/material/resource/fuels.htm
4	Australian Institute of Energy web site - www.aie.org.Australia/melb/material/resource/fuels.htm
5	Energy value from OzInst energy av of two figures given.
6	Gross calorific value after extraction of NGL's WEC 2000. Price (1998) from Energy at a Glance 1999 NSW
7	
8	
9	
10	
11	from Pellet Flame web site - www.pelletflame.com/pelletanalysis.htm , price averige retail from
	Pellet Fuels Inst Arlington, VA USA in \$US
	energy varies by +- 6% depending on fuel quality
12	Pers Comm Steve Jolley Dec1 00 @ 38\$ per bdt
13	Energy and mc from Greenhouse Gas Assessment handbook
14	Energy and mc from Greenhouse Gas Assessment handbook
15	5mc and 29 according to GGAH
16	Assumed a 20% weight loss TW from "forest dry" chips.
17	approximate plant data from A. Weststeijn
18	approximate plant data from A. Weststeijn
19	approximate plant data from A. Weststeijn
20	data from Tom Reed via A.Weststeijn
21	data from Tom Reeds posting of May 28th, 2001
22	data from Tom Reeds posting of May 28th, 2001

23	data from Tom Reeds posting of May 28th, 2001
24	data from Tom Reeds posting of May 28th, 2001
25	data from Tom Reeds posting of May 28th, 2001
26	data from Tom Reeds posting of May 28th, 2001
27	data from Tom Reeds posting of May 28th, 2001
28	data from Tom Reeds posting of May 28th, 2001
29	data from Tom Reeds posting of May 28th, 2001





DENSIFICATION



PROXIMATE AND ULTIMATE ANALYSES

- [Home](#)
- [Biomass Energy](#)
- [Gasification & Reforming](#)
- [Liquid Fuels](#)
- [Wood Cooking](#)
- [Energy Rosetta Stone](#)
- [Bookstore](#)
- [About the BEF](#)
- [Links](#)
- [Become a Member of the Biomass Energy Foundation](#)

Biomass fuels are characterized by what is called the "Proximate and Ultimate analyses". The "proximate" analysis gives moisture content, volatile content (when heated to 950 C), the free carbon remaining at that point, the ash (mineral) in the sample and the high heating value (HHV) based on the complete combustion of the sample to carbon dioxide and liquid water. (The low heating value, LHV, gives the heat released when the hydrogen is burned to gaseous water, corresponding to most heating applications and can be calculated from the HHV and H₂ fraction.)

The "ultimate" analysis" gives the composition of the biomass in wt% of carbon, hydrogen and oxygen (the major components) as well as sulfur and nitrogen (if any).

The table below, showing Proximate and Ultimate analyses, is from Appendix A of our book¹, and gives analyses of over 140 fuels, including biomass components, natural biomass (woods, agricultural products), processed biomass, other solid and liquid fuels. For ease of reading download to a spreadsheet file.

The Proximate Analysis (D-3175), gives the fixed carbon, volatile and ash content of biomass. The Ultimate Analysis gives the elemental (C, H, O, S, N) analysis. The Gross heating value The data is often published with various articles in widely scattered journals. The data have been brought together for convenience in this one place. These standard ASTM tests and are performed by many laboratories in the country, routinely on coal, but competently on biomass. They typically cost \$100-\$200 so it is good to be able to find collected results for various biomass materials.

Our book "Thermal Data for Natural and Synthetic Fuels", Marcel Dekker, 1998, gives an extended list of the Prox and Ult analyses of about 300 forms of biomass, most of which were collected in the thesis of S. A. Channiwala from the Indian Institute of Technology, 1992.

I have long been fascinated with the close relationship between the heat of combustion (high heating value, HHV) and the elemental composition as given in the ultimate analysis. This was first noticed by DuLong in the 19th century and brought up to date by other scientists. Most recently a Mr. S. A. Channiwala 1992 thesis, The

Indian Institute of Technology, Bombay) collected data on over 200 species of biomass and fitted the following equation to the data:

$$\text{HHV (in kJ/g)} = 0.3491\text{C} + 1.1783\text{H} - 0.1034\text{O} - 0.0211\text{A} + 0.1005\text{S} - 0.0151\text{N}$$

(where C is the weight fraction of carbon; H of hydrogen; O of oxygen; A of ash; S of sulfur and N of nitrogen appearing in the ultimate analysis.)

He found that this equation fitted the experimental data with an average error of 1.45%, typical of the error of most measurements. This equation permits using heat values in calculations and models of biomass processes.

Other analyses can be found at the following websites:

[The Energy Center of the Netherlands](#),

[IEA](#), The International Energy Agency,

[Biobib](#) (Austria)

Name	Fixed	Volatiles	Ash	C	H	O	N	S	HHV	HHV
	Carbon								MEAS	CALC
	%	%	%	%	%	%	%	%	kJ/g	kJ/g
WOOD										
Beech	-	-	0.65	51.64	6.26	41.45	0.00	0.00	20.38	21.10
Black Locust	18.26	80.94	0.80	50.73	5.71	41.93	0.57	0.01	19.71	20.12
Douglas Fir	17.70	81.50	0.80	52.30	6.30	40.50	0.10	0.00	21.05	21.48
Hickory	-	-	0.73	47.67	6.49	43.11	0.00	0.00	20.17	19.82
Maple	-	-	1.35	50.64	6.02	41.74	0.25	0.00	19.96	20.42
Ponderosa Pine	17.17	82.54	0.29	49.25	5.99	44.36	0.06	0.03	20.02	19.66

Poplar	-	-	0.65	51.64	6.26	41.45	0.00	0.00	20.75	21.10
Red Alder	12.50	87.10	0.40	49.55	6.06	43.78	0.13	0.07	19.30	19.91
Redwood	16.10	83.50	0.40	53.50	5.90	40.30	0.10	0.00	21.03	21.45
Western Hemlock	15.20	84.80	2.20	50.40	5.80	41.10	0.10	0.10	20.05	20.14
Yellow Pine	-	-	1.31	52.60	7.00	40.10	0.00	0.00	22.30	22.44
White Fir	16.58	83.17	0.25	49.00	5.98	44.75	0.05	0.01	19.95	19.52
White Oak	17.20	81.28	1.52	49.48	5.38	43.13	0.35	0.01	19.42	19.12
Madrone	12.00	87.80	0.20	48.94	6.03	44.75	0.05	0.02	19.51	19.56
Mango Wood	11.36	85.64	2.98	46.24	6.08	44.42	0.28		19.17	18.65
BARK										
Douglas Fir bark	25.80	73.00	1.20	56.20	5.90	36.70	0.00	0.00	22.10	22.75
Loblolly Pine bark	33.90	54.70	0.40	56.30	5.60	37.70	0.00	0.00	21.78	22.35
ENERGY CROPS										
Eucalyptus Camaldulensis	17.82	81.42	0.76	49.00	5.87	43.97	0.30	0.01	19.42	19.46
Casuarina	19.58	78.58	1.83	48.50	6.04	43.32	0.31	0.00	18.77	19.53
Poplar	16.35	82.32	1.33	48.45	5.85	43.69	0.47	0.01	19.38	19.26
Sudan Grass	18.60	72.75	8.65	44.58	5.35	39.18	1.21	0.01	17.39	17.62
PROCESSED BIOMASS										

Plywood	15.77	82.14	2.09	48.13	5.87	42.46	1.45	0.00	18.96	19.26
AGRICULTURAL										
Peach Pits	19.85	79.12	1.03	53.00	5.90	39.14	0.32	0.05	20.82	21.39
Walnut Shells	21.16	78.28	0.56	49.98	5.71	43.35	0.21	0.01	20.18	19.68
Almond Prunings	21.54	76.83	1.63	51.30	5.29	40.90	0.66	0.01	20.01	19.87
Black Walnut Prunings	18.56	80.69	0.78	49.80	5.82	43.25	0.22	0.01	19.83	19.75
Corncoobs	18.54	80.10	1.36	46.58	5.87	45.46	0.47	0.01	18.77	18.44
Wheat Straw	19.80	71.30	8.90	43.20	5.00	39.40	0.61	0.11	17.51	16.71
Cotton Stalk	22.43	70.89	6.68	43.64	5.81	43.87	0.00	0.00	18.26	17.40
Corn Stover	19.25	75.17	5.58	43.65	5.56	43.31	0.61	0.01	17.65	17.19
Sugarcane Bagasse	14.95	73.78	11.27	44.80	5.35	39.55	0.38	0.01	17.33	17.61
Rice Hulls	15.80	63.60	20.60	38.30	4.36	35.45	0.83	0.06	14.89	14.40
Pine needles	26.12	72.38	1.50	48.21	6.57	43.72			20.12	20.02
Cotton gin trash	15.10	67.30	17.60	39.59	5.26	36.38	2.09	0.00	16.42	15.85
AQUATIC BIOMASS										
Water Hyacinth (Florida)	-	80.40	19.60	40.30	4.60	33.99	1.51	0.00	14.86	15.54
Brown Kelp, Giant, Soquel Point	-	57.90	42.10	27.80	3.77	23.69	4.63	1.05	10.75	10.85
AVERAGE				47.91	5.74	40.98	0.52	0.05	19.11	19.15

LIQUID FUELS										
n-octane	0.00	-	0.00	84.10	15.90	0.00	0.00	0.00	47.80	48.09
Benzene, C ₆ H ₆	0.00			92.25	7.75	0.00	0.00	0.00	41.79	41.34
Motor Gasoline	0.00			85.50	14.40	0.00	0.00	0.10	46.88	46.83
Kerosene	0.00		0.01	85.80	14.10	0.00	0.00	0.10	46.50	46.58
Methanol, CH ₃ OH	0.00		0.00	37.50	12.50	50.00	0.00	0.00	22.69	22.65
Ethanol, C ₂ H ₅ OH	0.00		0.00	52.20	13.00	34.80	0.00	0.00	30.15	29.94
PYROLYSIS OILS										
LBL Wood Oil			0.78	72.30	8.60	17.60	0.20	0.01	33.70	33.53
BOM wood oil			0.66	82.00	8.80	9.20	0.60	0.00	36.80	38.02
Coke-oven tar			0.25	91.75	5.50	0.80	0.90	0.80	38.20	38.49
Low Temp Tar				83.00	8.20	7.40	0.60	0.80	38.75	37.94
SOLID FUELS										
Coal - Pittsburgh Seam	55.80	33.90	10.30	75.50	5.00	4.90	1.20	3.10	31.75	31.82
Peat, S-H3	26.87	70.13	3.00	54.81	5.38	35.81	0.89	0.11	22.00	21.70
Charcoal	89.31	93.88	1.02	92.04	2.45	2.96	0.53	1.00	34.39	34.78
Oak char (565C)	55.60	27.10	17.30	64.60	2.10	15.50	0.40	0.10	23.05	23.06
Casuarina Char (950C)	71.53	15.23	13.24	77.54	0.93	5.62	2.67	0.00	27.12	27.26

Coconut Shell Char (750C)	87.17	9393.00	2.90	88.95	0.73	6.04	1.38	0.00	31.12	31.21
Eucalyptus char (950C)	70.32	19.22	10.45	76.10	1.33	11.10	1.02	0.00	27.60	26.75
ORGANIC CHEMICALS			M				<i>cal/mo</i>	<i>cal/g</i>	<i>kJ/g</i>	
Acetone; (CH ₃) ₂ CO			58	62.07	10.34	27.59	428	7.38	30.9	31.01
Acetic Acid; CH ₃ CO ₂ H			60	40.00	6.67	53.33	209	3.48	14.6	16.30
D-Glucose; C ₆ H ₁₂ O ₆			180	40.00	6.67	53.33	670	3.72	15.6	16.30
Phenol; C ₆ H ₅ OH			94	76.60	6.38	17.02	730	7.76	32.5	32.50
Cellulose; C ₆ H ₁₀ O ₅			162	44.44	6.17	49.38				17.68
Lignin (Softwood)				63.8	6.30	29.90				26.60
Lignin (Hardwood)				59.8	6.40	33.70				24.93
EXCEPTIONS										
Hydrogen, H ₂				0.00	100.00	0.00	0.00	0.00	141.26	117.83
Carbon Monoxide, CO				42.86	0.00	57.14	0.00	0.00	10.16	9.05
Acetylene				92.25	7.75	0.00	0.00	0.00	49.60	41.34
Carbon				100.00	0.00	0.00			32.81	34.91

Carbon dioxide, CO2				27.27	0.00	72.7%			0.00	9.45
Water				0.00	11.11	88.89			0.00	3.90

(1) "Thermal Data for Natural and Synthetic Fuels", S. Gaur and T. Reed, Marcel Dekker, 1998.



WOODGAS

SMALL GASIFIERS

[Home](#)
[Biomass Energy](#)
[Gasification & Reforming](#)
[Liquid Fuels](#)
[Wood Cooking Energy](#)
[Rosetta Stone](#)
[Bookstore](#)
[About the BEF](#)
[Links](#)

Gasifiers are usually rated in kW (or Horsepower) of output, either kW_{th} or kW_{el} and vary from . If you have a large quantity of biomass (ie MSW) you might like a 100 ton/day unit which would yield about 20 MW_{thermal} or about 4 MW_{el} at 20% efficiency. Could cost you \$10 Million (at \$2000/kW capacity). These large gasifiers can be fixed bed (updraft or downdraft), fluidized bed, or even entrained feed gasifiers.

I have written a number of articles and books on all aspects of gasification and you can get an overview of current activity from our book "Survey of Biomass Gasification - 2001" including the different gasifier types, who is making them, costs, addresses etc. ([see books](#)). The "old testament" of small gasifiers is "Gengas: The Swedish Classic on Wood Fueled Vehicles". The "new testament" of small gasifiers is the "Biomass downdraft Gasifier Handbook", by T. Reed and A. Das.

I am very much dedicated to seeing gasifiers serve the needs of humanity, but most of the world can't afford to use large scale gasifiers and doesn't have a large supply, so there needs to be information on small gasifiers as well.

So, my personal specialty has been small gasifiers for

Become a Member of the Biomass Energy Foundation

power and transportation that I can make in my own small laboratory here in Golden Colorado. These small gasifiers are particularly useful and educational because they are easy to build, alter and study. From 1980-1986 we built and operated a 1 ton/day gasifier at the Solar Energy Research Institute, spending possibly \$6 million for designers, fabricators, instrumentation engineers and rented space at Hazen Research here in Golden. Each institutional step could take days or weeks to complete.


While waiting for the institutional wheels to grind, we took matters into our own hands and built a 5 gallon pail gasifier in the alley behind our laboratory. It had a blower and a flair, and we learned more about the basic science of gasification in that zero cost project than we learned from the \$6 million project. All of this is described in our book "FUNDAMENTAL STUDY AND SCALE UP OF THE AIR-OXYGEN STRATIFIED DOWNDRAFT GASIFIER" ([see Books](#)).



One of our smallest gasifiers was used to investigate the relationship between the superficial velocity and the amount of charcoal and tar produced in the pyrolysis stage of gasification. It resulted in a paper, "[Superficial Velocity - The Key to Biomass Gasification](#)", which is one of the most fundamental studies of my long career and which informs my judgment on all gasifier design. The gasifier was only 30 cm tall and 5 cm inside diameter. The research was completed in less than a week (but took months to appreciate the importance).

Currently our smallest gasifier is incorporated in our

WoodGas Cookstoves which we hope will eventually cook better meals for the 3 billion people now cooking substandard meals with too much fuel and smoke. The stove is only 15 cm tall and 12 cm in diameter and is ideal for camping or emergency cooking. We hope to build an even smaller gasifier for lighting.



Web Hosting Guide

THE PREMIER ONLINE WEB HOSTING GUIDE

[Home](#) • [Advertise](#) • [Submit A Site](#) • [Contact Us](#)

Web Resources

- ▣ [Web Hosting](#)
- ▣ [Website Design](#)
- ▣ [SEO](#)

Hit Counters

- ▣ [Basic Hit Counters](#)
- ▣ [Cool Hit Counters](#)
- ▣ [Digital Hit Counters](#)
- ▣ [Fancy Hit Counters](#)

Web Hosting Companies and Service Providers

Having the right hosting solution can make all the difference in the world. But with thousands of web hosting companies in the market place it can be difficult if not impossible to know which web site hosting companies truly provide an excellent hosting solution at an excellent price. Our Web Hosting directory includes those web hosting companies that we've hand picked based on the overall hosting value they provide. And yes, there are many web hosting companies that provide high quality, reliable web hosting at very inexpensive price - we've just selected the best. To get started simply make your selection for the links below.




Top Web Hosting Companies

Last Update: **Thursday, October 09, 2008**


#	WEB HOSTING COMPANY	PRICE / MONTH	SETUP	DISK SPACE / BAND WIDTH	Email	FEATURES	EDITOR'S RATING
1	IX Web Hosting	\$3.95	Free	100,000 MB / 1,000 GB	2,500	<ul style="list-style-type: none"> ✦ Hosts 2 Domains ✦ 100 GB Web Space ✦ 1 Free Domain Reg ✦ 100 Sub Domains ✦ 1,000 GB Data Transfer ✦ Perl, CGI-BIN, MYSQL, etc. ✦ Web Stats and more! 	Overall Rating ★★★★★ Uptime 5/5 Support 5/5 Service 5/5 Pricing 5/5 Features 5/5
2	IPower	\$7.95	Free	50,000 MB / 750 GB	2,500	<ul style="list-style-type: none"> ✦ 1 FREE Domain Name ✦ SSL / CGI / PHP / MySQL ✦ E-Commerce Enabled ✦ \$30 Google Credit ✦ \$50 Yahoo Credit ✦ Marketing / Content Package ✦ Website Templates ✦ Website Builder ✦ Host 6 Domains in 1 	Overall Rating ★★★★★ Uptime 5/5 Support 5/5 Service 5/5 Pricing 5/5 Features 4/5
3	LunarPages	\$6.95	Free	35,000 MB / 800 GB GB	Unlimited	<ul style="list-style-type: none"> ✦ FREE Domain Name For Life ✦ Unlimited MySQL Databases ✦ Ruby on Rails ✦ E-Commerce ✦ Frontpage® Compatible ✦ Blog, Forum & Photo Gallery ✦ Spam Protection ✦ Includes 1 Addon Domain ✦ And Much More! 	Overall Rating ★★★★★ Uptime 5/5 Support 5/5 Service 5/5 Pricing 5/5 Features 4.5/5


IPOWER also offers [Web Hosting](#), [Windows Hosting](#), [Virtual Private Servers](#), and [Dedicated Servers](#).

Lunarpages also offers [Web Hosting](#), [Windows Hosting](#), [Virtual Private Servers](#), and [Dedicated Servers](#).


4	StartLogic	\$5.95	Free	50,000 MB / 750 GB	Unlimited	<ul style="list-style-type: none"> ✦ Host 10 Domains in 1 ✦ 30 Day Money Back ✦ FREE Domain ✦ CGI-bin, PHP, MySQL ✦ Frontpage® Compatible ✦ VDECK 2.0 Control Panel ✦ Website Templates ✦ And Much More! 	Overall Rating  Uptime 5/5 Support 5/5 Service 4/5 Pricing 5/5 Features 4/5
---	----------------------------	--------	------	-----------------------	-----------	--	---


StartLogic also offers [Web Hosting](#), [Windows Hosting](#), [Virtual Private Servers](#), and [Dedicated Servers](#).



5	Dot5Hosting	\$4.95	Free	100 GB / 1000 GB (NEW!)	5000	<ul style="list-style-type: none"> ✦ Free Domain Forever ✦ Host 6 Domains on 1 ✦ SSL, FTP, Stats ✦ CGI, Ruby, Perl, PHP, MySQL ✦ Front Page Extensions ✦ Free Site Builder ✦ 24/7 Phone Support 	Overall Rating  Uptime 5/5 Support 5/5 Service 5/5 Pricing 5/5 Features 4/5
---	-----------------------------	--------	------	-------------------------------	------	--	---

6	MidPhase	\$7.95	Free	25,000 MB / 1,500 GB (NEW!)	Unlimited	<ul style="list-style-type: none"> ✦ E-Commerce Enabled ✦ 24/7 Phone Support ✦ FREE Web Design Software ✦ MySQL, Python, PERL/CGI, CRON Access ✦ CMS Software ✦ Easy Control Panel ✦ Frontpage Compatible ✦ And Much More! 	Overall Rating  Uptime 4/5 Support 4/5 Service 5/5 Pricing 5/5 Features 5/5
---	--------------------------	--------	------	-----------------------------------	-----------	--	---

MIDPHASE also offers [Web Hosting](#), [Windows Hosting](#), [Virtual Private Servers](#), and [Dedicated Servers](#).

7	POWWEB	\$5.77	Free	20,000 MB / 400 GB	Unlimited	<ul style="list-style-type: none"> ✦ Load Based Technology ✦ 30-Day Money-Back ✦ Host Unlimited Domains ✦ MySQL, PHP, CGI-BIN, SSI .htaccess and more! ✦ Web Stats ✦ E-Commerce Ready ✦ 24/7 Tech Support ✦ And Much More! 	Overall Rating  Uptime 5/5 Support 4/5 Service 5/5 Pricing 5/5 Features 4/5
---	------------------------	--------	------	-----------------------	-----------	--	---

8	HostMonster	\$4.95	Free	50 GB / 999 GB	Unlimited	<ul style="list-style-type: none"> ✦ CGI, Ruby (RoR), Perl, PHP, MYSQL, etc. ✦ SSH Access (Secure Shell) ✦ Front Page Extensions ✦ Unlimited Domains ✦ Free Domain Forever ✦ Free Site Builder ✦ Great Control Panel 	Overall Rating  Uptime 5/5 Support 5/5 Service 5/5 Pricing 4/5 Features 4/5
---	-----------------------------	--------	------	-------------------	-----------	---	---

9	ANHosting	\$6.95	Free	49,000 MB / 999 GB	Unlimited	<ul style="list-style-type: none"> ✦ Host 10 Domains on 1 ✦ Free Domain for Life ✦ FTP Accounts ✦ Free Shopping Cart, Blogs ✦ CGI, Ruby (RoR), Perl, PHP, MYSQL, etc. ✦ SCSI, RAID-5 Technology ✦ Dual Core Dual Opteron Servers ✦ Diesel Generator Backup 	Overall Rating  Uptime 4/5 Support 4/5 Service 4/5 Pricing 5/5 Features 4/5
10	HostGator	\$6.95	Free	3,500 MB / 50 GB	Unlimited	<ul style="list-style-type: none"> ✦ 24/7 Phone Support ✦ 99.5% Uptime ✦ Dual Xeon Servers ✦ CGI, Ruby (RoR), Perl, PHP, MYSQL, etc. ✦ E-Commerce Enabled ✦ And More! 	Overall Rating  Uptime 4/5 Support 4/5 Service 5/5 Pricing 4/5 Features 4/5

HostGator also offers [Shared Hosting](#) and [Dedicated Server](#) hosting packages.

Web Hosting Companies by State

- ✦ [Alabama](#)
- ✦ [Alaska](#)
- ✦ [Arizona](#)
- ✦ [Arkansas](#)
- ✦ [California](#)
- ✦ [Colorado](#)
- ✦ [Connecticut](#)
- ✦ [Delaware](#)
- ✦ [District of Columbia](#)
- ✦ [Florida](#)
- ✦ [Georgia](#)
- ✦ [Hawaii](#)
- ✦ [Idaho](#)
- ✦ [Illinois](#)
- ✦ [Indiana](#)
- ✦ [Iowa](#)
- ✦ [Kansas](#)
- ✦ [Kentucky](#)
- ✦ [Louisiana](#)
- ✦ [Maine](#)
- ✦ [Maryland](#)
- ✦ [Massachusetts](#)
- ✦ [Michigan](#)
- ✦ [Minnesota](#)
- ✦ [Mississippi](#)
- ✦ [Missouri](#)
- ✦ [Montana](#)
- ✦ [Nebraska](#)
- ✦ [Nevada](#)
- ✦ [New Hampshire](#)
- ✦ [New Jersey](#)
- ✦ [New Mexico](#)
- ✦ [New York](#)
- ✦ [North Carolina](#)
- ✦ [North Dakota](#)
- ✦ [Ohio](#)
- ✦ [Oklahoma](#)
- ✦ [Oregon](#)
- ✦ [Pennsylvania](#)
- ✦ [Rhode Island](#)
- ✦ [South Carolina](#)
- ✦ [South Dakota](#)
- ✦ [Tennessee](#)
- ✦ [Texas](#)
- ✦ [Utah](#)
- ✦ [Vermont](#)
- ✦ [Virginia](#)
- ✦ [Washington](#)
- ✦ [West Virginia](#)
- ✦ [Wisconsin](#)
- ✦ [Wyoming](#)
- ✦ [Guam](#)
- ✦ [Puerto Rico](#)
- ✦ [Virgin Islands](#)

Web Hosting Companies by Category

- ✦ [Free Web Hosting](#)
- ✦ [Free Domain Web Hosting](#)
- ✦ [Cheap Web Hosting](#)
- ✦ [Discount Web Hosting](#)
- ✦ [Windows Web Hosting](#)
- ✦ [e-Commerce Web Hosting](#)
- ✦ [PHP Web Hosting](#)
- ✦ [Best Web Hosting](#)
- ✦ [Web Design and Hosting](#)
- ✦ [Dedicated Web Hosting](#)
- ✦ [Frontpage Web Hosting](#)
- ✦ [Small Business Web Hosting](#)
- ✦ [Linux Web Hosting](#)
- ✦ [ASP Web Hosting](#)
- ✦ [Virtual Web Hosting](#)
- ✦ [UNIX Web Hosting](#)
- ✦ [Linux Website Hosting](#)
- ✦ [MYSQL Web Hosting](#)
- ✦ [Fast Web Hosting](#)
- ✦ [Inexpensive, Low Cost Web Hosting](#)
- ✦ [Shared Web Hosting](#)
- ✦ [Web Server Hosting](#)
- ✦ [UK Web Hosting](#)
- ✦ [Sympatico Web Hosting](#)
- ✦ [Web Hosting Domain Name Registration](#)
- ✦ [Reliable Web Hosting](#)
- ✦ [Professional Website Hosting](#)
- ✦ [Website Development Hosting](#)

- ✦ [Business Website Hosting](#)
- ✦ [Christian Web Hosting](#)
- ✦ [Domain Name Web Hosting](#)

- ✦ [Private Website Hosting](#)
- ✦ [Managed Web Hosting](#)
- ✦ [Unlimited Web Hosting](#)

[HOME](#) | [CONTACT](#)

© 2004 Hit-Counter-Download.com. All Rights Reserved.

Hit Counter Download

HIT COUNTERS AND WEBSITE RESOURCES

[HTML Hit Counter Code](#) · [FAQ](#) · [Policies](#) · [Why We're Free](#) · [Contact Us](#)

Hit Counters

- [Basic Hit Counters](#)
- [Cool Hit Counters](#)
- [Digital Hit Counters](#)
- [Fancy Hit Counters](#)

Web Resources

- [Web Hosting](#)
- [Website Design](#)

Account Login

Download A Free HTML Hit Counter!

At Hit-Counter-Download.com we provide you the html code you can download in order to create an attractive and reliable hit counter for your website. Our web hit counters are free, easy and quick to install, but best of all they are very reliable. So get started by selecting the hit counter design for your website from our selection of hit counters below or from our menu to the left. Once you've selected the hit counter you like we'll supply you with the html code for that counters. Its really just that easy.

(**Note:** Our hit counters may not be used on password protected pages.)

Step 1: Select a Hit Counter Below:

<input type="checkbox"/>	<input type="checkbox"/>
<input type="checkbox"/>	<input type="checkbox"/>
<input type="checkbox"/>	<input type="checkbox"/>
<input type="checkbox"/>	<input type="checkbox"/>
<input type="checkbox"/>	<input type="checkbox"/>
<input type="checkbox"/>	<input type="checkbox"/>
<input type="checkbox"/>	<input type="checkbox"/>
<input type="checkbox"/>	<input type="checkbox"/>
<input type="checkbox"/>	<input type="checkbox"/>
<input type="checkbox"/>	<input type="checkbox"/>
<input type="checkbox"/>	<input type="checkbox"/>
<input type="checkbox"/>	<input type="checkbox"/>
<input type="checkbox"/>	<input type="checkbox"/>
<input type="checkbox"/>	<input type="checkbox"/>
<input type="checkbox"/>	<input type="checkbox"/>

[HOME](#) | [CONTACT](#)

© 2004-2007 Hit-Counter-Download.com. All Rights Reserved.

[Web Hosting Providers](#) [Web Stats](#)

WOODGAS

SYNTHETIC FUELS BY GASIFICATION

Home

**Biomass
Energy**

**Gasification &
Reforming**

Liquid Fuels

**Wood
Cooking**

**Energy
Rosetta Stone**

Bookstore

**About the
BEF**

Links

Gasification is used to make synthetic fuels and chemicals such as methanol, ammonia, diesel fuel and even (with more difficulty) gasoline. It is difficult to imagine our current civilization continuing without them.

In 1980 we built a high pressure biomass oxygen gasifier at SERI/NREL (now the National Renewable Energy Lab). Eventually that became the "Syngas, Inc." gasifier, operated on oxygen at 25 tons/d and on air at 75 t/d. (See FUNDAMENTAL STUDY AND SCALE UP OF THE AIR-OXYGEN STRATIFIED DOWNDRAFT GASIFIER: T. Reed, M. Graboski and B. Levie (SERI 1988) in **Books**.)

When fossil fuels are gone or too expensive we can make these necessities from coal and biomass with the following three stages of reactions:

1. Manufacture of synthesis gas:

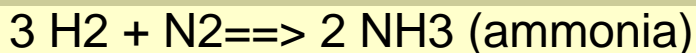
$$\text{Biomass (or coal) + O}_2 \implies \text{CO + H}_2$$
 (carbon monoxide and hydrogen)
2. Water gas shift adjusts CO/H₂ ratio:

$$\text{CO + H}_2\text{O} \rightleftharpoons \text{CO}_2 + \text{H}_2$$
3. Synthesis with Catalyst

$$\text{CO + 2 H}_2 \implies \text{CH}_3\text{OH (methanol)}$$

$$\text{CO + H}_2 \implies \text{"(CH}_2\text{)}_n\text{" (diesel or gasoline, the Fischer Tropsch reaction)}$$

**Become a
Member
of the
Biomass
Energy
Foundation**



Sounds simple, but is usually done commercially in chemical plants making 50 -2000 tons/day.

My specialty since 1974 has been the synthesis of methanol, a superior automotive fuel, from biomass. (Methanol is used at the racetrack in preference to gasoline and would replace gasoline with a minimum of changes. Methanol is no better than ethanol as a fuel, but would cost 1/4 as much to make and can be made from biomass, waste, coal, natural gas, and oil (not from corn!).

See the article from Science on [methanol](#) that changed my career from material scientist at MIT in 1973 to Fuel scientist today.



DATABASE

Home

Download this database as an Excel spreadsheet

Biomass
Energy

Gasification &
Reforming

Liquid Fuels

Wood
Cooking

Energy
Rosetta Stone

Bookstore

About the
BEF

Links

Become a
Member

of the
Biomass

Energy
Foundation

DATE	CATEGORY	ORGANIZATION	PURPOSE/ DESCRIPTION	COUNTRY	CONTACT	PHONE/ FAX	E-MAIL	WWW PAGE	ADDRESS	STATUS	FUELS	SIZES	YEARS	UNITS BUILT	COST	COMMENTS
9/20/99	EQUIPMENT & CONSULTING	BG TECHNOLOGIES, LLC	Exclusive marketing and installation of Ankur (ASCENT) gasifiers	USA	Wm. E. Partanen	202 452 1911 202 452 8323	delaquai@ibm.net	www.bgtechnologies.com	1155 15 th St., NW, Suite 810, Washington, D.C. 20005	546 gasifiers installed by Ankur since 1987	3 - 700 kWe installations; also thermal applications	1 - 700 kWe	10: 18000hr	2		BG Systems aimed at gasificatin of ag wastes for power
9/1/97	EQUIPMENT & CONSULTING	CALIFORNIA PELLET MILL CO.	Manufacturer of pellet mills for biomass densification	USA	Bob Massengill	612 332 1400 612 755 3713			2524 118 th Lane NW, Coon Rapids, MN 55433	Active						
9/20/99	EQUIPMENT & CONSULTING	CAPSTONE MICROTURBINES	Build and market small turbines (30 kW)	USA	Ake Almgren	818 716 2929 818 716 9910		www.capstoneturbine.com								
9/20/99	EQUIPMENT & CONSULTING	DTI (Danish Technological Institute, DTI Environment, Waste Management)	Updraft pilot plant for hazardous waste. Consulting on updraft and waste.	DENMARK	Bjorn Malmgren- Hansen	45 8943 8943 45 8943 8673	bjorn.malmgren-hansen@dti.dk	www.dti.dk	DTI Environment, DTI, Teknologiparken #22, DK-8000, Aarhus C, Denmark.	Pilot plant operational, planning full scale plants for hazardous waste	Leather waste, impregnated wood,	Planning 2- 15 MW				Pilot plant operational, larger plants in planning stage
9/20/99	EQUIPMENT & CONSULTING	FERN ENGINEERING, INC.	Adaptation of gas turbines to run on producer gas, design gasif. Eqpt.	USA	Jeff Phillips	508 563 7181 507 564 4851	ferneng@capecon.net	www.capecod.net/ferneng	Bix 3380 55 Portside Dr., Pocasset, MA 02559	Active	NA	NA	30	NA	NA	Prodoeed designs for gas turbines to operate on producer gas modifying nozzles etc., unaffiliated withturbine mfrs.
9/1/97	EQUIPMENT & CONSULTING	FLEXENERGY (Formerly Reflective Energies)	Small turbine development for biomass	USA	Edan Prabhu	949 380 4899 949 380 8407	edanprabhu@msn.com		22922 Tiagua, Mission Viejo, CA 92692-1433	Active	Producer gas					Gas turbines typically need high pressure gas, but Prabhu developing atmospheric producer pressure turbines
1/20/98	EQUIPMENT & CONSULTING	KAMENGO TECHNOLOGY, INC.	Non-consolidating feeder system	CANADA	Nazmir Bundalli	604 270 9995 604 270 9921			Suite 210-10451 Shellbridge Way, Richmond, BC, V6X2W8, CANADA	ACTIVE	Most biomass fuels		10			Novel feeder design, a "spin-off" from British Columbia Research Corporation
3/1/98	EQUIPMENT & CONSULTING	STIRLING THERMAL MOTORS	Manufacturers of Stirling Engines	USA	William McKeough	314 458 0169 314 458 4937			238 Waterside Dr., Grover, MO. 63040							Chiptec gasifier with Stirling engine
9/4/97	EQUIPMENT & CONSULTING	SUNPOWER, INC.	Small scale power from biomass; free- piston, 2.5 kW Stirling engine	USA	Neill W. Lane	614 594 2221 614 593 7531	lane@sunpower.com	http://www.sunpower.com	Box 2625, Athens OH, 45701	Active development						Simple Stirling engine system

Biomass Energy Foundation: Database

8/1/97	EQUIPMENT & CONSULTING	SUSTAINABLE ENGINE SYSTEMS (SES) LTD	Stirling engine development for biomass operation	UK	Drummond Hislop	44 71 792 2241 44 71 792 2543			51 Artesian Rd., London W2 5DB, UK			6			
1/27/98	EQUIPMENT & CONSULTING	T. R. MILES, TECHNICAL CONSULTING, INC.	Biomass Councing, wide experience feeding, gasification, combustion wood, ag residues	USA	T. R. Miles	503 646 1198 503 605 0208	@teleport.com	www.teleport.com/~trmiles	1470 S. W. Woodward Way, Portland OR 97225			>50			
9/20/99	EQUIPMENT & CONSULTING	UMSICHT (Fraunhofer-Institute for Environmental Safety and Energy Technology)	CFB gasification for gas engines	GERMANY	Markus Ising	49 208 8598 189 49 208 8598 290	info@umsicht.fhg.de	www.umsicht.fhg.de	Osterfelder Strasse 3, D-486047 Oberhausen, Germany	Wood chips	0.5 MWe plant operating since 1995, 12 MW planned	2	\$2800/kWe	Has operated a 0.5 MWe pilot plan since 1996, now planning 12 MW commercial plant	
9/30/97	EQUIPMENT & CONSULTING	VALMET AUTOMATON INC. (Energy product line)	Control and information management sstems for atmospheric and pressurized gasification systems	FINLAND	Markku Tuovinen	358 3 266 8592FX	markku.tuovinen@valmet.com	www.valmet.com/automation/	Lentokentankatu 11, Box 237, FIN-33101 Tampere, FINLAND	Active					
9/1/97	EQUIPMENT & CONSULTING	WARREN & BAERG MFG. CO.	Manufacture cubing eqpt.	USA	Jim Pennington	207 591 6790 207 591 5728			39950 Rd. 108, Dinuba, CA 93618	Active				W & B took over the John Deere cuber, making it stronger for fuel use	
3/1/97	GASIFIER SYSTEMS-LARGE	AMBIENT ENERGY LTD.	Build large biomass power plants in UK	UK	Gerry Swarbrick	44 117 914 7158 44 117 949 3063	gjswarbr@netcomuk.co.uk		33 Upper Cranbrook Rd., Bristol BS6 7UR, UK	Holding 15 year contracts, seeking gasifiers	5.5 MWe	\$1800/kW	Ambient owns power sale contracts for 2 projects and is actively seeking a supplier of gasification plants for construction at location in the UK		
8/1/97	GASIFIER SYSTEMS-LARGE	AERIMPIANTI (Ansaldo, TPS)	Fuel gas for cement kiln of power, 2 Circulating TPS FBs	ITALY	G. Campagnola	39 2 54 97241 39 2 54 97300			Aerimpianti Spa, V. Bergamo 21, Milano 21135, Italy						
8/1/97	GASIFIER SYSTEMS-LARGE	ARBRE (TPS)	8MW CFB demonstration of IGCC & Short rotation forestry	UK	Keith Pitcher	? 44 113 224 42384			Yorkshire Environmental Ltd., 2 The Embankment, Sovereign St., Leeds LS1 4BG, UK					8MWe plant using short-rotation forestry, and demonstrating hot gas cleanup. Pilot plant test '95-96 on willow feedstock.	
12/97	GASIFIER SYSTEMS-LARGE	ASSIDOMN KRAFTLINER	94186 Pitea	SWEDEN	Gunnar Lundkvist		Gunnar.lundkvist@asdo.se								
8/1/97	GASIFIER SYSTEMS-LARGE	BIG-GT (State Bahia, Brazil, Electro-Braz, Shell, World Bank)	Biomass Integrated Gasification with combined cycle to prove commercial viability of atmospheric BIG-CC	BRAZIL	Eduardo Carpentieri	55 81 228 2605 55 81 227 2785	carpent@elogica.com.br		CHESF, Rua Delmiro Gouveia, 333-1-B-3; Bongl-50761-901,Recufile, Pernambuco, Brazil	Design completed,	Wood, Eucalyptus plantation		(\$1400/kWe projected)	Still in planning stage. TPS Termiska chosen contractor, see Eric Rensfelt. System expected to approach 47% efficient (LHV)	
8/1/97	GASIFIER SYSTEMS-LARGE	BIOELETRICA (Energy Farm project of E.C. in Italy)	Demonstration of short rotation forestry, using Lurgi CFB gasifierIGCC	ITALY	Costantino Panzani	39 50 535 499 39 50 535 477	delange@bioelettrica.it		Bioelettrica, Via Cesare Battisti 47, Pisa 56125, Italy	Active	Short rotation wood	8-12 MW	Planning	Planning began in 1994, European Union, extended details in [Overend, 1999]	
8/1/97	GASIFIER SYSTEMS-LARGE	BIOMASS GASIFICATION FACILITY (BGF) (Westinghouse, PICHTR/IGT, US DOE)	Pressurized Bubbling FB, Renugas Process, for IGCC	USA	Ben Wiant	808 579 8020 808 579 9812	bgfmaui@maui.net		Hawaiian Commercial and Sugar Co., Paia, Maui, Hawaii	Permitted, Testing Aug-Nov '97	Bagasse, plantation wood	Bagasse, 100 TPD dry basis		Program on hold Jan 1998	

Biomass Energy Foundation: Database

8/1/97	GASIFIER SYSTEMS-LARGE	BIOSYN	Oxygen gasifier for methanol production	CANADA	Prof. Esteban Chornet	819 821 7171 819 821 7955	echornet@coupal.gm.usherb.ca; esteban_chornet@nrel.gov		Dept. of Genie Chimique, Univ. de Sherbrooke, PQ, J1K 2R1, Canada	Completed	Wood					Biosyn project for methanol. See Chapter 3
8/97	GASIFIER SYSTEMS-LARGE	BRIGHTSTAR SYNFUELS CO.	Externally heated, steam reforming of biomass. for medium Btu syngas	USA	Ron Menville	504 642 2500 504 642 2503	ronmenvillejr@worldnet.att.net		Box 539 St. Gabriel, LA 70776	Developing projects US, Australia, Europe	Sawdust, bark, MSW, bagasse, sludge, coal	6	1			Proprietary medium energy gasification technology for use for use in burners, rotary dryers, boilers, dryers, turbines, recip engines
8/1/97	GASIFIER SYSTEMS-LARGE	BURLINGTON ELECTRIC, VERMONT (FERCO, Battelle)	IGCC Demonstration of Battelle gasifier at existing wood plant	USA	John Irving	802 865 7482 802 865 7481	jriving104@aol.com	www.future-energy.com/ FERCOhomepage/A	585 Pine St., Burlington, VT 05401-4891 (Plant at 111 Intervale Rd.	Testing	Wood	200 TPD, 10 MW				Battelle Columbus Double Fluid Bed Process, see Chapter 3
8/1/97	GASIFIER SYSTEMS-LARGE	CARBONA (Formerly Tampella, Enviropower, and Vattenfall)	Pressurized Fluidized Bed	USA	Kari Rasanen	358 93 358 0300 358 93 358 0325			Carbona Corp., USA, 4501 Circle 75 Pkwy, Su E 5300, Atlanta, GA 30339; Box 610, FIN-33101 Tampere, Finland							Gasification based power plants, see Chapter 3
9/20/99	GASIFIER SYSTEMS-LARGE	CESP (Companhia Ebergetica de San Paulo)		BRAZIL												Electrically heated gasifier for making methanol
12/97	GASIFIER SYSTEMS-LARGE	COMBUSTION CONSULTANTS LTD	Fixed bed close coupled gasifiers to supply clean combustion gas at over 2,000 F	NEW ZEALAND	Paul D. Williams	64-6 875 0734 64-6 875 0098	enquiries@waterwide.co.nz	www.waterwide.co.nz	37 Parkhill Rd., Hastings, New Zealand	600 units in commercial operatin	Wood (chips, sawdust, shavings, etc.) paper sl, Ag, bark etc	2-60 Mbtu/hr	20	600	\$100,000/MW(th)	The Waterwide Close Coupled Gasifier is a proven system able to accommodate raw waste, gasify it, then clean and combust the gas. Output is clean flue gas at over 2,000F.
8/1/97	GASIFIER SYSTEMS-LARGE	ELSAM/ELKRAFT	Fluidized Bed for Biocycle project; coal-straw cogasification	DENMARK	Michael Madsen	45 44 66 00 22 45 44 65 61 04			SK Power Co., Project Div., Lautruphoj 5-7, DK-2750 Ballerup, Denmark		Biomass, coal, straw					IGCC, Press. Circ FJ Bed from Enviropower, see Chapter 3
8/1/97	GASIFIER SYSTEMS-LARGE	ENVIROPOWER (Tampella, IGT)	Recirculating Fluidized Bed Gasification	FINLAND	Kari Salo	46 8 739 60 00 46 8 739 68 02			Teknikantie 12 S-162 87, Stockholm, Sweden							Process for large, central power plants and IGCC, see Chapter 3.
8/1/97	GASIFIER SYSTEMS-LARGE	EPI (Energy Products of Idaho, formerly JWP)	Steam, power Fluidized Bed	USA	Michael L. Murphy	208 765 1611 208 765 0503	EPI@EnergyProducts.com		4006 Industrial Ave., Coeur d'Alene, ID 83814, USA	Company active in comb, few gasifier projects	Wood, Ag res, sludge, rice hulls, RDF	25MWth		3		3 Fluidized bed gasifiers for wood in Oregon, California and Missouri, see Chapter 3.
1/20/98	GASIFIER SYSTEMS-LARGE	FERCO (Future Energy Resources Corp.)	Developers of large gasifier systems for efficient power (Burlington, Binaga)	USA	Sim Weeks	404 831 9355 404 814 0549		www.future-energy.com	FERCO, 950 E Paces Ferry Rd., NE., SU 810, Atlanta, GA 30326	Active	Wood chips, general	5 MWe	3			Plant currently under test
8/1/97	GASIFIER SYSTEMS-LARGE	FOSTER WHEELER (Formerly Ahlstrom, AB)	Circulating Atmospheric & Pressurized FBs for power	FINLAND	Ragnar Lundqvist	358 5229 3314 358 5229 3309			Foster Wheeler R&D Center, SF-48601 Karhula, Finland		Wood chips, bark, peat	2 t/h-27t/h				Now Foster Wheeler. Circulating Fluidized Bed Gasifier, full scale in Sweden, pilot on MSW. Exceeds 300 hr commercial operating, see Chapter 3
9/30/97	GASIFIER SYSTEMS-LARGE	GLOBAL ENERGY (AFT-IGCC)	Combining Coal, MSW IGCC for clean power	USA		513 621 0077 513 621 5947			1500 Chiquita Centre, 250 E. fifth St., Cincinnati, OH 45202	Planning	Coal, MSW					

Biomass Energy Foundation: Database

12/15/98	GASIFIER SYSTEMS-LARGE	HERMAN RESEARCH PTY, LTD	IDGCC Gasification system for power generation from high moisture fuels	AUSTRALIA	Anthony Campisi Alf Ottrey	61 2 9565 9760 61 3 9565 9777	campa@hrl.com.au hrl@hrl.com.au	www.hrl.com.au	HRL Technology, 677 Springvale Rd., Mulgrave, Victoria, Australia 3179	Development	Low rank coals, considering biomass partners	Up to 300 MW	2	10 t/h (10 MW demo)	Fluid-bed gasifier with integrated gas-cooling/fuel drying system and 5 MW gas turbine. New Lahti gasifier being developed. Also R&D, Equipment and Consulting (Alf Ottrey).	
8/1/97	GASIFIER SYSTEMS-LARGE	HURST BOILER & WELDING CO.	Underfed stoker gasifier-combustor for Heat, power, steam	USA	Gene Zebley	912 346 3545 912 346 3874	hboiler@rose.net	www.thomasregister.com/hurstboiler	21971 US Hwy 319 South, Coolidge, GA 31738-0529	active	>600 types; Up to 55%MC wood, MF, tires, sludge, paper	0.4 to 56 MBTU/hr per unit	30	>400	\$1M/MWt	Leading mfr of fixed bed gasification systems for heat and power. R&D and support. Provide engineering, fabrication and mfg "in house". 200+ employees, see Chapter 3.
8/1/97	GASIFIER SYSTEMS-LARGE	IMTRAN VOIMA	Combined cycle powerprocess using steam drying, injection	FINLAND	S. Hulkkonen	358 9 8561 4612 358 9 563 2225	weppo.hulkkonen@ivo.fi		IVO, Rajatorpantie 8, Vantaa, 01019 IVO Finland	Pilot plant for steam drying...	High moisture wood, peat, paper sludge			1 pilot dryer	High pressure fuel drying and steam injection, air blown pressurized gasification, combined cycle	
8/1/97	GASIFIER SYSTEMS-LARGE	KVAERNER ENVIROPOWER INC.		USA	Herbert J. Fruth	410 356 1111			10055 Red Run Blvd., Owings Mills, Md 21117						Used in Elsam Gasifier, Euro. Comm. .	
8/1/97	GASIFIER SYSTEMS-LARGE	LURGI UMWELTTECHNIK GMBH	Circulating Fluid Bed Gasifier for power generation, cement or lime kilns	GERMANY	Rainer Reimert	49 69 5808 3530 49 69 5808 2628			Lurgi-Allee 5, P.O. Box 11 12 31, D-60295 Frankfurt am Main.	In design, tested pilot scale	RDF, wood, bark, carbon ash, waste	14 MW el, 50-100 MW(th)			Fixed & fluidized bed gasifiers, see Chapter 3.	
8/1/97	GASIFIER SYSTEMS-LARGE	NEW ENGLAND POWER SERVICE		USA	Raymond L. Cox	508 366 9011 X 3120			25 Research Drive, Westborough, MA, 01582						See TBR letter, brochure, planning 500-5MW gasifier demo	
8/1/97	GASIFIER SYSTEMS-LARGE	POWER GASIFIERS INTERNATIONAL	Complete gasification systems, 40-5000kW	UK	Nigel Viney	44 767 680 351 44 767 683 298			29 St. Neots Rd., Sandy, Bedfordshire, SG19 1LG, U.K.			40-5,000 kW			Complete gasification systems, 40-5000kW	
8/1/97	GASIFIER SYSTEMS-LARGE	POWER SOURCES, INC.	Owner operator of Various commercial gasifiers for steam, hot air, power	USA	Dennis C. Williams	704 525 5819 704 527 1218	powersou@aol.com		9140 ArrowPoint Plvd., Su 370, Charlotte, NC 28273	7 Gasification and combustion	Wood, paper sludge, rice hulls, other biomass	To 330 tpd	12	3 Gasifiers, 4 combu	2 wood waste gasifiers, one rice hull gasifier	
1/20/98	GASIFIER SYSTEMS-LARGE	PRM ENERGY SYSTEMS, INC - FABRICATION AND TESTING	Multi zone, fixed grate, co-current Large gasifier systems for heat, steam power	USA	W. N. (Bill) Scott	918 835 1011 918 835 1058	sales@prmenergy.com	www.primenergy.com	Box 581742, Tulsa, OK 74158	Many units around the world	Rice husk/straw, bark, sawdust, RDF, etc...	10-1,000 t/d			\$1,500 - \$2,500/kWe;\$1.4M for 100 t/d	Licensed for design and construction of PRIMES type gasifiers
8/1/97	GASIFIER SYSTEMS-LARGE	PRM ENERGY SYSTEMS, INC.- CORPORATE OFFICES	Multi zone, fixed grate, gasifier for process heat, steam, power.	USA	Ron Bailey Jr.,	501 767 2100 501 767 6968	info@prmenergy.com	www.primenergy.com	PRMES, 504 Windamere Terrace, Hot Springs, AR 71913	Many units around the world	Rice husk/straw, bark, sawdust, RDF, etc...	10-1,000 t/d	15	18 gasifiers, 15 pla	\$1,500 - \$2,500/kWe	18 operating systems in US, Australia and Malaysia, Costa Rica, many new plants building, PRIMES (see also PRIMENERGY) over 500,000 tons/yr installed capacity, planning MSW, see Chapter 3.
8/1/97	GASIFIER SYSTEMS-LARGE	PROLER INTERNATIONAL	Reforming HC waste to syngas	USA	Dennis Caputo, VP	713 627 3737 713 627 2737			4265 San Felipe, # 900, Houston, TX 77027			1800 kg demo plant			Developed a 50 t/d pilot unit for MSW, producing 300 Btu/scf -synthesis gas!. Have 100 hr continuous	
8/1/97	GASIFIER SYSTEMS-LARGE	PUROX	Fixed bed updraft slagging gasifier for disposal of MSW, steam, syngas	USA	Hiroshi Tamura	415 345 1338			951 Mariners Island Blvd., San Mateo, CA 94404	Closed, 1997	MSW	200 t/d		1 in Chichibu, opera	An advanced, slagging oxygen gasifier, closed for political reasons, see Chapter 3.	
12/15/98	GASIFIER SYSTEMS-LARGE	QBEG LTD (Queensland Biomass Energy Group Ltd.)	R&D & Commercialization of IGCC power cogen for sugar processing operations	AUSTRALIA	Terry Dixon	61 7 4952 7600 61 7 4952 1734	terry@sri.org.au		QBEG, C-/SRI, Box 5611 Mackay Mail Centre, Australia 4741	Planning	Sugar cane bagasse, trash, in 2,000; wood chips, coal cofire, post 2002	5 MW IGCC (Long term 50-200 MWe)		5 Mwe under Constr	\$2400/kWe \$1020 nth pl	Sugar industry in Australia has 3400 MWe potential; building on Maui gasifier; plant to be constructed near sugar site by 2004.

Biomass Energy Foundation: Database

8/1/97	GASIFIER SYSTEMS-LARGE	SKYGAS VENTURESEARCH (Unitel)	Electric Arc Fixed Bed Gasifier for Syn-gas, methanol	USA	Ravi Randhava, Serge Randhava	847 297 2285 847 297 1365			Unitel Technologies, Inc., 411 Business Center Dr., Su 111, Mount Prospect, IL 60045		Wc	96t/d				Electric arc pyrolysis with 3 electrodes in bed; secondary reactor in coke bed also electrically heat, see Chapter 3.
8/1/97	GASIFIER SYSTEMS-LARGE	SOFRESID/CALIQUA (Andco Torrax, Ascab-Stein)	Slagging updraft air gasifier	FRANCE	M. J. Vigouroux	33 1 48 70 4692 33 1 48 70 4444			59 Rue de la Republique, 93104, Montreuil, Cedex, France	Many built, 1 still in operat	MSW					Novel MSW slagging gasifier, see Chapter 3.
8/1/97	GASIFIER SYSTEMS-LARGE	SUR-LITE CORP.	Fluidized Bed for Gas, Steam	USA	Edward G. Gjerde	562 693 0796 562 693 7564	sur-lite@deltanet.com		8124 Allport Ave., Santa Fe Springs, CA 90670		Chips, cotton waste, rice hulls, auto waste	120 t/d	40			Have 4 or 5 commercial units, see Chapter 3
8/1/97	GASIFIER SYSTEMS-LARGE	TERAMETH INDUSTRIES (TMI)	Landfill gas reforming to methanol, DME H2, CO2	USA	Gil Cervantez	510 939 2020 510 939 2052			Box 4689, Walnut Creek, CA 94596	Under construction	3.7 M cf/d landfill gas	GASIFIER SYSTEMS-LARGE		1	Site specific	
9/29/99	GASIFIER SYSTEMS-LARGE	THERMOCHEM (MTC)	Pulse combustor steam fluidized bed	USA	Ravi R. Chandran	410 354 0420 410 354 0471	rchandran@mecionline.net	www.tchem.net	MTCI, 6001 Chemical Rd., Baltimore, MD, 21226	Actively building several systems, see text Chapter 3		20TPD, Balt, 50TPD, New Bern, NC				Produces high energy gas with Indirectly Heated Fluidized Bed Gasification using pulsed combustion, see Chapter 3.
8/1/97	GASIFIER SYSTEMS-LARGE	THERMOSELECT, SA	Solid waste treatment; high temperature oxygen gasifier, turnkey plant	USA	David Runyon	248 689 3060 248 689 2878			201 W. Beaver, Ste 230, Troy, MI 48084	6 units contracted, 2 under construction	MSW, commercial wastes, sludge, medical	50,000 t/y and 100,000 t/y; multiples	10	2 under construction		Have a 100 ton/day proto type with 30k hrs operation MSW yielding Snygas, frit, S, metal pellets.
8/1/97	GASIFIER SYSTEMS-LARGE	TPS TERMISKA PROCESSOR, AB (Formerly Studsvik, see Greve, BIG-CC, ARBRE)	Major CFB gasifier manufacturer for IGCC, Greve plant in Chianti, IT, IGCC Brazil, UK	SWEDEN	Eric Rensfelt	46 155 22 13 00 46 155 26 30 52	tps@tps.se		Studsvik, 611 82 Nykoping, Sweden	Operating plants	Wood, bark, peat, straw RDF	Up to 50 MWe	15	2	Project specific	Circulating Fluidized Bed Gasification, formerly Studsvik, the parent company of many systems, see Chapter 3.
8/1/97	GASIFIER SYSTEMS-LARGE	UHDE GMBH	Gasification of biomass, co-generation.	GERMANY	Jochen Keller	49 231 547 2335 49 231 547 3032			Friedrich-Uhde strasse 15 44141							Gasification of biomass, co-generation.
8/1/97	GASIFIER SYSTEMS-LARGE	VARNAME IGCC PLANT, SYDKRAFT (Sydkraft, Foster Wheeler)	IGCC, recirculating pressurized fluid bed for First biomass IGCC pressurized fluid bed plan operating.	SWEDEN	Krister Stahl	46 40 25 59 63 46 40 611 5184			S-205 09, Malmo, Sweden	Operating	Wood Waste	6MW + 9 WMth	1	1		First successful IGCC plant, 1000 hours by mid 1997, see Chapter 3.
8/1/97	GASIFIER SYSTEMS-LARGE	VOLUND R&D CENTER (Ansaldo)	Updraft Gasifier for straw, wood-chips, heat, power	DENMARK	Knud E. Holm	45 75 56 8874 4575 56 8873	keh@ave.dk	www.volund.dk	Ansaldo Volund A/S, Falkevej 2 KD-6705 Esbjerg, DENMARK	Comercial	Wood chips, bark, straw	1-15 MWth	11	3		Updraft Straw Gasification, district heat in Harboere; gas cleanup permits power production, see Chapter 3.
8/1/97	GASIFIER SYSTEMS-LARGE	WELLMAN PROCESS ENGINEERING	Updraft Fixed Bed Gasifier for generation of fuel & process gas from solid fuel	UK	Richard McLellan	44 121 601 3000 44 121 601 3123	wellman.process@dial.pipex.com		Cornwall Rd., Smethwick, Warley, West Midlands, UK B66 2LB	Commercial	Wood, lignite, petcoke, Coal, coke	To 3 m diameter	75	1700		Gasifiers and clean up systems individually designed to meet the customer's requirements, see Chapter 3.
8/1/97	GASIFIERS - SMALL	ADVANCED ALTERNATIVE ENERGY CORPORATION	Gasification systems for demand or supply of heat and power	USA	Les Blevins	785 842 1943 785 842 0909	lbj@cjnetworks.com		1207 N 1800 Rd, Lawrence, KA 66049	Active, for profit	Wide variety, depending on gasifier	Gasifier dependent	16	4	Type specific	AAEC is seeking partners, distributors, investors, licensees

Biomass Energy Foundation: Database

3/31/98	GASIFIERS - SMALL	COMPACT POWER	Pyrolytic gasifier for MSW, Sludge...	UK	Nick Cooper	44 242 224 243 44 242 221 273	compower33@aol.com		33 Rodney Rd., Cheltenham, GL50 1HX, UK	Active	MSW, Sludge, Tires, Chicken litter	Modular plant, 2 tubes=6,000 t/yr, 8 tubes, 30,000t/yr in planning	6	3			>85% of energy in waste recovered in usable heat and power. Tolerates water to 50% (more with front end drying); low profile.
4/6/98	GASIFIERS - SMALL	CRATECH	Pressurized fluidized bed 1.2MWe gasifier for cotton trash etc.	USA	Joe Craig	806 327 5220 806 327 5570	cratech@onramp.net		Box 70, Tahoka TX 79373	Second stage with active support from DOE, EPA, DOD, VI., TVA, TX,	COTTON TRASH (many others)	1.2 MWe	18	2	\$1500-\$2300/kWe	Joe Craig is in final stages of construction of 1 MW unit, see Chapter 4.	
4/6/98	GASIFIERS - SMALL	HYDROTEST	Down-Updraft gasifier systems	SWITZERLAND	Willy Gemperle	41 420 44 77 41 420 44 76			Reussegrasse 17 CH 6020, Emmenbrucke, Switzerland	Operating unit on display,	Wood chips, ...	25 kW				See AMERICAN HI-TEMPERATURE entry	
3/31/98	GASIFIERS - SMALL	NEWCASTLE UNIVERSITY OF (Chemical and Process Engineering Dept.)	Fixed Bed Downdraft CHP	UK	Dogru, Murat	44 191 222 60009 44 191 222 5292	Murat.Dogru@newcastle.ac.uk		Merz Court, Chem. & Proc. Eng., U. of Newcastle, Newcastle Upon Tyne, NE1 7RU, UK	Operating	Wood chips, hazel-nut shells, MSW, Sewage Sludge.	30 kW (Feed 30 kg/hr)	1	1		Working on fuel flow and ash melting	
3/1/98	GASIFIERS - SMALL	POWER GENERATING, INC.		USA	Bill Partnen	207 883 3052			2501 Parkview De., SU 500, Fort Worth, TX, 76102-5800								
12/15/98	GASIFIERS - SMALL	SYSTEM JOHANSSON GASPRODUCERS	Tar free Power gasifiers - 350 kW	SOUTH AFRICA	Gus Johansson	27 11 310 1008 27 11 8051138	kgj@iafrica.net		PO Box 295; Halfway House 1685; Midrand, South Africa	350 kW operational at ASKOM since 1997, several others long term.			14				
12/15/98	GASIFIERS - SMALL	THIRD GENERATION LTD.	Development of fully automated fixed grate gasifiers for heating	UK	Jonathan Taylor	44 1835 823043 44 1835 822997	admin@bbnorth.demon.co.uk		Tweed Horizons Centre, Newtown St Boswells, Melrose, TD6 0SG, UK	Fully automatic 100 kWth plant providing heat in Tweed Centre; 200 kW begun in Nov. 1998	Sawmill residues, short rotation coppice (10-40% WB)	100, 200 kWth	2	3	\$75-\$200/kWh	Close coupled cross/updraft gasifier to boiler, wide variety of fuels, automatic cold starts, remote monitoring	
8/1/97	GASIFIERS - SMALL	AEW (Associated Engineering Works)	Low tar downdraft thermal and power gasifiers	INDIA	G. M. Satyanarayana	91 8819 22950 91 8819 24572			Gamini Compound, Box 17, Tanuku 534 211, Andhra Pradesh, India	Heat, Steam, Power	Wood chips, rice hulls, ...	Many installed, many sizes	8	200	\$225/kW	Thermal gasifiers used for bulk cooking, novel rice husk gasifier, centrifugal tar separators, in House R&D, see Chapter 4.	
8/1/97	GASIFIERS - SMALL	AMERICAN HIGH TEMP INC.	Clean up-down draft gasifier for power	USA	Kevin McDevitt	603 625 6669 603 627 8670	kip2251@aol.com		Box 5151, 1 Mack Ave., Manchester, NH 03108	Sold 3 systems	Waste fuels, demolition lumber, railroad ties, pelletized fluff	250 kW, 500 kW (25, 50)	10	10	\$3,000/kWe COMPLETE	3 Systems sold 1 MW, 500 kW. Hydrotect in Lucerne, Willie Gempela. Acquired from Humbolt Deutz. Avoids tipping fees.	
8/1/97	GASIFIERS - SMALL	ANKUR SCIENTIFIC ENERGY TECHNOLOGIES	Low tar downdraft gasifiers for Steam, Power, thermal energy, irrigation	INDIA	B. C. Jain	91 48 1021 91 48 1042	ankur.energy@smn.sprintpg.ems.vsnl.net.in		Ankur, near old Sama Jakat Naka, BARODA-390 008, India (now Vadodara)	Many commercial installations, IN, other	Wood, stalks, cobs, shells, rice husks	To 500 kW		>400	\$400/kkWh	Largest manufacturer of gasifier systems in India, represented in US by P. DeLaquil, see Chapter 4.	
10/8/97	GASIFIERS - SMALL	B9 Energy Biomass Ltd.	Demonstration of Gasification at Museum	IRELAND	Debra Jenkins	44 0504 271520 44 0504 308090						200 kW					
8/1/97	GASIFIERS - SMALL	BIOSYSTEMS ENERGY, LTD	Novel design	NEW ZEALAND	Ian Kearney	64 03 544 5556 64 03 544 0374			New Zealand	Construction	Wood Waste	1.5 MW				Building 1.5 MW pilot plant in NZ.	

Biomass Energy Foundation: Database

8/1/97	GASIFIERS-SMALL	BUCK ROGERS	Downdraft gasifier, retrofit for heat	USA	Bill Ayres	913 599 6911 913 599 2121		Ag Environmental Products, AEP, Kansas City								
8/1/97	GASIFIERS-SMALL	CHIPTec WOOD ENERGY SYSTEMS	Crossdraft boiler systems, new or retrofit	USA	Robert Bender	802 660 0956 802 660 8904	chiptec@together.net	48 Helen Ave., South Burlington, VT. 05403	Active production and install	Clean HW and SW chips. 6%-45%MC	500,000-10M Btu/hr	11	100+	\$25,000/MBtu	Crossdraft gasifier retrofit for existing boilers, I, see Chapter 4.	
8/1/97	GASIFIERS-SMALL	CLEW (Camp Lejeune Energy from Wood)	1 MW Downdraft gasifier power system	USA	Carol Purvis (John Clelland)	919 541 7519 919 541 7885	purvis.carol@epa.gov www.epa.gov/appcd	U.S. EPA Ctr., MD-63, Research Triangle Park, NC, 27711	Active, refinancing	Hogged wood at Camp Lejeune, pelletized wood, stumps, ...	1 MW	3	1	\$600-\$1200 per kWh	Installed and operated > 500 hr a 1 MW gasifier at camp LeJeune, NC. Gasifier technology owned by Thermotec, Omaha NB, I, see Chapter 4.	
9/27/99	GASIFIERS-SMALL	COMMUNITY POWER CORPORATION	25 kW Small Modular Biomass Power micro-utilities	USA	Robb Walt	303 690 7869 303 617 1280	robbcpc@aol.com	15796 E. Chenango Ave., Aurora, CO 80015	Active	Agricultural residues	25 kW	2	1	<\$1000/kWhe	Built 12 kW gasifier prototype of 25 kW micro-utility, I, see Chapter 4.	
8/1/97	GASIFIERS-SMALL	CRATECH	Developing pressurized fluidized bed gas turbine system for Ag residues	USA	Joe D. Craig, Pres.	806 327 5220 806 998 5570	cratech@onramp.net	Cratech, Box 70, Tahoka, TX 79373	Constructing 1 MWe plant	Bagasse, r hulls, cotton trash tested	1-20MWe		2 development	\$2300/kWe for 1 MWe proj.	Funding BRBEP, EPA, DoD, VT, TX, TVA.	
8/97	GASIFIERS-SMALL	DASAG (Dasad Energy Engineering Ltd.)	Stratified downdraft for woody, and ag residues for decentralized power	SWITZERLAND	H.Sharan	41 52 335 3500 41 52 335 1442	100343.210@compuserve.com	Birchstrasse 6, 8472 Seuzach Switzerland	Swiss private Ltd. Co., Joint ventures, IN	Woody and Ag biomass	50-2500kWh	18	-200 5 kW, other larger in SW, IN		Commercial plant in India with over 2500 hours; Indian company building 20 new plants	
9/19/97	GASIFIERS-SMALL	DECENTRALIZED ENERGY SYSTEMS, INDIA (DESI)	Development of Fixed bed downdraft (low tar) gasifiers for village power use	INDIA	P. K. Bhatnagar	91 11 696 7938 91 11 686 6031	desi@sdat.ernet.in	B-32, Tara Crescent, Qutab Institutional Area, New Delhi 110 016 INDIA	Operational, active	Ipomea, biomass	80 kWe		1	\$730/kWe (2.1M Indian Rupees)	Uses the IISc (low tar) technology	
9/20/99	GASIFIERS-SMALL	DK-TEKNIK	150 kW gasifier development	DENMARK	Henrik Jakobsen	45 39 555 999 45 39 696 002	dk-teknik@dk-teknik.dk www.dk-teknik.dk	15 Gladsaxe Mollevej, DK 2860 Soborg, Denmark	100 hours operation Aug. 99	Wood chips	150 kW	2	2		Tested low tar gasifier 100 hours	
8/1/97	GASIFIERS-SMALL	ENERGIE-TECHNIK FROMM		GERMANY	Jurgen Fromm	49 201 30 53 00		Schalke Strasse 68, 45327 Essen 12, Germany							Manufacture and development of wood gasifiers	
8/1/97	GASIFIERS-SMALL	ENERTECH ENVIRONMENTAL, INC.		USA	Kevin Bolin	404 892 9440									>1000 hours with sewage sludge - 300 with MSW	
1/20/98	GASIFIERS-SMALL	EVN (Energie Versorgung Nord)	Decentralized Power and heat Production with twin-fire gasifier	GERMANY	U. Rehling	49 46 316 2147 49 46 316 2148	evn.de5 t-online.de www.evn.de/ www.gasifier.com/ www.biomass.net	EVN, Schwennaustasse 19, D24960 Glucksburg, Germany	Active	Wood chips, ag pellets	50-350 kWe	10	5	Do planning and investment	Building gasifier with combustor for 450 houses for EXPO 2,000 in Hanover; waste wood gasifier for 1500 tons/yr	
8/1/97	GASIFIERS-SMALL	FLUIDYNE	Downdraft gasifiers and engines for power	NEW ZEALAND	Doug Williams	64 9 838 6132 64 9 838 6132	graeme@powerlink.co.nz, p-h-energy@clear.net.nz	Box 21583, Henderson, Auckland 8, New Zealand	Gasifiers mfd to order	Wood blocks and chips, coppice, willow chips	45 Kg/r for 35 kWel	21	14	\$22,750/ kW	New model, 500 kWe in preproduction stage, 4 projects	
9/30/97	GASIFIERS-SMALL	HEURISTIC ENGINEERING INC.	Wet wood, 2 stage gasifier or Combustor	CANADA	Malcolm D. Lefcort	604 263 8005 604 263 0786	mlefcoort@compuserve.com									

Biomass Energy Foundation: Database

8/1/97	GASIFIERS-SMALL	HTV ENERGY	Downdraft gasifier, engine, turnkey operation	SWITZERLAND	P. Juch	41 62 216 5844 41 62 216 5109		Mittelgastrasse 205, CH-4617 2Gunzgen, Switzerland	Commercial plant startup 8/97	Wood, wood waste	0.25-4MW		6 Testing, 1 comm, 3	\$4,000/kWe	Exceeds German engine emission requirements, see Chapter 4.
8/1/97	GASIFIERS-SMALL	HYDROMAX		USA	Marc Kalish	212 385 7560									150 t/hr pilot plant
8/1/97	GASIFIERS-SMALL	IDAHO ENERGY DIVISION	Demonstrate gasification for home energy needs with residential pellet gasifier	USA	Gerald Fleischman	208 327 7959 208 327 7866	gfleisch@idwr.state.id.us	Box 83720, Boise ID 83720-0098	Planning	Wood pellets					Fred Beierle experienced in gasifiers
10/5/97	GASIFIERS-SMALL	LESLEY MFG. CO.		USA	913 842 1943										
8/1/97	GASIFIERS-SMALL	LESLEY MFG. CO.		USA	Les Blevins	913 842 1943 913 842 0341		1207 N 1800 Rd, Lawrence KA 66049							
1/20/98	GASIFIERS-SMALL	LOTARIOS (Waste reclaim Loterios)	MSW pyrolysis gas for MSW processing, disposal	USA	Gail A. Brichford	713 977 5854 713 977 6426		10555 Richmond Ave., SU 301, Houston, TX 77042	Active	MSW	3 ton MSW/hr	Since 1926 (charcoal, Italy)			Italian charcoal process modified for MSW
3/1/98	GASIFIERS-SMALL	MARTEZO	Downdraft Gasifier for SI Engines	FRANCE	Marielle Touillet	33 5 49 37 02 03 33 5 49 37 39 79	Martezo@cyberscope.fr	237, 4ou53 de Paris, B. P. 419, 86010 Poitiers Cedex, France		Wood, Ag-wastes	100-600 kWe			\$3,000kW (1987)	See brochure; WIBA
10/5/97	GASIFIERS-SMALL	MORBARK INDUSTRIES	Cyclonic Gasifier	USA	Jerry Demslow	517 866 2381		8507 S. Winn Rd., Winn, MI 48896	Active	Sawdust	1-4 M Btu/hr	20			Entrained cyclonic gasifier
3/1/98	GASIFIERS-SMALL	NEWCASTLE, UNIVERSITY OF	Downdraft, CHP gasifier	UK	Murat Dogru	44 191 2226 0009 44 191 222 5292	murat.dogru@newcastle.ac.uk	Merz Court, Chemical & Proc. Eng., U. of Newcastle, Newcastle Upon Tyne, NE1 7RU	Active	Wood chips, hazel-nut shells, MSW, sewage sludge	30 kWh (30 kg/hr)	1			Solving fuel flow and Ash melting problems
8/1/97	GASIFIERS-SMALL	SHAWTON ENGINEERING	Downdraft gasifier/gas engine for power, heat	UK	Donald C. Patrick	44 1925 220338 44 1925 220135		Unit 1, Junction Lane, Sankey Valley Estate, Newton le Willows, WA12 8DN, England	Active	Industrial and Ag wastes	300 kWe		1		Patrick is expert in converting engines for producer gas, see Chapter 4.
8/1/97	GASIFIERS-SMALL	SRC-GAZEL (At UCL, Universite Catholique de Louvain)	Pilot project for small scale power with short rotation coppice	BELGIUM	J. Martin (F. Bourgeois)	32 10 47 2200 32 10 45 2692	bourgeois@term.ucl.ac.be martin@te	UCL, 2 Place du Levant, B-1348 Louvain-la-Neuve, Belgium	Active	wood chips from coppice	160kWe			\$1200/kWe Excludes grid, civil	Aiming at high reliability, low cost industrial system for decentralized power plants
10/5/97	GASIFIERS-SMALL	STWALLEY ENGINEERING (Division of Paradoxs Enterprises, Inc.)	Downdraft channel gasifier for ag waste gasification	USA	R. M. Stwalley			516 Main St., Suite #1, Lafayette, IN 47901 1445	Active	Wood chips, corn cobs	40 kW	2	1		40 kW demo at Burch Mfg., W.Va. Funded by SERBEP. Paper "Operation of a Piston Engine with a Downdraft Channel Gasifier" in Bioenergy '96, p. 612.
9/30/97	GASIFIERS-SMALL	SYNGAS INC.	Air/Oxygen fixed bed downdraft gasifier operated 1985-89 for power, syngas	USA	Tom Reed	303 278 0560	tombreed@comcast.net	1810 Smith Rd., Golden, CO 80401	Inactive, can be revived	Urban waste wood	25, 75 t/d; 350 kW	4	2		GASIFIER SYSTEMS-LARGE st fixed bed gasifier ever built, oxygen operation, described in (The Air-Oxygen Stratified Downdraft Gasifier), T. B. Reed et al
1/20/98	GASIFIERS-SMALL	SYSTEM JOHANSSON GAS PRODUCERS	Downdraft low tar gasifier for power production, primarily from wood	SOUTH AFRICA	K. G. Johansson	27 11 310 1008 27 11 805 1138		Box 295, Halfway House, 1685 Midrand, South Africa	Active	Wood blocks, chips, briquettes	30-500 kWe (1,000 kW design available)	13	10	\$750/kWe	SJG is a responsible engineer/manufacturer in SA, the manufacturing power house of Africa; Systems marketed through CARBO Cons. Eng., 27-11-8866721 in Bryanston, SA, see Chapter 4.

Biomass Energy Foundation: Database

3/1/98	GASIFIERS-SMALL	TERMOQUIP ENERGIA ALTERNATIVA LTDA	Downdraft gasifier	BRAZIL	Saul D'Avila	55 19 242 0371 55 19 242 0371			Rua Projetada, 260- jd., Sta. Genebra, Campinas, SP-CEP 13080-290, Brazil								Downdraft gasifier for heat
8/1/97	GASIFIERS-SMALL	THERMOGENICS	Bottom fed inverted downdraft gasifier, improved ESP cleaning for steam and power	USA	Stephen C. Brand	505 344 4846 505 344 6090	thermogenics@worldnet.att.net	www.thermogenics.com	7100-F Second St., NW, Albuquerque, NM 87107	12 t/h; 3 t/h under construction	Wood, RDF, tires, sludge, Ind wastes			3+			Novel design, innovative ESP gas cleaning, see Chapter 4.
8/1/97	GASIFIERS-SMALL	WASTE CONVERSION SYSTEMS	Close coupled gasifier	USA	Stan Abrams	303 690 8300			14590 E. Fremont Ave, Englewood, CO 80112								
8/1/97	RESEARCH & SUPPORT	ALABAMA, UNIVERSITY OF	Pyrolysis and gasification	USA	Michael Eley	205 895 6361											65 t/d plant;
10/5/97	RESEARCH & SUPPORT	ASIAN INSTITUTE OF TECHNOLOGY (AIT)	Research in alternate energy, gasification	THAILAND	Prof. Bhattacharya	66 2 524 5403 66 2 524 5439	bhatta@ait.ac.th	www.ait.ac.th	Asian Inst. Of Technology, Energy Program, Box 4, Klong Luang, Pathumthani 12120, Thailand								AIT in an International post-graduate educational Institute, courses in power, energy economics and energy technology. Working on low tar gasifiers
9/1/97	RESEARCH & SUPPORT	ASTON UNIVERSITY	Research and evaluation of gasification, pyrolysis	UK	Tony Bridgwater	44 21 359 3611 44 21 359 4094	a.v.bridgwater@aston.ac.uk	www.pyne.co.uk	Aston University, Aston Triangle, Birmingham B4 7ET, UK	Active	General						Tony Bridgwater has been a major host and editor of many international conferences
8/1/97	RESEARCH & SUPPORT	BATTELLE COLUMBUS LABORATORIES, BCL	Research gasifier for 2 FB pyrolytic gasifier	USA	Mark A Paisley	614 424 4958 614 424 3321	Paisley@battelle.org		Battelle Columbus Laboratories, 505 King Avenue, Columbus, Ohio	Active, catalyst testing	Wood chips, RDF, bagasse	24 t/d					Double fluidized beds pyrolyse in one, combust charcoal in the other to produce medium energy gas. See Chapter 3
4/6/98	RESEARCH & SUPPORT	BERA (The Biomass Energy Research Association)	Lobby for biomass utilization in U.S. Congress	USA	Donald L. Klass	202 785 2856			1825 K St., N.W., Su 218, Washington, D. C., 20006.								
9/1/97	RESEARCH & SUPPORT	BIOMASS ACTION RESEARCH CENTRE	Consulting pyrolysis and gasification	INDIA	P. D. Grover	91 65 65 4189 91 65 66 7088	pdgrover@netearth.ernet.in		7, Street-C, IIT Campus, New Delhi 110016	Retired from IIT, actively consulting							Prof. Grover is well known for producing a number of excellent students and theses in the field of biomass. Now retired and consulting
1/20/98	RESEARCH & SUPPORT	BIOMASS ENERGY FOUNDATION (BEF)	Gasification research, studies and publication of books	USA	Thomas B. Reed	303 278 0558	tombreed@comcast.net	www.webpan.com/BEF	1810 Smith Rd., Golden, CO 80401	Active			13	30	\$1 - \$2M		A 501 C-3 Corporation established in 1983 by Dr. Harry LaFontaine, now operated by T. Reed to promote the use of biomass, especially biomass gasification. See WWW page at www.webpan.com/BEF
9/20/99	RESEARCH & SUPPORT	BTG (Biomass Technology Group)	Fluidized and Fixed bed DD, CHP, and other gasification research, Consulting	NETHERLANDS	H. Knoef	31 53 489 2897 31 53 489 3116	knoef.btg@ct.utwente.nl	http://btg.ct.utwente.nl	Box 217, 7500 AE Enschede, The Netherlands	Planning, building, operating, commercial with construction firms	Wood chips, briquettes, miscanthus, straw	25 kW to 1 MWe	NA	10	\$1500-3000		Involved in design and construction with KARA energy systems and Stork Thermeq. Currently testing 150 kW gasifier. Designing novel crossdraft/O2 gasifier, see Chapter 5.
9/1/97	RESEARCH & SUPPORT	CALIFORNIA ENERGY COMMISSION	Energy support and development of gasifiers	USA	Valentino M. Tiangco	916 654 4664 916 653 6010	valen@ns.net		Energy Tech. Dev. Division, 1516 9 th St. MS-43, Sacramento, CA 95814-5512	Active							CEC and developing small power gasifiers in the Philippines
9/1/97	RESEARCH & SUPPORT	CASCADE RESEARCH, INC.	Consulting, evaluation of technologies, IEA representative US	USA	Don J. Stevens	509 375 3124 509 375 3267	c.refrch@televar.com	http://www.abdn.ac.uk/ leabioenergy	2952 George Washingto Way, Richland, WA 99352	Active				5 (25)			Stevens worked at PNL during the 1980s and prepared an overview of all the work in the thermal conversion program. He is the operating agent for task 13 (biomass utilization) for the International Energy Agency
9/4/97	RESEARCH & SUPPORT	CEMIG (Companhia Energética de Minas Gerais)	Power generation from charcoal-blast furnace gas	BRAZIL	E. C. Vasconcelos				Av. Barbaena, 1200-20, Al-Santo Agostinho, Belo Horizonte-MG- CEP, 30161970, Brazil	Testing small system	Charcoal	15 kW test, 1-2 MW planned	1				Paper USE OF CHARCOAL BASED BLAST FURNACE GAS... in 3 rd Biomass of Americas Proceedings

Biomass Energy Foundation: Database

8/1/97	RESEARCH & SUPPORT	CHINESE ACADEMY OF AGR. AND MECHANICAL SYSTEMS (CAAMS)	Chinese Central Gasification Research	CHINA	Gao Xiansheng	86 10 2017131 86 10 2017326		Renewable Resources Technology Development Co., Ltd., No. 2 Beishatan, Deshengmen Wai, 10083, Beijing								CAAMS Manufactures two downdraft gasifiers, one industrial (100 kg/hr) 1 domestic cooking (10 kg/hr).
9/1/97	RESEARCH & SUPPORT	CONEG (Coalition of Northeastern Governors)	Support of Energy projects	USA	Rick Handley	202 624 8450 202 624 8463		400 North Capitol St., NW, Su 382, Washington, D. C. 20001								
1/20/98	RESEARCH & SUPPORT	CONEG (Northeast Regional Biomass Program)	Regional biomass energy program of the US DOE	USA	Richard Handley	528 899 9572 528 899 9574	rhandley@capital.net	400 N. Capital St., SU 382; Washington, D. C. 20001	Active							
1/20/98	RESEARCH & SUPPORT	DAIMLER BENZ AEROSPACE AG	Gasifier research	GERMANY	S. Girges	49 5055 598 258 49 5055 598 202	suaaraf.girges@ri.dasa.de									Ask if actively participating in gasification
8/1/97	RESEARCH & SUPPORT	DANISH TECHNICAL UNIVERSITY (DTU) (Department of Energy Engineering)	Conversion of biomass, straw to gas for power, experimental systems	DENMARK	Henriksen, Ulrik	45 45 93 37 57 45 45 93 57 61	gaspro@inet.uni-c.dk	Dept. of Energy Engineering, DTU, Bldg 403; DK-2800 Lyngby, DK	Active, looking for industrial partner	Woodchips, straw, pellets	0.5 to 450 kW					Downdraft gasifier with engine, plus parallel basic experiments, TGA, ash melting, and computer models, see Chapter 5.
8/1/97	RESEARCH & SUPPORT	DELFT UNIVERSITY OF TECHNOLOGY	1.5 MWt process development unit with pressurized fluidized bed gasifier, hi T ceramic filter and gas turbine combustor	NETHERLANDS	Jans Andries	31 15 278 5410 31 15 278 2460	j.andries@wbmt.tudelft.nl	http://www-pe.wbmt.tudelft.nl/~andries/innex.htm#		Laboratory for Thermal Power Engineering, Delft Univ. Mekelweg 2, 2628 Delft, The Netherlands						Gasification modeling, LCV gas combustion, trace components, control, micro-turbines, conversion of LCV gas in cat combustors and fuel cells
8/97	RESEARCH & SUPPORT	DEMONTFORT UNIVERSITY	Hybrid Biomass-Wind for rural electric power	UK	Andrew P. Chick	44 1400 275624 44 1400 273708	apchick@dmu.ac.uk	School of Agriculture, DeMontfort Univ., Caythorpe, Lincolnshire, NG32 3EP, UK	Active	Biomass						
9/20/99	RESEARCH & SUPPORT	DK-TEKNIK	Danish Energy Agency; all aspects of gasification R & D	DENMARK	Soren Houmoller	45 39 69 65 11 45 39 69 60 02	houmoller@DK-Teknik.dk	www.dk-teknik.dk	DK-TEKNIK, Gladsaxe Mellevvej 15, 2860 Søborg, Denmark	Very Active in biomass fields	Wood, straw, all biomass, MSW	Small to medium projects, oversite for Denmark	80			GASIFIER SYSTEMS, large staff, very active in gasification, combustion and energy policy for Danish government, see Chapter 5.
8/1/97	RESEARCH & SUPPORT	ECN-NETHERLANDS ENERGY RESEARCH FOUNDATION	Circulating Fluid Bed, 700 kWth; Downdraft 300 kWth	NETHERLANDS	Johan Beesteheerde	31 224 56 4594 31 224 56 3489	biomass@ecn.nl	http://www.ecn.nl/	Renewable Energies, Box 1, 1755 ZAG Petten, The Netherlands							Major R&D center - biomass energy - 800 employees
9/1/97	RESEARCH & SUPPORT	ELECTRIC POWER RESEARCH INSTITUTE (EPRI)	Research and Technology based solutions for the Electric Industry, testing and development	USA	Evan Hughes Mgr. Biomass Power	650 855 2179 650 855 8501	ehughes@epri.com	3412 Hillview Ave., Palo Alto, CA 94304		Wood, other biomass, tires, MSW	50kW-500 MW	24	10 tested	\$50-\$2,000/kWe		EPRI has longterm interest in biomass for its customers, the Electric Power Industry!
12/15/98	RESEARCH & SUPPORT	ENERGY & ENVIRONMENTAL RESEARCH CENTER, U. of N. Dakota	Oversite of Gasifier activities	USZ	Darren D. Schmidt	701 777 5120 701 777 5181	dschmidt@eerc.und.nodak.edu	Energy and Environmental Research Center, Box 9018, Grand Forks, ND 58202-9018								Darren was the chief engineer on the Camp LeJeune gasifier and brings his expertise to management
9/30/97	RESEARCH & SUPPORT	EPA RESEARCH TRIANGLE	Demonstration of 1 MW downdraft gasifier for steam and poer, see MECHEM	USA	Carol Purvis			Research Triangle Park, NC 27711		Waste Wood	1 MW	4	1			See Mechem
8/1/97	RESEARCH & SUPPORT	ESMAP (Energy Sector Management Assist. Program)	Funding and guidance for gasification programs at UNDP/World Bank, world oversite	USA	Executive Secretary			1818 H St. N.W., Washington, D. C. 20433	Active							Financial assessment and technical reports on gasification projects in various countries

Biomass Energy Foundation: Database

8/1/97	RESEARCH & SUPPORT	ETSU (UK Gasification Oversight)		UK	Nick Barker (Project Officer)	44 0235 433 511 44 0235 432 923			ETSU, B156 Harwell Laboratory, Harwell, Oxfordshire, OX11 0RA.								Oversite on UK gasification
1/20/98	RESEARCH & SUPPORT	EUROPEAN COMMISSION- DIRECTORATE- GENERAL FOR ENERGY (DG XVII),THERMIE	Support of EC Gasification gasification projects: See BIOCYLE: ENERGY FARM; ARBRE	BELGIUM	G. L. Ferrero	32 2 295 0150			rue de la Loi 200, B1049, Belgium	Active							May 1996 Brochure
4/6/98	RESEARCH & SUPPORT	EUROPEAN COMMISSION BIOMASS GASIFICATION TARGETED PROJECTS	Promote Biomass Gasification under EQUIPMENT & CONSULTING 1995 agreement	BELGIUM	G. L. Ferrero	?			Rue de la Loi 200, B-1049, Brussels, Belgium	Active	Coppiced fuels	5.5, 11 MWe					European Comission demonstrating biomass energy projects
1/20/98	RESEARCH & SUPPORT	FEE (Society for the Promotion of Renewable Energies)	NGO organizing R&D for biomass gasification, lobbying, PR and support	GERMANY	Eberhard Oettel	49 30 65 76 27 06 49 30 65 76 27 08	FEE-eV@t-online.de		Innovationspark Wuhlheide, Kopenicker Str 325, 12555, Berlin, Germany	Active	Wood, waste wood, MSW, sewage sludge,	25-5,000 kW, some built, some under construction	Various	11	Contact FEE	FEE is a non-government organization devoted to various forms of renewable energy. Four years ago they initiated a task force "Gasification of Biomass", joining their R&D with manufacturers of gasifiers, engines and turbines	
8/1/97	RESEARCH & SUPPORT	GASIFICATION TECHNOLOGIES COUNCIL		USA	James Childress, President												See Dan Tyndall memo or Jane Turnbull
1/20/98	RESEARCH & SUPPORT	GREAT LAKES REGIONAL BIOMASS ENERGY PROGRAM	Regional biomass energy program of the US DOE	USA	Fred Kuzel	312 407 0177 312 407 0038	fkuzel@cedar.cic.net	www.cgig.org/project/biomass		Active							
8/1/97	RESEARCH & SUPPORT	HAMBURG, UNIVERSITY OF		GERMANY	W Kaminsky, Norbert Grittner	49 40 4123 3173 49 40 4123 6008			Inst. f. Techn. u. Makromol. Chemie, Bundesstr. 45, 2000 Hamburg 13, Germany								Fluidized Bed Pyrolysis of Plastic and Rubber Wastes
8/97	RESEARCH & SUPPORT	HAWAII NATURAL ENERGY INSTITUTE (HNEI)	Research renewable energy	USA	Scott Q. Turn	808 956 2346 808 956 2335	ssturn@hawaii.edu										
8/97	RESEARCH & SUPPORT	HAWAII, UNIVERSITY OF	Gasification R&D	USA	Jiachun Zhou		jiachun@hawaii.edu										
9/19/97	RESEARCH & SUPPORT	HYDRO-QUEBEC	Support of renewable energy	CANADA	Georges Aabiad		admcom@mail.dcrp.hydro.qc.ca	www.hydro.qc.ca	1010, rue Sainter-Catherine ouest, Montreal, Quebec Canada H3C 457	Active							Developed 3 energy plantations, monitor forest biomass
9/4/97	RESEARCH & SUPPORT	IEA BIOENERGY	Operating agent for task 13 (biomass utilization)	USA, EEC			c.refrch@televar.com	http://www.abdn.ac.uk/ieabioenergy	2952 George Washington Way, Richland, WA 99352	Active							
8/1/97	RESEARCH & SUPPORT	INDIAN INSTITUTE OF SCIENCE - BANGALORE	All aspects of Gasifier Research, development and dissemination for India	INDIA	Mukunda, H. S.	91 80 348 536 91 80 341 683	mukunda@cgpl.iisc.ernet.in	http://144.16.73.100/~mukunda/home.html	Combustion, Gasification & Propulsion Lab,Dept. of Aerospace Eng., IISc, Bangalore 560 012, India	Active	Wood chips, Ag residues (straws, husks, bagasse, coir, stalk	3.7kWe to 5 MWe	10	8	\$300-1,000/kWe	The Combustion, Gasification and Pyrolysis lab publishes many papers on various aspects of gasification, see Chapter 5.	
8/1/97	RESEARCH & SUPPORT	INDIAN INSTITUTE OF TECHNOLOGY, BOMBAY (Gasification Action Res. Center)	Engine-gasifier research, 15 kW dual fuel diesel gasifier, damper.	INDIA	P. P. Parikh	91 22 578 2545 91 22 578 3480	parikh@me.iitb.ernet.in		Dept. of Mechanical Engineering, IIT- Bombay, Bombay 400 076, INDIA	Active	All relevant biomass	As required	18			Natl. Test Facility for Gasifier Engine System. Prof. Parikh operates gasifiers and engines in laboratory for testing and student study. Many theses published in gasification field, see Chapter 5.	
9/1/97	RESEARCH & SUPPORT	INRA (AFRICA Gasification)	Development of small scale gasifiers in Africa	FRANCE	Riedacker	?	riedacke@worldnet.fr		INRA, 118 rue d'Aleimid, 75014, Paris France	Planning	Wood, charcoal	5-10 hp					Technology transfer to villages in Africa, also interested in GASIFIER SYSTEMS-LARGE r units

Biomass Energy Foundation: Database

8/1/97	RESEARCH & SUPPORT	INSTITUTE OF GAS TECHNOLOGY (IGT)	Pressurized Fluid Bed tests on Renugas system; Processes for Power, Methanol	USA	Suresh P. Babu	847 768 0509 847 768 0516	babu@igt.org	www.igt.org	1700 S. Mount Prospect Rd., Des Plaines, IL 60018-1804	Active in International Energy planning	Wood chips, Bagasse, various others	11 t/d				IGT has had a major research program, but is now involved in international planning. See Chapter 3.
8/1/97	RESEARCH & SUPPORT	IOWA STATE UNIVERSITY	5 t/d FB gasifier for agricultural wastes, corn, and switchgrass	USA	Robert C. Brown	515 294 8733 515 294 3261	rcbrown@iastate.edu	#http://www.eng.iastate.edu/coe/me/homepage.html#	Dept. Mechanical Eng., 2020 H. M. Black Bldg., Ames, IA 50011	Active	Waste seed corn; switchgrass	5 t/d		1		\$50,000 grant for gasifier, announced in April 1995 Res. Rec. Rept.
3/31/98	RESEARCH & SUPPORT	IVD (Institute for Process engineering, Univ. of Stuttgart)	R&D in gasification of all biomass and fossil fuels for power generation	GERMANY	Christian Storm	49 711 685 3745 49 711 685 34	storm@ivd.uni-stuttgart.de	www.ivd.uni-stuttgart.de	Pfaffenwaldring 23, D-79569, Stuttgart, Germany	Ongoing R&D	Wood, straw, energy crops,	50 kW	8	1 each		1 FB reactor (Bubbling or re-circulating), 1 Entrained flow reactor both with hot gas filtration; on line tar measurement system.
9/30/97	RESEARCH & SUPPORT	KANSAS STATE UNIVERSITY	Stratified downdraft gasifier research, theses	USA	Walter P. Walawender				Dept. Chemical Engineering, Kansas State Univ., Manhattan KS 66506	Active	Wood chips, Plantation fuels	100 kW	15	1		Wallawender has used the "Buck Rogers" gasifier for research and generated many fine theses - and students
9/1/97	RESEARCH & SUPPORT	KEMESTRIE, INC.	Development of commercial fluidized bed and other processes from Sherbrooke U. research	CANADA	Nicolas Abatzoglou, Dir. En. & Env.	819 569 4888 819 569 8411	kem@interlinx.qc.ca		4245 rue Garlock, Sherbrooke, Quebec, J1L 2C8, Quebec, Canada	Active						E. Chornet is active in teaching, research and commercialization of biomass processes
8/1/97	RESEARCH & SUPPORT	KTH (Kungl Tekniska Hogskolan)	Research on all aspects of gasification	SWEDEN	Krister Sjostrom	46 8 790 82 48 46 8 10 85 79	Krister@chemtech.kth.se		KTH, Chemical Technology, S-100 44 Stockholm, Sweden	Active						Well equipped laboratory, research on fluidized beds, tars, alkali detection, see Chapter 5.
10/5/97	RESEARCH & SUPPORT	LUND INSTITUTE OF TECHNOLOGY (Dept. of Chemical Engineering)	Operaton and ecomics of pressurized circulating and bubbling fluid bed gasifiers	SWEDEN	Prof. Ingemar Bjerle	46 8 681 91 00 46 8 19 68 26			Dept. of Chemical Engineering, Lund Inst. Of Technology, Sweden (?)	Active	Wood chips					Well equipped laboratory, pr FB gasification test facility
9/21/99	RESEARCH & SUPPORT	MINISTRY OF AGRICULTURE OF THE PRC (MOA)	Evaluation of China's biomass capability and research on village gasifiers	PRC	Ralph Overend	303 275 4450 303 275 2905	ralph_overend@nrel.gov		NREL, 1617 Cole Blvd., Golden, CO 80401	Active	All biomass					Joint DOE and MOA assessment and research program, see Chapter 5.
9/1/97	RESEARCH & SUPPORT	MNES (MINISTRY OF NON-CONVENTIONAL ENERGY SOURCES)	Support of biomass gasification in India	INDIA	N. P. Singh	91 11 436 1920 91 11 436 1298	secmnes@x400.nicg.nic.in		Block 14, CGO Complex, Lodi Rd., New Delhi - 110 003, India	Active						India has a very large program in gasification, supported primarily by Mr. Singh
8/1/97	RESEARCH & SUPPORT	NATIONAL RENEWABLE ENERGY LABORATORY (NREL)	Downdraft air/oxygen gasification, lab facilities available	USA	Dave Dayton	303 384 6245 303 384 6103	david_dayton@nrel.gov		1617 Cole Blvd., Golden, CO 80401	Active	Wood, MSW	1 t/d air oxygen	20	1		TCUF, thermochemical user facility, available for testing, 22 years of gasification research, see Chapter 5.
8/1/97	RESEARCH & SUPPORT	NEBRASKA, UNIVERSITY OF	Spouted Bed gasifier	USA	Dave Clements,	402 472 0177			Dept. Biological Systems Engr., ??							New Spouted bed design.
8/1/97	RESEARCH & SUPPORT	NIMBKAR AGRICULTURAL RESEARCH INSTITUTE (NARI)	Use of loose biomass for thermal applications, 500 kW thermal stratified downdraft gasifier, others	INDIA	Anil K. Rajvanshi	91 2166 22396 91 2166 23328	root@nimbkar.ernet.in		NARI, Box 44, Phaltan 415523, Maharashtra, India.	Available for commercial use	Cane, sorghum, millet, safflower trash	500-800 kW(th)	>1987	2	\$60/kW(th)	I have visited AR in Phaltan and he visited Golden many times. Interesting R&D.
1/20/98	RESEARCH & SUPPORT	ONTARIO HYDRO (Environmental Responsibility and Leadership Dept.)	Support of Thermogenic 6 Mbitu/h gasifier & other renewable energy options	CANADA	John Russell	416 207 5684			ERL Dept., Ontario Hydro, 700 University Ave., Toronto, Ontario M5G 1X6	Active						See SED Case Study on Thermogenics, Aug. 1997

Biomass Energy Foundation: Database


1/20/98	RESEARCH & SUPPORT	Pacific Northwest and Alaska Regional Biomass Energy Program	Regional biomass energy program of the US DOE	USA	Jeffrey James	206 553 2079 206 553 2200	jeffrey.james@hq.doe.gov		800 5th Ave., SU 3950, Seattle, WA 98104	Active							
8/97	RESEARCH & SUPPORT	PAUL SCHERRER INSTITUTE (PSI)	Bubbling fluidized bed research, research on Syn-fuel production from waste biomass	SWITZERLAND	Luiz Carlos de Sousa C. Von Scala	41 56 310 40 60 41 56 310 21 99	desousa@psi.ch		OLGA/215, CH-5232 Villigen PSI; Switzerland	Active	Sawdust, scrapwood, plastics	120kWt (30 kg/h sawdust)		1			Studying influence of contaminants on gasification behavior, seeking optimum conditions for methanol synthesis syngas, tar behavior
9/1/97	RESEARCH & SUPPORT	PRINCETON UNIVERSITY (Center for Energy and Env. Studies)	Evaluation of energy projects	USA	Eric D. Larson	609 258 4966 609 258 3661	elarson@princeton.edu		Center for Energy and Environmental Studies, Princeton Univ., Princeton, N.J. 08544-5263								
9/20/99	RESEARCH & SUPPORT	PYNE	Pyrolysis/gasification newsletter from Aston Univ.	UK	Tony Bridgwater	44 121 359 3611 44 121 359 6814	a.v.bridgwater@aston.ac.uk	www.pyne.co.uk	Bio-Energy Research Group, Aston Univ., Birmingham B4 7ET, UK	Active							
9/20/99	RESEARCH & SUPPORT	PYNE	Pyrolysis/gasification newsletter	UK	Tony Bridgwater	44 121 359 3611 44 121 359 6814	a.v.bridgwater@aston.ac.uk	www.pyne.co.uk	Bio-Energy Research Group, Aston University, Birmingham B4 7ET, UK	Many activities							Primarily fast pyrolysis, but other gasification activities as well.
1/20/98	RESEARCH & SUPPORT	REGIONAL BIOMASS ENERGY PROGRAMS (U.S. Department of Energy, DOE)	Support of biomass power in U.S. in 5 geographical regions	USA	Mike Voorhies	202 586 1480 202 586 9815	michael.voorhies@hq.doe.gov		Office of Fuels Development, EE-31, 1000 Independence Ave., S. W., Washington, DC 20585	Active							Central support for the 5 regional biomass energy programs - Strategic plan, 1997-2003, July 1997.
9/1/97	RESEARCH & SUPPORT	SAO PAULO, UNIVERSITY OF		BRAZIL	Suani T. Coelho	55 11 818 5064 55 11 818 5031	suani@iee.usp.br										
1/20/98	RESEARCH & SUPPORT	SARAGOSA, UNIVERSITY OF	Developing new fluidized bed gasification and gas clean-up processes/concepts	SPAIN	Prof. M. P. Aznar	34 76 76 13 39 34 76 76 21 42			Chemical and Environmental Engineering Dept., Univ. of Saragossa, 40009, Saragossa, Spain	Active	Wood chips, energy crops, olive hulls, straw	1050 kg/hr	10	2	\$0.5M		There are several catalytic beds downstream of the gasifier in slip flow
8/1/97	RESEARCH & SUPPORT	SHANDONG ENERGY RESEARCH INSTITUTE (SDERI)	Development of village gasifier system	CHINA	Xu Min	86 0531 296 5635 86 0531 296 1954			Shandong Academy of Sciences, Keyuan Rd., Jihshi Rd., Jinan 250014, PR China								Joint program with NREL, have a demonstration village gas system operating, see Chapter 5.
8/1/97	RESEARCH & SUPPORT	SHERBROOKE, UNIVERSITY OF	University-driven research for fundamentals & training, Energy/Envir. centered research; 50 kg/h FB	CANADA	Prof. Esteban Chornet	819 821 7171 819 821 7955	echornet@coupal.gcm.usher.ca		Département de Génie Chimique, Université de Sherbrooke, PQ, J1K 2R1, Canada	1 patent, many publications		2.5cm-10cm res.,	8	2			Novel fluidized bed research, partial oxidation studies recovery metals from waste, see Chapter 5.
9/1/97	RESEARCH & SUPPORT	SINTEF (Foundation for Scientific and Industrial Research at the Norwegian Inst. Of Technology)	Research in gasification, pyrolysis	NORWAY	Morten Gronli	47 73 59 20 70 47 73 59 28 89	morten.gronli@termo.unit.no		N-7034 Trondheim, Norway	Active							Excellent thesis on pyrolysis

Biomass Energy Foundation: Database

9/19/97	RESEARCH & SUPPORT	SOUTHEASTERN REGIONAL BIOMASS ENERGY PROGRAM (SERBEP)	Regional biomass energy program of the US DOE	USA	Phillip Badger, Mgr	205 386 3086 205 386 2963	pcbader@tva.gov		TVA, CEB 3A, BOX 1010, Muscle Shoals, AL 35662-1010	Active							
9/1/97	RESEARCH & SUPPORT	SWISS FEDERAL INSTITUTE OF TECHNOLOGY (ETH)	Support in Gasification	SWITZERLAND	Thomas Nussbaumer	41 1 632 2589 41 1 632 1176	nussbaumer@iet.mavt.ethz.ch		Laboratory for Thermodynamics (LTNT), CH-8092, Zurich, SW								
8/97	RESEARCH & SUPPORT	TERI (TATA ENERGY RESEARCH INSTITUTE)	Development of gasifiers forsilk boiling, drying, crematorium	INDIA	V. V. N. Kishore	91 11 462 2246 91 11 462 1770	vvnk@teri.ernet.in		Darbari Seth Block, Habitat Place, Lodhi Rd., New Delhi, 110 003 India	Active	Wood	2 kWth (silk); 4okWe					Very active program in gasifier development for commercial uses in India, see Chapter 5.
9/27/99	RESEARCH & SUPPORT	THE BIOMASS ENERGY FOUNDATION	Downdraft gasification R&D, 25 kW Small Modular Biomass Power System	USA	Thomas B. Reed	303 278 0560	tombreed@comcast.net	www.webpan.com/BEF	1810 Smith Rd., Golden, CO 80401	Active	Wood chips, pellets, biomass residues, coal	2-25 kW	25	2	<\$1000/kWhe		Active in R&D, pilot plant gasifiers. See Chapter 4 and 5.
9/1/97	RESEARCH & SUPPORT	THOMAS KOCH ENERGI	Consulting on gasification of straw etc.	DENMARK	Thomas Koch	46 19 15 54 46 19 15 38	100711.220@compuserve.com		Hovedgaden3, 4621 Gadstrup, Denmark	Active	Straw etc.						
8/1/97	RESEARCH & SUPPORT	ULSTER, UNIVERSITY OF, ENERGY RESEARCH CENTRE	Analysis of gasification, biomass, power plants	IRELAND	John T. McMullan		jt.mcmullan@ulst.ac.uk										
3/31/98	RESEARCH & SUPPORT	UMSICHT (FraunhoferInstitute for Environmental, Safety and Energy Technology)	R&D on 0.5 MW pilot plant; consulting for large scale gasifiers	GERMANY	Markus Ising	49 208 8598 189 49 208 8598 290	info@umsicht.fhg.de	www.umsicht.fhg.de	Osterfelder Strasse 3, D-46047, Oberhausen, GERMANY	Operating 0.5 MW pilot plant, planning commercial	Wood, Ag residues, MSW...	0.5 MW and >	3	1	2800 \$/kWe for complete process		Working on utilization of 1 atm air-blown CFB gasification for CHP with gas engines, leading to 12 MW deo project (CFB) + lean gas furnace and boiler system
9/1/97	RESEARCH & SUPPORT	VERENUM	Tar measurement, gas cleaning, water treatment	SWITZERLAND	Thomas Nussbaumer	41 1 632 2589 41 1 632 1176	verenum@access.ch		Langmauerstrasse 109, CH-8006, Zurich SWITZERLAND	Active research							
9/30/97	RESEARCH & SUPPORT	VIENNA, TECHNICAL UNIVERSITY OF	Fluidized bed, dolomite catalysts	AUSTRIA	Reinhard Rauch	43 1 588 01 5130 43 1 588 01 587 63 94	hhofba@fbch.tuwien.ac.at	http://edv1.vt.tuwien.ac.at/AG_HOFBA/Vergaser/e_vergas.htm	Inst. Fur Chemical Engineering, 9/159, A 1060 Vienna, AUSTRIA	Active							Use of dolomite to reduce tar to 200-300 mg/Nm3; research in methanation of producer gas
8/1/97	RESEARCH & SUPPORT	VTT GASIFICATION R&D CENTER	Various gasifiers and bench rigs	FINLAND	E. Kurkela	358 9 456 6599 358 9 460 493			VTT Energy, FIN-02044 VTT, Espoo, Finland		Various, all						Extensive research on large gasifiers, see Chapter 5
1/20/98	RESEARCH & SUPPORT	WALES, UNIVERSITY OF(2)	200 kW fixed-bed/gas air heat exchanger for crop drying	UK	David Beedie	44 222 874 930 44 222 874 420	BeedieD@cardiff.ac.uk	http://msi2.elsy.cf.ac.uk:80/www/citsg	Division of Electronics, School of Engineering, Cardiff Univ. of Wales, Box 917, Cardiff, CF2 1XH, UK	Active	Ag wastes	200 kWth		1			For complete details of crop-dryer and gasifier, see thesis. See Chapter 5.
1/20/98	RESEARCH & SUPPORT	WESTERN REGIONAL BIOMASS ENERGY PROGRAM (WRBEP)	Regional biomass energy program of the US DOE	USA	Dave Waltzman	303 275 4821 303 275 4830	dave.waltzman@hq.doe.gov		1617 Cole Blvd., Golden, CO 80401	Active							Regional office also in Nebraska
9/1/97	RESEARCH & SUPPORT	WINROCK INTERNATIONAL	Support of gasification and biomass energy	WORLD	Dan Jantzen	303 422 7785	danjantzen@compuserve.com		5906 Newcombe Ct., Arvada CO 80004	Active							Dan Jantzen was formerly at NREL/SERI and is very knowledgeable in gasification. My co-author on GEN GAS. Recently returned to U.S. from India office of WINROCK

Biomass Energy Foundation: Database

9/1/97	RESEARCH & SUPPORT	WISCONSIN, STATE OF (Energy and Intergovernmental Relations)	Support of gasification	USA	Don Wichert	608 266 7312 608 267 6931	wichert@mail.state.wi.us									
1/20/98	RESEARCH & SUPPORT	ZARAGOZA UNIVERSITY	Downdraft air gasification R&D, 22 & 200 kW plants available; studies and expts on biomass and MSW	SPAIN	Pedro Garcia-Bacaicoa	34 976 761 880 34 976 761 861	bacalcoa@posta.unizar.es		Chemical and Env. Eng. Dept., Zaragoza Univ., 50015 Zaragoza, Spain	Active	Wood chips, briquettes and almond shells	50, 100m 300 kg/h		4	\$200,000	Downdraft air gasification R&D, 33 and 200 kW available. Studies and experiments on biomass and waste gasification, see Chapter 5.





OIL, ETC.

Home

Oil, more properly "petroleum" was discovered about 1869 in Drake PA., and has changed the world dramatically.

Biomass Energy

I was a professor at the Colorado School of Mines which has a large petroleum production department and the Hubbert Center for studying oil supplies...

Gasification & Reforming

Long ago I worked for Shell Exploration and production in Houston Texas and shared an office with M. King Hubbert. He became famous in the 1970s for predicting that US production would peak in 1974 (it did) and then decline (it has). I met him in the 1980s for dinner and asked if he had a prediction for world oil. He declined to predict because he said that other countries didn't keep as good records as the US and they lied about their reserves in order to claim a larger share of the market.

Liquid Fuels

Wood

Cooking

Energy

Rosetta Stone

More recently another Shell employee and friend of Hubbert, Kenneth S. Deffeyes, wrote "Hubbert's Peak: The Impending World Oil Shortage". (Princeton Univ. Press, 2001). He is a world famous geologist at Princeton, teaching "Rocks for Jocks". He has put this reputation on the line, saying "My own opinion is that the peak in world oil production may even occur before 2004. What happens if I am wrong? I would be delighted to be proved wrong. It would mean that we have a few additional years to reduce our consumption of crude oil. However, it would take a lot of unexpectedly good news to postpone the peak to 2010."

Bookstore

About the

BEF

Links

There are 37.6 million websites dealing with OIL and only 218,000 dealing with OIL DEPLETION, such as..

Become a

Member

of the

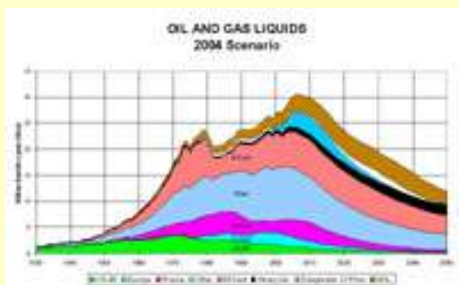
Biomass

Energy

Foundation

<http://www.odac-info.org/> and <http://www.peakoil.net/>.

Here are a few excerpts...



Peak Oil in 2008

Colin Campbell and the [Uppsala Hydrocarbon Depletion Study Group](#) has now made the 2004 upgrade of the peak oil model. The peak is moved from 2010 to 2008 ([read more](#)).

Welcome to MK Hubbert Center

Hubbert Center is dedicated to Assembling and disseminating global petroleum supply data. M. King Hubbert Center for Petroleum Supply Studies. ... hubbert.mines.edu/

I could also find a lot of "experts" saying this is the old "wolf, wolf" cry and that the oil peak will not occur for 20-50 years. Whatever. It will occur in many of our lifetimes and cause a lot of disruption unless we have substitutes well under way.

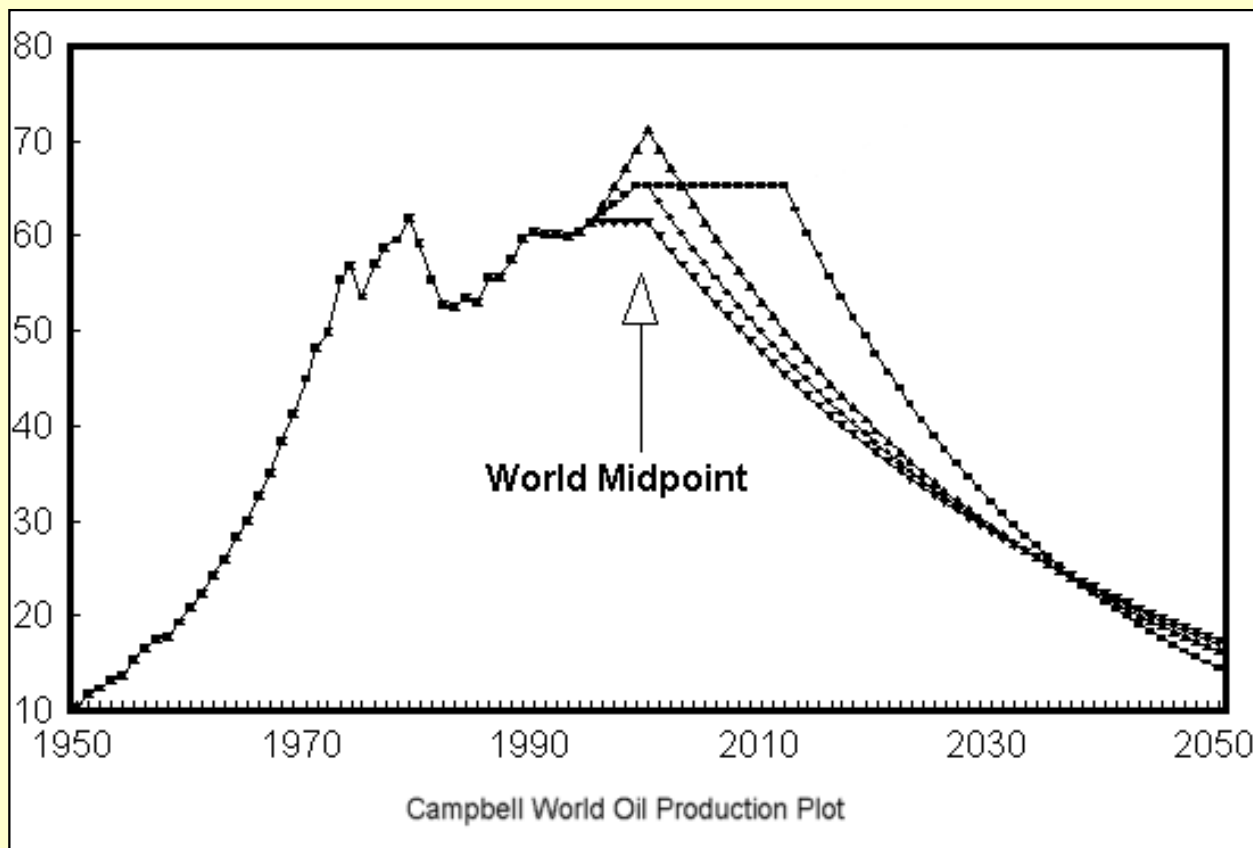


Figure 2

Graph showing Production (Mbd) against Time (Years), based on Campbell's data.

The four different lines correspond to different possible scenarios taking place from 1996 onward. It can be seen that whichever scenario actually occurs, the end result is reasonably constant. This is because the Ultimate is a constant value, so that more oil now means less in the future: whilst it may be possible to alter the shape of the curve, one cannot alter the area beneath it. The 'premature peak' in the early 1970s corresponds to the oil crisis of 1973.

Now it is time to re-examine our approach to alternative fuels and hope we can keep ahead of the **oil depletion curve**.





BIODIESEL - McDIESEL

Home

Biomass Energy

Gasification & Reforming

Liquid Fuels

Wood Cooking

Energy Rosetta Stone

Bookstore

About the BEF

Links

Become a Member of the Biomass Energy Foundation

In Summer, 1989, I learned about the conversion of animal fats and vegetable oils to their methyl esters for fuel purposes from some proceedings of the US Dept of Agriculture workshops held in the early 1980s and from research at the University of Idaho and others. The process is called "Transesterification", and is quite simple. It means converting the fats are oils, which are tri-esters with glycerol, to the monoester with methanol. Being interested in alternate fuels, I mulled this over in my subconscious and in November, 1989, I wondered what happened to all that good oil/fat when it was "used up". I found that there are about a billion gallons a year under the heading "yellow grease" which are used for soap, cattle feed, but has a very low value (<\$1/gallon) relative to new oil/fat.

I wondered if it could be used to make the esters for fuel. I went to our local McDonalds and got a gallon of "waste grease" from their grease dumpster in back, (UGH!). In my lab at the Colorado School of Mines I made minor adjustments in the transesterification recipe and made a gallon of beautiful fuel from (UGH) grease. Wow! As a chemist I had a wonderful time for the next few months making "transesterified waste vegetable oil" from many feedstocks. Even made it from bacon grease at Christmas in my daughter in law's kitchen from grocery store components.

If you are the kind that likes contact with reality, why not make some **Bio-diesel in the kitchen** . Just print out the file and GO. Be sure your fat/oil is dry. Bacon grease and butter contain too much water unless you boil it off and render them to a clear oil (ghee for butter).

At that time the DENVER RTD bus company was considering alternate bus fuels. We approached the bus company to see if they were interested in this alternative clean fuel. Sure, but they needed more than a gallon to test. I went to our UNIT OPS laboratory at the Colorado School of Mines and made 100 gallons (2 drums) for testing by RTD.

I didn't think "transesterified waste vegetable oil" was a very good name, so,

considering the source, I decided to call it McDIESEL. I applied for a copyright. I even approached McDonalds to see if they were interested. They were, but said they would sue me if I used that name. Later people came to call these fuels "BIODIESEL", and I now live with that. However, I would love to have had McDonalds sue me - what publicity!

We discovered that there was NO political base for using low cost waste grease for an alternate fuel. There was a tremendous base for spending much more money to make Biodiesel from Soy Oil. Now biodiesel is highly political and there is a newsletter telling of test results and new companies hoping for government subsidies courtesy of global warming. Check them out at www.biodiesel.org.

In February 1990 we tested the fuel on a dynamometer and a bus and it ran fine and had low emissions. We have published a number of papers on Biodiesel from waste grease, but no one is particularly interested. Meanwhile biodiesel from soy is still \$3-4/gal.

If you are interested in making some biodiesel, here is our recipe for making it in the kitchen with easily available materials:

May 20, 1997

TO: People interested in making Biodiesel

FROM: Thomas B. Reed, the Biomass Energy Foundation

SUBJECT: Making Bio-diesel in the kitchen

Biodiesel is a new, alternative, renewable, clean diesel fuel made from Nature's triglycerides - oils, fats, waste cooking oils and many other natural products. ,

However, if you would like to try the reaction in your kitchen, here's the recipe for a simple demonstration you can try, using common household chemicals. (REMEMBER TO HANDLE ALL CHEMICALS WITH CARE! While these are common "household" chemicals, the methanol will burn with an almost invisible flame, so extinguish all fires; the lye can burn your fingers or blind you. Read the warnings on the can!)

The reaction (with the terrible names "transesterification" or "alcoholysis"3)

substitutes methanol (wood alcohol) for the Glycerol in triglycerides (fats, oils) to make the methyl esters called biodiesel. It uses lye as a catalyst. A junior chemist might write it:

Triglyceride (fats or oils) + Methanol \rightarrow Biodiesel + Glycerol (+soap from catalyst)

The lye converts a small amount of the oil to soap so that the methanol will be soluble in the triglyceride. After the reaction is over, the glycerol and soap settle to the bottom of the vessel and the biodiesel floats on top.

In a measuring cup measure 200 ml of methanol. To this add 1 level tsp of lye (sodium hydroxide). In a separate pan, heat 500 ml (1 cup) of any vegetable oil cooking oil (such as Mazola, Canola etc. to about 120F (using a candy thermometer). Put the oil in a blender and add the methanol-lye mixture to the warm oil while vigorously stirring. Stir for 30 minutes. This solution is opaque at first, but as the reaction progresses it becomes thinner than the original oil and translucent.

Allow the mixture to settle for a day in a tall thin vessel. You will see two separate layers. The biodiesel floats to the top as a clear liquid, and can be poured off into a container for display (or into your diesel car or truck). The glycerol and some soap go to the bottom and can be discarded in this experiment. In commercial practice the glycerol and soap can be further processed to other fuels.

You have now made biodiesel on a small scale and can better appreciate the use of renewable fuels from farms.



BIODIESEL FROM WASTE VEGETABLE OILS

Every fast food restaurant discards large quantities of waste vegetable oils weekly. They are collected and sold as “yellow grease” and can contain fats from cooked meat and free fatty acids from the breakdown of the oil. Yellow grease is an attractive source of biodiesel, but is more difficult to convert to biodiesel because it contains 2-10% free fatty acids (the cause of the rancid taste) which consume some of the lye catalyst.

Many people are converting “yellow grease” to biodiesel or using it directly. (See http://en.wikipedia.org/wiki/Yellow_grease) and <http://www.easternct.edu/depts/sustainenergy/calendar/biodiesel/Geise%20->

[%20Biodiesel%20from%20Recycled%20Vegetable%20Oil.pdf](#) It requires additional lye to neutralize the free fatty acids and the process so more chemistry than the kitchen provides.



Embedded Secure Document

The file http://www.woodgas.com/hydrogen_economy.pdf is a secure document that has been embedded in this document. Double click the pushpin to view.



WOODGAS

TESTIMONIALS

[Home](#)

[Biomass
Energy](#)

[Gasification &
Reforming](#)

[Liquid Fuels](#)

[Wood
Cooking](#)

[Energy
Rosetta Stone](#)

[Bookstore](#)

[About the
BEF](#)

[Links](#)

I recently took my WoodGas camp stove to a soccer game with my daughter. I loaded it with fuel pellets and let it burn on a camera tripod. The weather was cold, rainy and windy. Soon, most of the parents were gathered around warming their hands at my portable warming station. I was the most popular parent in the place!


On the low setting, the pellets burned a nice flame for one hour. I then kept it burning with a few pellets every 5 minutes or so. Don't go to a cold soccer game without one.

Jim, Bonney Lake, WA
Feb 15, 2007



I love to take my motorcycle on camping trips in the Black Hills of South Dakota. I have taken your stove on many extended trips. It fits great on my 2000 Ural 2WD

**Become a
Member
of the
Biomass
Energy
Foundation**



motorcycle, which is pretty loaded down when I'm out for several days. My dad didn't really think it would work, until he tried it, and now he's a believer. He threw away his WWII German cook stove, and now uses nothing but the WoodGas camp stove.

Anyone with questions can contact me at: justindorrance-at-hotmail-dot-com

**Junstin D,
Customer SD
Jan 5, 2007**



Using a few wood pellets and some saw dust, I was able to get the stove running well in a minute or two. Then I put on my lunch. Soup with meat balls! With the stove on high, the soup was boiling in short order. Then I put the stove on low, and it made a nice cooking fire for about 30 minutes. Then I dumped out the ashes and it was cool about 15 minutes later.

I'm pleased with your stove, and will enjoy taking it on my next camp out.

**John H, Prescott
AZ
Oct 4, 2006**



I use this stove practically every day. It always performs no matter what fuel I try - and I've tried many: pellets, plum seeds, split wood, pine cones and grasses.



About a year ago, the stove saved my life. I was on a kayak on a North Idaho river early in spring. After capsizing in the river, soaking all my clothes and sleeping bag, and developing hypothermia, I spent a subfreezing night huddled over 10,000BTU of WoodGas heat. It was one of the worst nights of my life - and I've seen a few. But the stove gave me the heat to survive until morning.

Thanks for a great stove!

**Chris S, Northern
Idaho
Aug 28, 2006**

Great stove... water boiled in under 7 minutes with pine chips and the like from the forest floor. I easily started the stove with my own recipe for a fire starter. Here is the recipe for those of you who would like to make your own:

- 1 - clump of dryer lint
- 1 - coffee filter
- 1 - string
- 1 - small pot of melted wax.

Put clump of dryer lint in coffee filter - not too tight. Tie with the string and dunk in hot wax. Cheap, easy and fun!

**Bob G
Hi Adventure Trek Planning and Leave No Trace
Master
Circle Ten Council of Boy Scouts
Dallas, TX
June 29, 2006**



I liked the stove so much, I wanted to use it around the house for barbeque. I cut a hole in the bottom of a grill, filled it with wood pellets, and it ran for over an hour on low power. Perfect heat and perfect time for BBQ. No more charcoal to purchase!

Ribs and corn in Korean Sauce - Mmmmm!

**Shivayam E,
Denver CO
June 8, 2006**



Tonight I fired up the new WoodGas Campstove for the first time since receiving it a couple months ago. For fuel I used some cedar split from 1 x 6 drops from a

fence project. Using a little starting gel the wood immediately lit and after a few seconds using the low fan setting it was producing a great cooking source. In several minutes I had brought some leftover chili to a good edible temperature.

I plan to use this stove mainly for expeditions by motorcycle. With this stove, the problem of transporting flammable fuel will be eliminated.

**Karl W, Portland
OR
May 22, 2006**

Just thought I let you know I tried out the woodgas campstove today. I loved it! I cooked 4 hamburgers on it in about 20 minutes.

One thing that amazed me, was how fast the heat came up, less than 2 minutes after we lit it, we had the frying pan on it, and it cooked away

wonderfully. It burned up all the fuel in about 15 minutes and just to see how it worked, I reloaded the unit with wood chips. It smoked for a minute or so, so we dropped another lighted match in the top, and everything came up a nice flame and it worked nicely for another 15 minutes with nice clean burning, little or no smoke.

When it was done, I dumped out the remaining ash and let the unit cool. Start to finish, everything took less than 45 minutes.

Amazing.

Collin C, Saskatchewan CA
May 2, 2006



I love this bullet-proof little stove. I had a huge smile on my face the whole time I was playing with it. By the way, "playing" is a misnomer - this is serious equipment. It's well worth the \$50 bucks or so to have this as an emergency stove or heat source in your survival kit (though you need to treat this like any open fire and watch out for carbon monoxide, especially indoors).

Comes with a one-year limited warranty too.

Read his entire review [here](#)

Don B, California
March 15, 2006



The stove burned the fuel evenly and made a great flame for cooking. We easily cooked two pans of hamburgers on one stove-full of fuel. I also quickly boiled water for coffee.

As I walked around the park, all I could think of was how much fuel there was for the stove. And to think that

one medium branch was enough to cook dinner.

Congratulations on making a great, fuel efficient stove.

**Phil R, Long
Beach, CA
March 10,
2006**

The XL stove arrived in the post this morning, thanks, and is very nice. I tried it out just with some Scots pine cones I'd picked up recently, and it burns very nicely. I think it will be less work to use than the LE, which I have been enjoying very much since last Sept, because of easier wood preparation as well as longer burn times of course, and I'm drying some larger chunks to try in it. I would be interested to know if you have a recommendation for optimum chunk size for the two stoves, but I'm aware of how flexible they are with a range of fuel.

I couldn't help noticeing that it is so much deeper than the LE which prompts me to wonder if the new stainless LE's are also deeper now?

If the weather picks up we may go camping in a week's time, and it will be nice to try them both out with whatever N. Wales can provide us with in early April!

**Best wishes,
Neil Taylor**

Have a story to share?
[Send an email here](#) and we'll post it!

RENEWABLEHYDROGEN.ORG



Search:

Related Searches

- ▶ [Hydrogen Renewable Energy](#)
- ▶ [Renewable and Non Renewable Energy](#)
- ▶ [Hydrogen Safety](#)
- ▶ [Solar Energy Company](#)
- ▶ [Geothermal Energy Sources](#)
- ▶ [Renewable Power](#)
- ▶ [Hydrogen Education](#)
- ▶ [Renewable Energy from the Wind](#)
- ▶ [Hydrogen Efficiency](#)
- ▶ [Renewable Solar](#)

Popular Categories

[Travel](#)

- [Airline](#)
- [Car Rental](#)
- [Hotels](#)
- [Cruises](#)
- [Vacations](#)

[E Commerce](#)

- [VoIP](#)
- [Broadband](#)
- [Domain Names](#)
- [Web Hosting](#)
- [Web Design](#)

[Real Estate](#)

- [Mortgages](#)
- [Refinancing](#)
- [Home Equity Loans](#)
- [For Sale by Owner](#)
- [Credit Score](#)

[Business](#)

- [Bankruptcy](#)
- [Business Cards](#)
- [Affiliate Programs](#)
- [Conference Calls](#)
- [CRM](#)

[Personal Finances](#)

- [Investments](#)
- [Student Loans](#)
- [Work from Home](#)
- [Personal Loans](#)
- [Jobs](#)

[Financial Planning](#)

- [Loans](#)
- [Credit Cards](#)
- [Debt Consolidation](#)
- [Stocks](#)
- [Payday Loans](#)

[Lifestyle](#)

- [Fitness](#)
- [Dating](#)
- [Singles](#)
- [Education](#)
- [Degrees](#)

[Insurance](#)

- [Car Insurance](#)
- [Travel Insurance](#)
- [Health Insurance](#)
- [Home Insurance](#)
- [Life Insurance](#)

[Legal Help](#)

- [DUI Lawyers](#)
- [Accident Lawyers](#)
- [Bankruptcy Lawyers](#)
- [Probate Lawyers](#)
- [Patent Lawyers](#)

[Computers](#)

- [Laptops](#)
- [Software Training](#)
- [High Speed Internet](#)
- [DSL](#)
- [Data Recovery](#)

[Health Care](#)

- [Vitamins](#)
- [Contact Lenses](#)
- [Laser Eye Surgery](#)
- [Cosmetic Surgery](#)
- [Diet](#)

[Shopping](#)

- [Gifts](#)
- [Flowers](#)
- [DVD Rental](#)
- [Apparel](#)
- [Books](#)

Sponsored Listings

[Hydrogen Engine](#)

Find out how Ford is making its company and vehicles more green.
[FordVehicles.com](#)

[Solar Panel Installers](#)

Find Local Prescreened Installers Best Suited For Your Solar Project
[www.CoolerPlanet.com](#)

[Geothermal Energy Stocks...](#)

Revealed: The One Pure Play on Geothermal Energy & How to Profit!
[www.whiskeyandgunpowder.com/Energy](#)

[1000W Wind Turbine \\$199](#)

Seem Impossible? Find Out How You Can Save Thousands in Energy Costs
[www.GreenToolman.com](#)

[Wind Energy Stock May 3X](#)

Top Alternative Energy Stock For 09 Just Went Public and May 3x in Days
[www.smallcapfortunes.com/JuhlWind](#)

[The Pickens Energy Plan](#)

Reduce Dependence on Foreign Oil Through Domestic Wind and Solar.
[www.PickensPlan.com](#)

[Generate Renewable Energy](#)

Save \$1000's on Energy Bills Build Your Own Energy Source Now
[www.Earth4EnergyGuide.com](#)

[Renewable Energy Info](#)

Learn about Solar, Wind, Biofuels Hydroelectricity Energy at FORA.tv
[FORA.tv/channel/Energy](#)

[Energy Consultanting](#)

Lean Manufacturing, Lower Resources Sustainability for the bottom line.
[www.Domani.com/Resource-Reduction](#)

[Honda Solar Cell](#)

Learn about Honda's next-generation solar cells and see what we see.
[www.honda.com](#)

Search:



Clean hydrogen flame, invisible during daylight.



Biomass
ENERGY
FOUNDATION

ABOUT US

- Who We Are
- Our Vision
- Team
- Science Advisors
- History

PROGRAMS

- Ongoing H2 Projects
- Açai Brazil
- BEF 2006 Goals

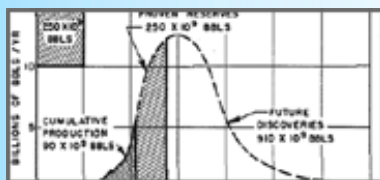
LEARN

- Hydrogen
- Fuel Issues
- Peak Oil
- Biodiesel
- Biomass
- Scientific Papers
- Bookstore

MEMBERSHIP

Join Us

Our Mission is to Develop and Deploy Renewable Alternative Fuels



>The era of Cheap Oil is over. Alternatives are imperative.



>Buy hard- to-find and interesting books about biomass, gasification, peak oil and more.



You will also want to visit Dr. Reed's long-running (and very popular) **Woodgas website!**

Be a Charter Member

Biomass Energy Foundation

[Return to the bookstore.](#)

Product	Quantity	Price	Amount
WoodGas Camp Stove		55.00	55.00
		Subtotal	55.00
		Shipping	0.00
All prices are in US Dollars		Tax	0.00
		TOTAL	55.00

Calculate shipping for this order

If you change your order then click on the button to calculate the new cost of shipping.

Select your US State for sales tax

Do you have any special requests?

To delete an item, change the quantity to zero and click RECALCULATE.

Biomass Energy Foundation

[Return to the bookstore.](#)

Product	Quantity	Price	Amount
WoodGas Camp Stove		55.00	55.00
WoodGas Camp Stove XL		75.00	75.00
		Subtotal	130.00
		Shipping	0.00
		Tax	0.00
All prices are in US Dollars		TOTAL	130.00

Calculate shipping for this order

If you change your order then click on the button to calculate the new cost of shipping.

Select your US State for sales tax

Do you have any special requests?

To delete an item, change the quantity to zero and click RECALCULATE.

Biomass Energy Foundation

[Return to the bookstore.](#)

Product	Quantity	Price	Amount
WoodGas Camp Stove		55.00	55.00
WoodGas Camp Stove XL		75.00	75.00
Encyclopedia of Biomass Thermal Conversion		60.00	60.00
		Subtotal	190.00
		Shipping	0.00
		Tax	0.00
		TOTAL	190.00

All prices are in US Dollars

Calculate shipping for this order

If you change your order then click on the button to calculate the new cost of shipping.

Select your US State for sales tax

Do you have any special requests?

To delete an item, change the quantity to zero and click RECALCULATE.



The BEF Press Books

[Home](#)

[Biomass Energy](#)

[Gasification &
Reforming](#)

[Liquid Fuels](#)

[Wood Cooking](#)

[Energy Rosetta
Stone](#)

[Bookstore](#)

[About the BEF](#)

[Links](#)

[Become a Member
of the Biomass
Energy Foundation](#)

Encyclopedia of
BIOMASS THERMAL CONVERSION


THE PRINCIPLES AND TECHNOLOGY
of
PYROLYSIS, GASIFICATION & COMBUSTION

Edited by
Thomas B. Reed
The Biomass Energy Foundation



*Welcome, Biomass
Energy Foundation
supporters!*

3rd Edition
The Biomass Energy Foundation Press
November, 2002



ENCYCLOPEDIA OF BIOMASS THERMAL CONVERSION: PYROLYSIS, GASIFICATION AND COMBUSTION PRINCIPLES AND TECHNOLOGY: First Published in 1970, then republished in 1972, this monumental work has long been out of print. Nevertheless, it is the most complete survey of this field, written by a stable of scientists and engineers for the new (then) Solar Energy Research Institute to guide their choices of programs. The facts of biomass life don't change, and most of them can be found here.

ISBN:1-890607-20-7

420 pp

\$60

Click here to return to the Biomass Energy Foundation site.

[Add this to my shopping cart.](#)

[Return to the bookstore.](#)



Biomass Energy Foundation

[Return to the bookstore.](#)

Product	Quantity	Price	Amount
WoodGas Camp Stove		55.00	55.00
WoodGas Camp Stove XL		75.00	75.00
Encyclopedia of Biomass Thermal Conversion		60.00	60.00
Densified Biomass		22.50	22.50
		Subtotal	212.50
		Shipping	0.00
		Tax	0.00
		TOTAL	212.50

All prices are in US Dollars

Calculate shipping for this order

If you change your order then click on the button to calculate the new cost of shipping.

Select your US State for sales tax

Do you have any special requests?

To delete an item, change the quantity to zero and click RECALCULATE.

WOODGAS

The BEF Press Books

Home

Biomass Energy

Gasification &
Reforming

Liquid Fuels

Wood Cooking

Energy Rosetta
Stone

Bookstore

About the BEF

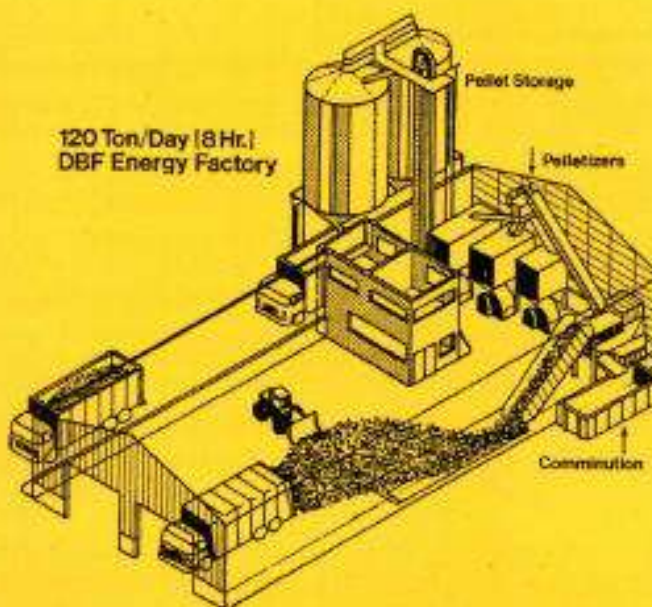
Links

Become a Member
of the Biomass
Energy Foundation

*Welcome, Biomass
Energy Foundation
supporters!*


DENSIFIED BIOMASS A NEW FORM OF SOLID FUEL

With a forward for the 21st Century



Thomas Reed and Becky Bryant

The Biomass Energy Foundation
1010 South St.
Golden, CO 80401



DENSIFIED BIOMASS: A NEW FORM OF SOLID FUEL: Tom Reed and Becky Bryant, A "State of the Art evaluation of densified biomass fuels" with documentation of processes, energy balance, economics and applications. First published in 1978, & still the best (only?) text on theory and practice. Second edition with Paper on Energy of Biomass Densification appended.

ISBN 1-890607-16-9

\$22.50

35pp

[Add item #10 to my shopping cart.](#)

[Return to bookstore.](#)

**Click here to return to
the Biomass Energy
Foundation site.**



Biomass Energy Foundation

[Return to the bookstore.](#)

Product	Quantity	Price	Amount
WoodGas Camp Stove		55.00	55.00
WoodGas Camp Stove XL		75.00	75.00
Encyclopedia of Biomass Thermal Conversion		60.00	60.00
Densified Biomass		22.50	22.50
Tree Crops for Energy Co-Production on Farms		35.00	35.00
		Subtotal	247.50
		Shipping	0.00
All prices are in US Dollars			Tax 0.00
		TOTAL	247.50

Calculate shipping for this order

If you change your order then click on the button to calculate the new cost of shipping.

Select your US State for sales tax

Do you have any special requests?

To delete an item, change the quantity to zero and click RECALCULATE.

WOODGAS

The BEF Press Books

[Home](#)

[Biomass Energy](#)

[Gasification &
Reforming](#)

[Liquid Fuels](#)

[Wood Cooking](#)

[Energy Rosetta
Stone](#)

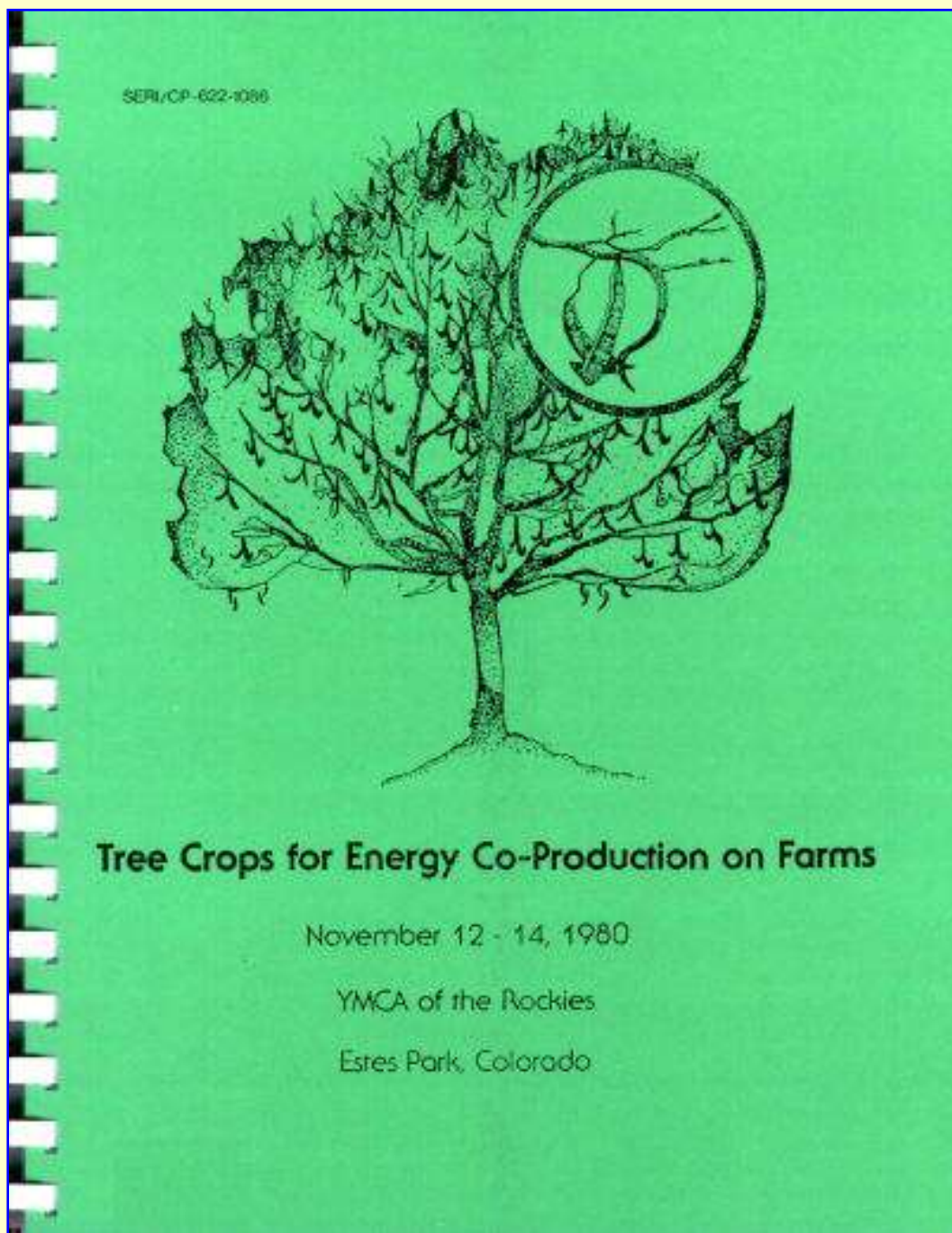
[Bookstore](#)


[About the BEF](#)

[Links](#)

[Become a Member
of the Biomass
Energy Foundation](#)

*Welcome, Biomass
Energy Foundation
supporters!*





TREE CROPS FOR ENERGY CO-PRODUCTION ON FARMS: Tom Milne (SERI 1980) Evaluation of the energy potential to grow trees for energy.

ISBN 1-890607-05-3


260pp

\$35

[Add item #17 to my shopping cart.](#)

[Return to the bookstore.](#)

**Click here to return to
the Biomass Energy
Foundation site.**



Biomass Energy Foundation

[Return to the bookstore.](#)

Product	Quantity	Price	Amount
WoodGas Camp Stove		55.00	55.00
WoodGas Camp Stove XL		75.00	75.00
Encyclopedia of Biomass Thermal Conversion		60.00	60.00
Densified Biomass		22.50	22.50
Tree Crops for Energy Co-Production on Farms		35.00	35.00
Trees		2.00	2.00
		Subtotal	249.50
		Shipping	0.00
		Tax	0.00
All prices are in US Dollars		TOTAL	249.50

Calculate shipping for this order

If you change your order then click on the button to calculate the new cost of shipping.

Select your US State for sales tax

Do you have any special requests?

To delete an item, change the quantity to zero and click RECALCULATE.

WOODGAS

The BEF Press Books

[Home](#)

[Biomass Energy](#)

[Gasification &
Reforming](#)

[Liquid Fuels](#)

[Wood Cooking](#)

[Energy Rosetta
Stone](#)

[Bookstore](#)

[About the BEF](#)

[Links](#)


[Become a Member
of the Biomass
Energy Foundation](#)

*Welcome, Biomass
Energy Foundation
supporters!*

THE MAN WHO PLANTED TREES

A story of deforestation & reforestation

By Jean Giono




Distributed by: The Biomass Energy Foundation Press

1510 Smith Rd., Golden, CO 80401

303 272 0552V; 303 272 0560 F

wood2@es.com



TREES: by Jean Giono, 1953. While we strongly support using biomass for energy, we are also very concerned about forest destruction. This delightful story says more than any sermon on the benefits and methods of reforestation.

ISBN 1-89060712-6


8pp

\$2

[Add item #16 to my shopping cart.](#)

[Return to the bookstore.](#)

**Click here to return to
the Biomass Energy
Foundation site.**



WOODGAS

The BEF Press Books

[Home](#)

[Biomass Energy](#)

[Gasification &
Reforming](#)

[Liquid Fuels](#)

[Wood Cooking](#)

[Energy Rosetta
Stone](#)

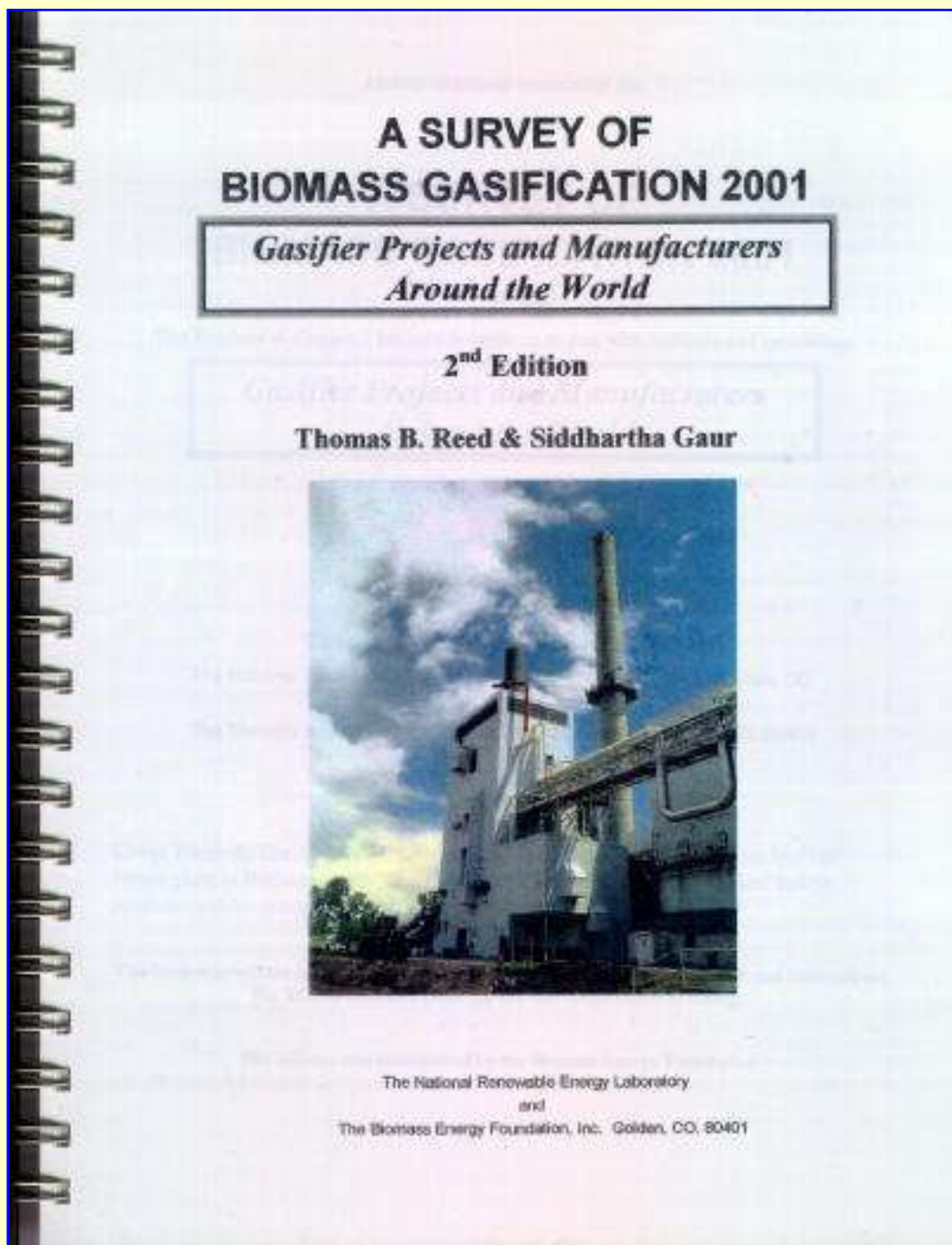
[Bookstore](#)


[About the BEF](#)

[Links](#)

[Become a Member
of the Biomass
Energy Foundation](#)

*Welcome, Biomass
Energy Foundation
supporters!*





A SURVEY OF BIOMASS GASIFICATION 2001: T. Reed and S. Gaur have surveyed the biomass gasification scene for the National Renewable Energy Laboratory and the Biomass Energy Foundation. 180 pages of large gasifiers systems, small gasifiers and gasifier research institutions with descriptions of the major types of gasifiers and a list of most world gasifiers. 2nd edition.

ISBN 1-890607-13-4180

180pp

\$35

[Add item #1 to my shopping cart.](#)

[Return to the bookstore.](#)

**Click here to return to
the Biomass Energy
Foundation site.**



Biomass Energy Foundation

[Return to the bookstore.](#)

Product	Quantity	Price	Amount
WoodGas Camp Stove		55.00	55.00
WoodGas Camp Stove XL		75.00	75.00
Encyclopedia of Biomass Thermal Conversion		60.00	60.00
Densified Biomass		22.50	22.50
Tree Crops for Energy Co-Production on Farms		35.00	35.00
Trees		2.00	2.00
Survey of Biomass Gasification 2001		35.00	35.00
		Subtotal	284.50
		Shipping	0.00
All prices are in US Dollars			Tax 0.00
		TOTAL	284.50

Calculate shipping for this order

If you change your order then click on the button to calculate the new cost of shipping.

Select your US State for sales tax

Do you have any special requests?

To delete an item, change the quantity to zero and click RECALCULATE.

Biomass Energy Foundation

[Return to the bookstore.](#)

Product	Quantity	Price	Amount
WoodGas Camp Stove		55.00	55.00
WoodGas Camp Stove XL		75.00	75.00
Encyclopedia of Biomass Thermal Conversion		60.00	60.00
Densified Biomass		22.50	22.50
Tree Crops for Energy Co-Production on Farms		35.00	35.00
Trees		2.00	2.00
Survey of Biomass Gasification 2001		35.00	35.00
Biomass Downdraft Gasifier Engine Systems Handbook		35.00	35.00
		Subtotal	319.50
		Shipping	0.00
		Tax	0.00
		TOTAL	319.50

All prices are in US Dollars

Calculate shipping for this order

If you change your order then click on the button to calculate the new cost of shipping.

Select your US State for sales tax

Do you have any special requests?

To delete an item, change the quantity to zero and click RECALCULATE.

WOODGAS

The BEF Press Books

[Home](#)

[Biomass Energy](#)

[Gasification &
Reforming](#)

[Liquid Fuels](#)

[Wood Cooking](#)

[Energy Rosetta
Stone](#)

[Bookstore](#)

[About the BEF](#)

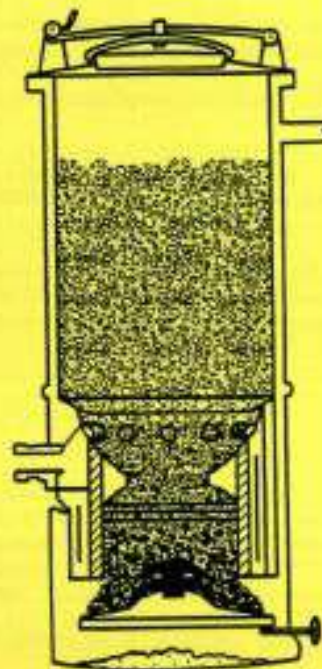
[Links](#)

[Become a Member
of the Biomass
Energy Foundation](#)


*Welcome, Biomass
Energy Foundation
supporters!*

*Handbook of Biomass
Downdraft Gasifier
Engine Systems*

*Thomas B. Reed
and
Agua Das*



The Biomass Energy Foundation Press



BIOMASS DOWNDRAFT GASIFIER ENGINE SYSTEMS HANDBOOK:

T. Reed and A. Das, (SERI-1988) Over a million wood gasifiers were used to power cars and trucks during World War II. Yet, there are now only a few companies manufacturing gasifier systems. The authors, who have spent more than 20 years working with various gasifier systems, discuss the factors that must be correct to have a successful "gasifier power system." Our most popular book, the "new Testament" of gasification.

ISBN 1-890607-00-2

140pp

\$35

[Add item #2 to my shopping cart.](#)

[Return to the bookstore.](#)

**Click here to return to
the Biomass Energy
Foundation site.**



WOODGAS

The BEF Press Books

[Home](#)

[Biomass Energy](#)

[Gasification &
Reforming](#)

[Liquid Fuels](#)

[Wood Cooking](#)

[Energy Rosetta
Stone](#)

[Bookstore](#)

[About the BEF](#)

[Links](#)

[Become a Member
of the Biomass
Energy Foundation](#)


*Welcome, Biomass
Energy Foundation
supporters!*

GENERATOR GAS

The Swedish Experience with Wood-Gas 1939-1945



Reprinted and Distributed by the Biomass Energy Foundation
1810 Smith Rd., Golden, CO 80401
303 278 0558



GENGAS: THE SWEDISH CLASSIC ON WOOD FUELED VEHICLES: (SERI-1979)
T. Reed, D. Jantzen and A. Das, with index. This is the "Old Testament" of gasification, written English translation, of "Gen-Gas", written by the Swedish Royal Academy at the end of WW II after successfully converting 90% of transportation of WW II Sweden to wood gasifiers.

ISBN 1-890607-01-0


340pp

\$40

[Add item #5 to my shopping cart.](#)

[Return to the bookstore.](#)

[**Click here to return to the Biomass Energy Foundation site.**](#)



Biomass Energy Foundation

[Return to the bookstore.](#)

Product	Quantity	Price	Amount
WoodGas Camp Stove		55.00	55.00
WoodGas Camp Stove XL		75.00	75.00
Encyclopedia of Biomass Thermal Conversion		60.00	60.00
Densified Biomass		22.50	22.50
Tree Crops for Energy Co-Production on Farms		35.00	35.00
Trees		2.00	2.00
Survey of Biomass Gasification 2001		35.00	35.00
Biomass Downdraft Gasifier Engine Systems Handbook		35.00	35.00
Gengas		40.00	40.00
		Subtotal	359.50
		Shipping	0.00
All prices are in US Dollars			Tax 0.00
		TOTAL	359.50

Calculate shipping for this order

If you change your order then click on the button to calculate the new cost of shipping.

Select your US State for sales tax

Do you have any special requests?

To delete an item, change the quantity to zero and click RECALCULATE.

Biomass Energy Foundation

[Return to the bookstore.](#)

Product	Quantity	Price	Amount
WoodGas Camp Stove		55.00	55.00
WoodGas Camp Stove XL		75.00	75.00
Encyclopedia of Biomass Thermal Conversion		60.00	60.00
Densified Biomass		22.50	22.50
Tree Crops for Energy Co-Production on Farms		35.00	35.00
Trees		2.00	2.00
Survey of Biomass Gasification 2001		35.00	35.00
Biomass Downdraft Gasifier Engine Systems Handbook		35.00	35.00
Gengas		40.00	40.00
Producer-Gas		10.00	10.00
		Subtotal	369.50
		Shipping	0.00
All prices are in US Dollars		Tax	0.00
		TOTAL	369.50

Calculate shipping for this order

If you change your order then click on the button to calculate the new cost of shipping.

Select your US State for sales tax

Do you have any special requests?

To delete an item, change the quantity to zero and click RECALCULATE.

WOODGAS

The BEF Press Books

[Home](#)

[Biomass Energy](#)

[Gasification &
Reforming](#)

[Liquid Fuels](#)

[Wood Cooking](#)


[Energy Rosetta
Stone](#)

[Bookstore](#)


[About the BEF](#)

[Links](#)

[Become a Member
of the Biomass
Energy Foundation](#)



*Welcome, Biomass
Energy Foundation
supporters!*



PRODUCER-GAS: ANOTHER FUEL FOR MOTOR TRANSPORT: Ed. Noel Vietmeyer (The U.S. National Academy of Sciences-1985) A seeing-is-believing primer with historical and modern pictures of gasifiers. An outstanding text for any introductory program.


ISBN 1-890607-02-6

80pp

\$10

[Add item #7 to my shopping cart.](#)

[Return to the bookstore.](#)



Click here to return to the Biomass Energy Foundation site.



Biomass Energy Foundation

[Return to the bookstore.](#)

Product	Quantity	Price	Amount
WoodGas Camp Stove		55.00	55.00
WoodGas Camp Stove XL		75.00	75.00
Encyclopedia of Biomass Thermal Conversion		60.00	60.00
Densified Biomass		22.50	22.50
Tree Crops for Energy Co-Production on Farms		35.00	35.00
Trees		2.00	2.00
Survey of Biomass Gasification 2001		35.00	35.00
Biomass Downdraft Gasifier Engine Systems Handbook		35.00	35.00
Gengas		40.00	40.00
Producer-Gas		10.00	10.00
Small Scale Gas Producer-Engine Systems		35.00	35.00
		Subtotal	404.50
		Shipping	0.00
All prices are in US Dollars			Tax 0.00
		TOTAL	404.50

Calculate shipping for this order

If you change your order then click on the button to calculate the new cost of shipping.

Select your US State for sales tax

Do you have any special requests?

To delete an item, change the quantity to zero and click RECALCULATE.

WOODGAS

The BEF Press Books

[Home](#)

[Biomass Energy](#)

[Gasification &
Reforming](#)

[Liquid Fuels](#)

[Wood Cooking](#)

[Energy Rosetta
Stone](#)

[Bookstore](#)

[About the BEF](#)

[Links](#)

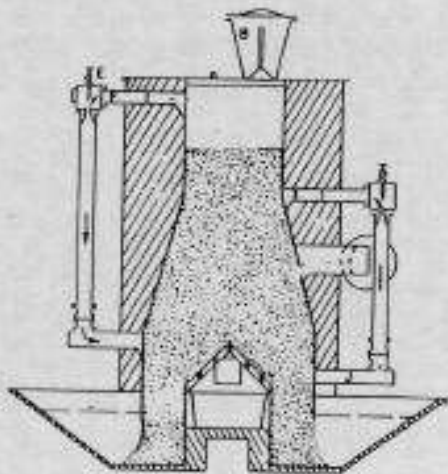
[Become a Member
of the Biomass
Energy Foundation](#)

*Welcome, Biomass
Energy Foundation
supporters!*

STATE OF THE ART FOR
SMALL SCALE GAS PRODUCER-ENGINE SYSTEMS


by

Ali Kaupp



First published by the German Appropriate Technology Exchange (GATE)

Reissued by the Biomass Energy Foundation Press
Golden CO 80401
303 278 0558; 0560 FAX



SMALL SCALE GAS PRODUCER-ENGINE SYSTEMS: A. Kaupp and J. Goss. (Veiweg,1984) Updates GENGAS and contains critical engineering data and good common sense, indispensable for the serious gasifier project. Ali Kaupp is thorough and knowledgeable.

ISBN 1-890607-06-1


278pp

\$35

[Add item #6 to my shopping cart.](#)

[Return to the bookstore.](#)

**Click here to return to
the Biomass Energy
Foundation site.**



Biomass Energy Foundation

[Return to the bookstore.](#)

Product	Quantity	Price	Amount
WoodGas Camp Stove		55.00	55.00
WoodGas Camp Stove XL		75.00	75.00
Encyclopedia of Biomass Thermal Conversion		60.00	60.00
Densified Biomass		22.50	22.50
Tree Crops for Energy Co-Production on Farms		35.00	35.00
Trees		2.00	2.00
Survey of Biomass Gasification 2001		35.00	35.00
Biomass Downdraft Gasifier Engine Systems Handbook		35.00	35.00
Gengas		40.00	40.00
Producer-Gas		10.00	10.00
Small Scale Gas Producer-Engine Systems		35.00	35.00
Fundamental Study and Scale Up of the Air-Oxygen Stratified Downdraft Gasifier		40.00	40.00
		Subtotal	444.50
		Shipping	0.00
All prices are in US Dollars		Tax	0.00
		TOTAL	444.50

Calculate shipping for this order

If you change your order then click on the button to calculate the new cost of shipping.

Select your US State for sales tax

Do you have any special requests?

To delete an item, change the quantity to zero and click RECALCULATE.

WOODGAS

The BEF Press Books

[Home](#)

[Biomass Energy](#)

[Gasification & Reforming](#)

[Liquid Fuels](#)

[Wood Cooking](#)

[Energy Rosetta Stone](#)

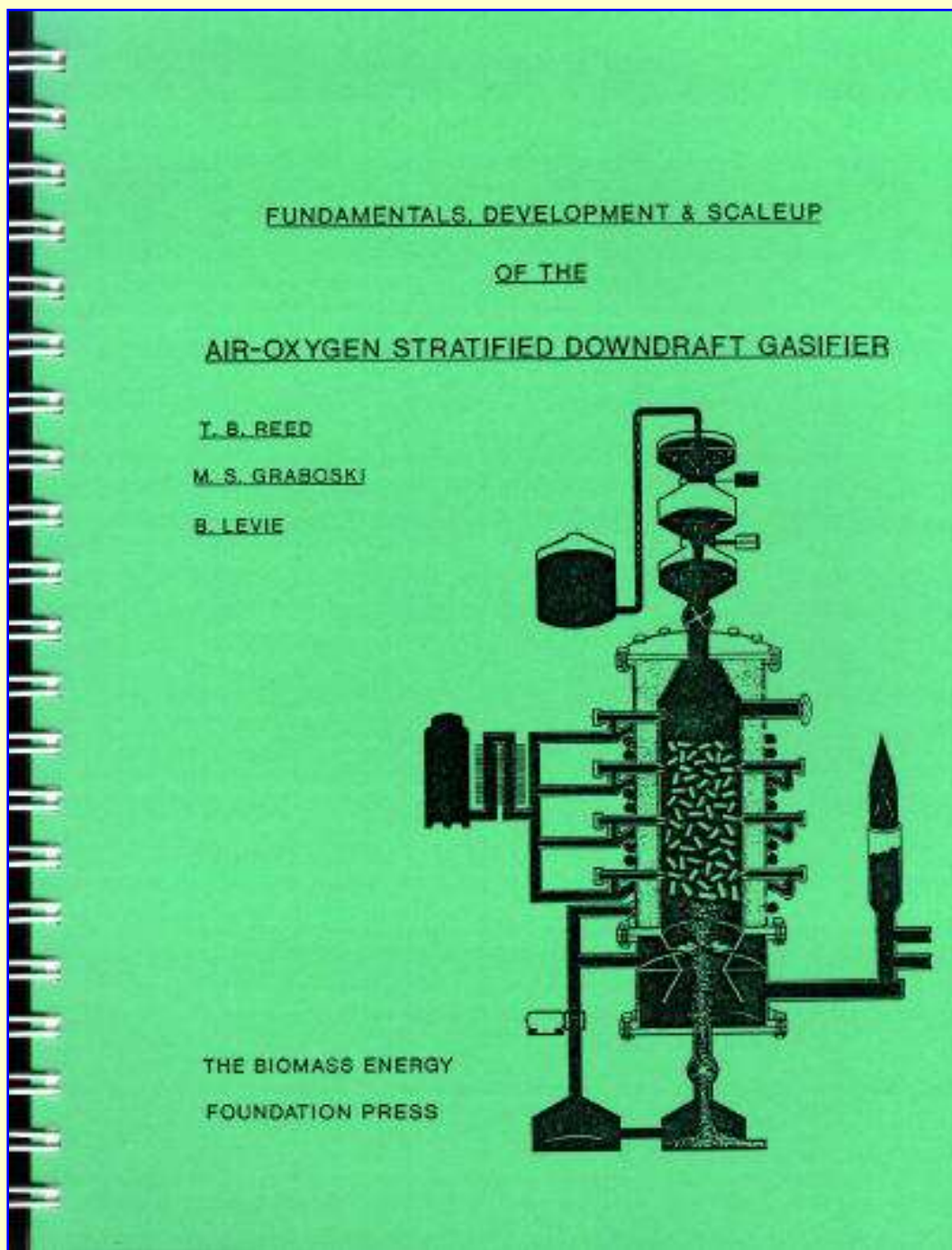
[Bookstore](#)


[About the BEF](#)

[Links](#)

[Become a Member of the Biomass Energy Foundation](#)

Welcome, Biomass Energy Foundation supporters!





FUNDAMENTALS, DEVELOPMENT, AND SCALE UP OF THE AIR-OXYGEN STRATIFIED DOWNDRAFT

GASIFIER: T. Reed, M. Graboski and B. Levie (SERI 1988). In 1980 the Solar Energy Research Institute initiated a program to develop an oxygen gasifier to make methanol from biomass. A novel air/oxygen low tar gasifier was designed and studied for five years at SERI at 1 ton/d and for 4 years at Syn-Gas Inc. in a 25 ton/day gasifier. This book describes the theory and operation of the two gasifiers in detail and also discusses the principles and application of gasification as learned over eight years by the author-gasifier team.

ISBN 1-890607-03-7


290pp

\$40

[Add item #8 to my shopping cart.](#)

[Return to the bookstore.](#)

Click here to return to the Biomass Energy Foundation site.



Biomass Energy Foundation

[Return to the bookstore.](#)

Product	Quantity	Price	Amount
WoodGas Camp Stove		55.00	55.00
WoodGas Camp Stove XL		75.00	75.00
Encyclopedia of Biomass Thermal Conversion		60.00	60.00
Densified Biomass		22.50	22.50
Tree Crops for Energy Co-Production on Farms		35.00	35.00
Trees		2.00	2.00
Survey of Biomass Gasification 2001		35.00	35.00
Biomass Downdraft Gasifier Engine Systems Handbook		35.00	35.00
Gengas		40.00	40.00
Producer-Gas		10.00	10.00
Small Scale Gas Producer-Engine Systems		35.00	35.00
Fundamental Study and Scale Up of the Air-Oxygen Stratified Downdraft Gasifier		40.00	40.00
Evaluation of Gasification and Novel Thermal Processes		27.50	27.50
		Subtotal	472.00
		Shipping	0.00
		Tax	0.00
All prices are in US Dollars		TOTAL	472.00

Calculate shipping for this order

If you change your order then click on the button to calculate the new cost of shipping.

Select your US State for sales tax

Do you have any special requests?

To delete an item, change the quantity to zero and click RECALCULATE.

WOODGAS

The BEF Press Books

[Home](#)

[Biomass Energy](#)

[Gasification & Reforming](#)

[Liquid Fuels](#)

[Wood Cooking](#)

[Energy Rosetta Stone](#)

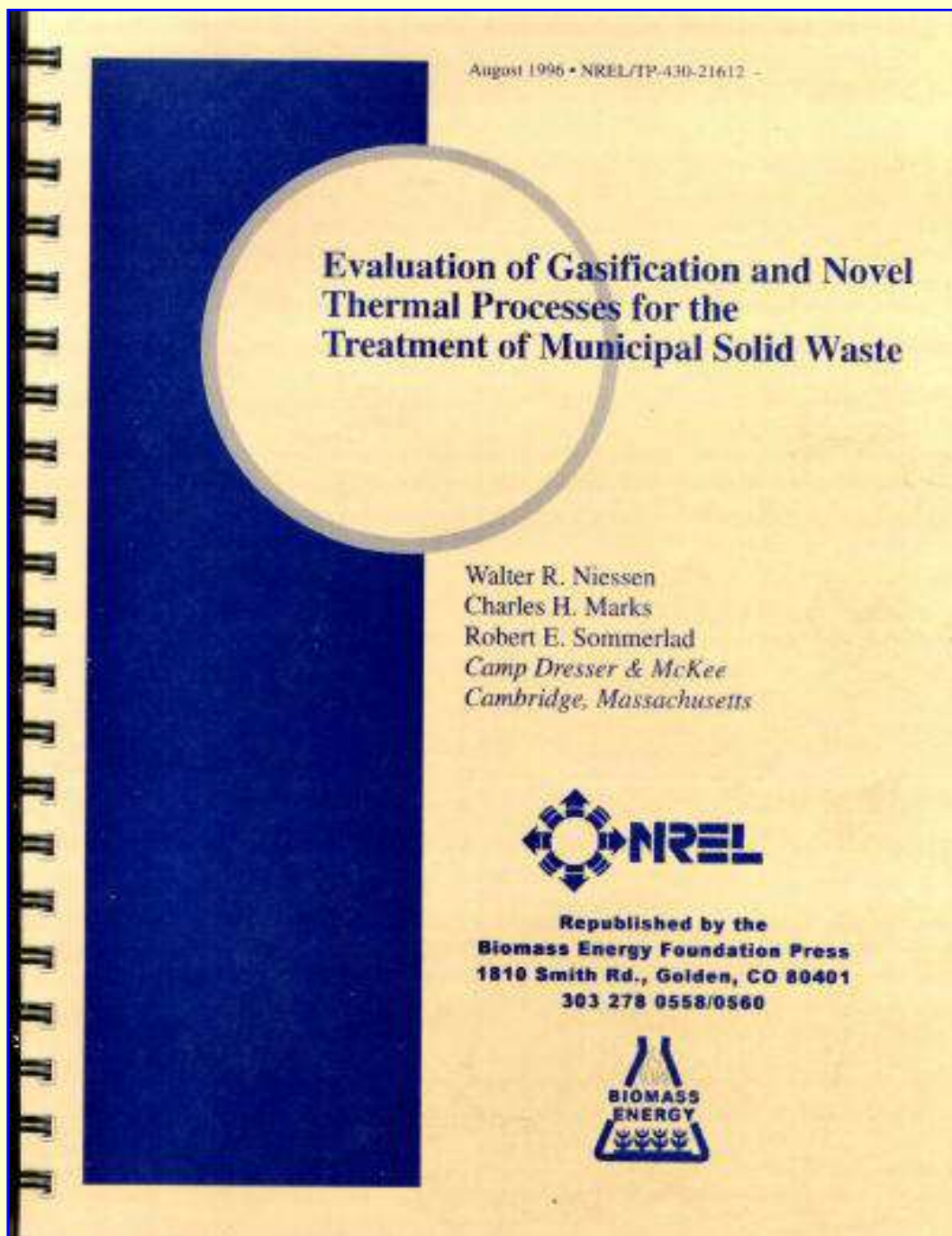
[Bookstore](#)


[About the BEF](#)

[Links](#)

[Become a Member of the Biomass Energy Foundation](#)

Welcome, Biomass Energy Foundation supporters!





EVALUATION OF GASIFICATION AND NOVEL THERMAL PROCESSES FOR W. Niessen et al. A 1996 NREL report by on energy conversion processes for MSW.
ISBN 1-890607-15-0 198pp
\$27.50

[Add item #9 to my shopping cart.](#)

[Return to the bookstore.](#)

**Click here to return to
the Biomass Energy
Foundation site.**

