

Fig. 338. Lysprøve før nedstigning i silo.




Fig. 339. Rigtig binding af sikkerhedstine.





Fig. 340. Sikkerhedsforanstaltninger ved overfladebehandling af indvendig side af silovæg.



*Fig. 8-1. Take care that there is no trace of gas left in the pit, by flushing it out with air (left above), and by checking for air purity with an animal; then be sure to fasten on a safety belt before entering (courtesy Mianyang Science & Technology Committee).*