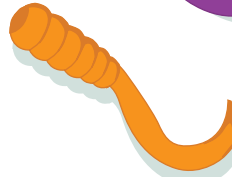

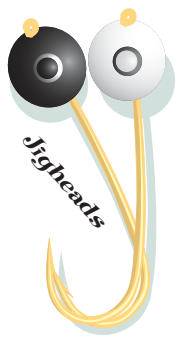


# To Catch a Bass

Both largemouth bass and smallmouth bass feast on minnows and crayfish. Other sunfish eat smaller minnows and crayfish. Using lures that imitate this prey makes good angling sense. One of the best ways to fish for members of the sunfish family is to use a technique called jigging.

A jig is a hook with some weight on the head. Using a jig, you can add several different things to make them appeal to fish. Live minnows can be hooked through the head on a jig. The minnow combination works well for bluegills, crappies and small bass. Using a 1/16-ounce jighead and a fathead minnow near



a downed tree in early summer can be effective.

A plastic curly tail can also be used. These soft-plastic lures move as you retrieve them. When you bounce them on the bottom they must look like crayfish! Plastic curly tails can last forever, but live minnows kept in your pocket don't last very long. White curly tails are a good color choice.

Fathead Minnow Rig using a Jig

## Jigging

There are several jigging techniques. One technique is to cast the lure and then steadily reel it in. As you reel it toward you, it should look like a swimming minnow. Another technique is to cast, reel a little and then let the jig drop toward the bottom. Use a start-and-stop retrieve to make the lure look like a minnow or crayfish feeding on the bottom.

When fishing in deeper water (10 feet or more) or in moving water, use a heavier jighead. A well-stocked tackle box would have jigs ranging in size from 1/16-ounce to 1/4-ounce. It is also good to have different sizes and colors of plastic tails. The color of the tail is up to you, but white rules!



Jigging technique